

# 10 Things to Know About Wyoming's Child Care Workforce

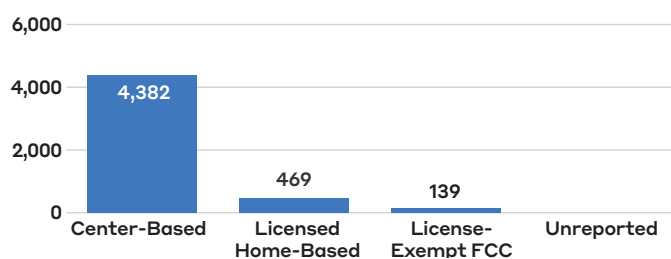
Forty-six child care workforce registries across the country collect comprehensive data on their state's workforce. This report is a first-of-its-kind snapshot of child care workforce data collected by registries across the country. This is just a small slice of the capabilities of registries, many of which collect data to even greater levels of detail.

## WYOMING'S DATA

The data is derived from the Wyoming Statewide Training and Resource System (STARS) as of March 15, 2024. The data includes those who work in licensed child care programs and some exempt child care programs as well on a voluntary basis. Of the 4,990 active users, 3,003 are in direct care positions and 1,522 do not have a position listed or are in a food service, transportation, or family and child services category. Eighty-eight percent, or 4,382 individuals, in the early childhood workforce in Wyoming are affiliated with a center-based program. [Wyoming's registry profile sheet.](#)

### 1. Workforce Size<sup>1,2</sup>

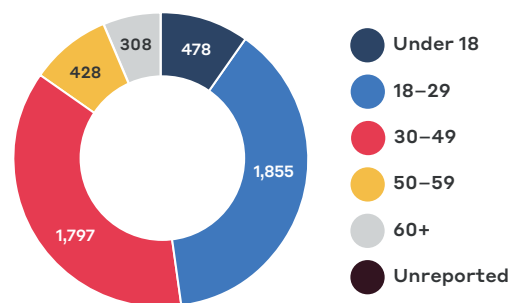
<b>Center-Based</b>	Director	406
	Teacher	1,382
	Teacher Assistant	1,333
<b>Licensed Home-Based</b>	Owner	240
	Assistant	N/A
<b>License Exempt</b>		48
<b>Trainers and Coaches</b>		59
<b>Unreported</b>		
<b>Total</b>		3,468



### 2. Ages of Children Served

Age Groups	Number
Infants and Toddlers (Birth to Age 2)	466
Preschool (Ages 3 and 4 years)	1,361
School-age (Age 5 and older)	295
Multiple age groups	1,464
Unreported	3,586

### 3. Workforce Age



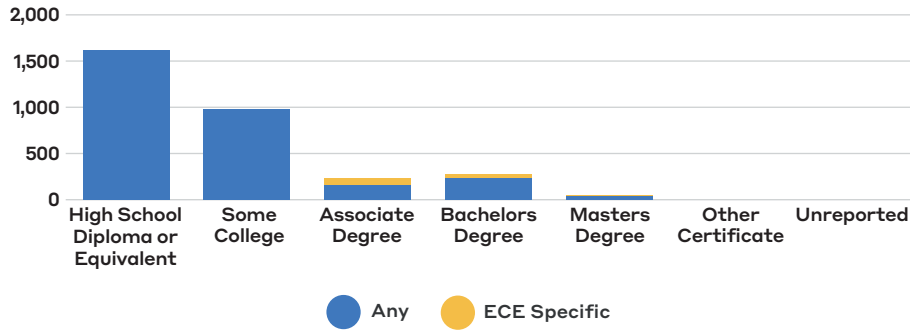
### 4. Employment Status



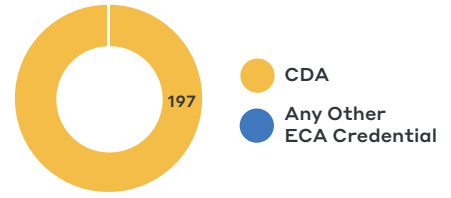
### 5. Gender



## 6. Highest Level of Education<sup>3</sup>



## Total Workforce with Any ECE Credential<sup>4</sup>



For more information on education requirements for Wyoming's workforce, see BPC's [Child Care Workforce Licensing Database](#).

## 7. Years of Experience

Center-Based			Licensed Home-Based		License Exempt	Trainers and Coaches
Director	Teacher	Teacher Assistant	Owner	Assistant		
N/A	N/A	N/A	N/A	N/A	N/A	N/A

## 8. Race

Race	Percent
American Indian/Alaska Native	1.1
Asian	0.3
Black/African American	0.6
Hawaii Native or Pacific Islander	0.2
Hispanic/Latino	4.3
White	43.9
Multiple Races	0.9
Chose not to report	48.2
Additional option not listed	0.4
Unreported	

## 9. Average Compensation

Center-Based			Licensed Home-Based		License Exempt	Trainers and Coaches
Director	Teacher	Teacher Assistant	Owner	Assistant		
N/A	N/A	N/A	N/A	N/A	N/A	N/A

## 10. Benefits by Program

Benefit	Center-Based	Licensed Home-Based	Other
Paid Planning Time	N/A	N/A	N/A
Paid Sick Leave	N/A	N/A	N/A
Paid Vacation	N/A	N/A	N/A
Retirement	N/A	N/A	N/A
Employer Sponsored Health Insurance	N/A	N/A	N/A

### Footnotes

- 1 Wyoming doesn't separate out home and center-based assistants. They are all in the same category.
- 2 Program workforce includes 1,522 individuals who are in non-direct care positions.
- 3 Highest level of education is not required to be listed in Wyoming's registry. Therefore, this data represents only those who chose to report.
- 4 This is not required so these answers indicate only those who answered.

