



# 10 Things to Know About Wisconsin's Child Care Workforce

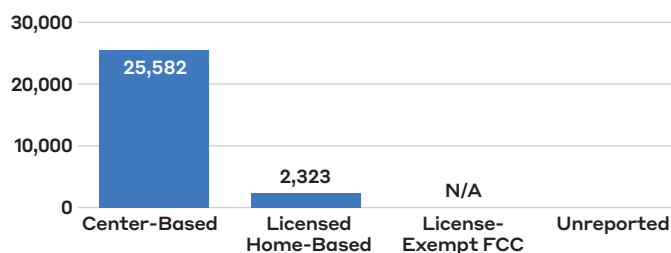
Forty-six child care workforce registries across the country collect comprehensive data on their state's workforce. This report is a first-of-its-kind snapshot of child care workforce data collected by registries across the country. This is just a small slice of the capabilities of registries, many of which collect data to even greater levels of detail.

## WISCONSIN'S DATA

The data included here is from the Wisconsin Registry as of January 1, 2023. Participation in the registry for all workforce members is voluntary. Wisconsin's registry has a total of 96,990 active user profiles. This report reflects 27,905 active users working in direct care positions, inclusive of coaches and trainers. [Wisconsin's registry profile sheet](#).

### 1. Workforce Size

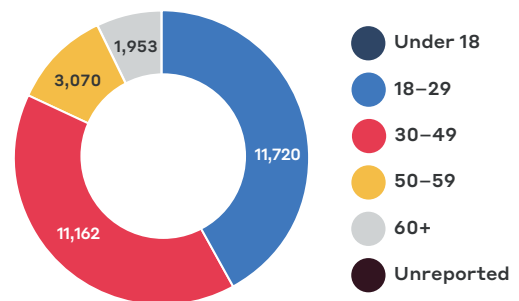
<b>Center-Based</b>	Director	3,373
	Teacher	9,843
	Teacher Assistant	12,066
<b>Licensed Home-Based</b>	Owner	2,323
	Assistant	N/A
<b>License Exempt</b>		N/A
<b>Trainers and Coaches</b>		N/A
<b>Unreported</b>		
<b>Total</b>		27,905



### 2. Ages of Children Served<sup>1</sup>

Age Groups	Percent
Infants and Toddlers (Birth to Age 2)	30.1
Preschool (Ages 3 and 4 years)	15.6
School-age (Age 5 and older)	5.0
Multiple age groups	49.2
Unreported	

### 3. Workforce Age



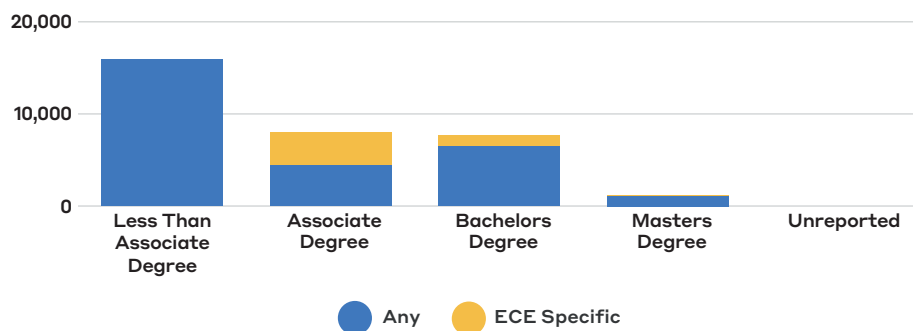
### 4. Employment Status



### 5. Gender



## 6. Highest Level of Education



## Total Workforce with Any ECE Credential



For more information on education requirements for Wisconsin's workforce, see BPC's [Child Care Workforce Licensing Database](#).

## 7. Years of Experience

Center-Based <sup>2</sup>			Licensed Home-Based		License Exempt	Trainers and Coaches
Director	Teacher	Teacher Assistant	Owner <sup>3</sup>	Assistant		
7.1	4.8	2.7	9.4			

## 8. Race<sup>4</sup>

Race	Percent
American Indian/Alaska Native	0.0
Asian	1.5
Black/African American	14.9
Hawaii Native or Pacific Islander	N/A
Hispanic/Latino	9.9
White	62.7
Multiple Races	6.0
Chose not to report	N/A
Additional option not listed	0.1
Unreported	4.9

## 9. Average Compensation

Center-Based			Licensed Home-Based		License Exempt	Trainers and Coaches
Director	Teacher	Teacher Assistant	Owner	Assistant		
\$17.95	\$14.00	\$12.00	\$11.50	\$7.50	N/A	N/A

## 10. Benefits by Program

Benefit	Center-Based	Licensed Home-Based	Other
Paid Planning Time	N/A	N/A	N/A
Paid Sick Leave	N/A	N/A	N/A
Paid Vacation	N/A	N/A	N/A
Retirement	N/A	N/A	N/A
Employer Sponsored Health Insurance	N/A	N/A	N/A

### Footnotes

- Percentages based on total workforce size of 27,905.
- Numbers are given by years of experience in current position.
- No distinction is made between Home-Based Care Owners from Assistants.
- Percentages based on total reported number of 26,956.

