



# 10 Things to Know About West Virginia's Child Care Workforce

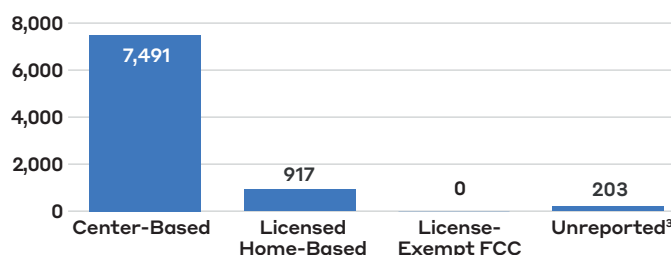
Forty-six child care workforce registries across the country collect comprehensive data on their state's workforce. This report is a first-of-its-kind snapshot of child care workforce data collected by registries across the country. This is just a small slice of the capabilities of registries, many of which collect data to even greater levels of detail.

## WEST VIRGINIA'S DATA

The data includes those who work in licensed child care centers, family child care facilities, family child care homes, and trainers/coaches. Participation in the registry is voluntary for all other Early Childhood workforce members. West Virginia's registry has a total of 10,289 active user profiles. This report reflects 8,611 active users working in direct care positions, inclusive of coaches and trainers. [West Virginia's registry profile sheet.](#)

### 1. Workforce Size

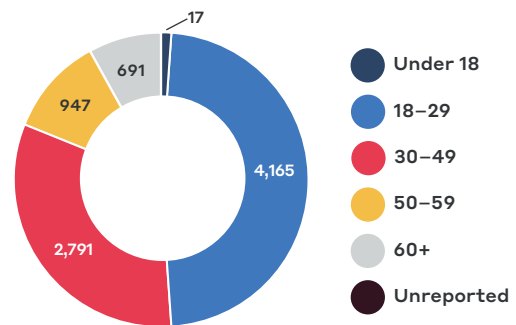
|                                   |                        |       |
|-----------------------------------|------------------------|-------|
| <b>Center-Based</b>               | Director               | 669   |
|                                   | Teacher                | 2,550 |
|                                   | Teacher Assistant      | 4,272 |
| <b>Licensed Home-Based</b>        | Owner                  | 917   |
|                                   | Assistant <sup>1</sup> | 0     |
| <b>License Exempt<sup>2</sup></b> |                        | 0     |
| <b>Trainers and Coaches</b>       |                        | 203   |
| <b>Total</b>                      |                        | 8,611 |



### 2. Ages of Children Served<sup>4</sup>

| Age Groups                            | Percent |
|---------------------------------------|---------|
| Infants and Toddlers (Birth to Age 2) | 33.2    |
| Preschool (Ages 3 and 4 years)        | 22.4    |
| School-age (Age 5 and older)          | 15.4    |
| Multiple age groups                   | 25.1    |
| Unreported                            | 4.0     |

### 3. Workforce Age



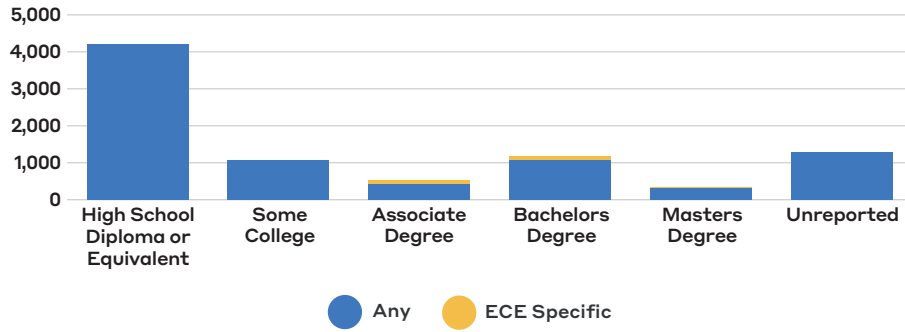
### 4. Employment Status



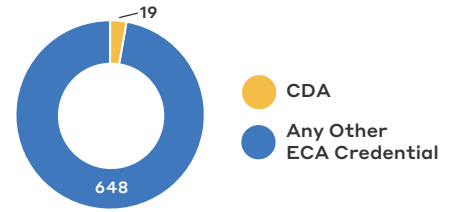
### 5. Gender<sup>5</sup>



## 6. Highest Level of Education<sup>6</sup>



## Total Workforce with Any ECE Credential



For more information on education requirements for West Virginia's workforce, see BPC's [Child Care Workforce Licensing Database](#).

## 7. Years of Experience

| Center-Based |         |                   | Licensed Home-Based |           | License Exempt | Trainers and Coaches |
|--------------|---------|-------------------|---------------------|-----------|----------------|----------------------|
| Director     | Teacher | Teacher Assistant | Owner               | Assistant |                |                      |
| N/A          | N/A     | N/A               | N/A                 | N/A       | N/A            | N/A                  |

## 8. Race<sup>7</sup>

| Race                              | Percent |
|-----------------------------------|---------|
| American Indian/ Alaska Native    | 0.21    |
| Asian                             | 0.45    |
| Black/African American            | 5.85    |
| Hawaii Native or Pacific Islander | 0.03    |
| Hispanic/Latino                   | 1.0     |
| White                             | 76.7    |
| Multiple Races                    | 1.9     |
| Chose not to report               | 13.7    |
| Additional option not listed      | 0.08    |
| Unreported                        | 0       |

## 9. Average Compensation

| Center-Based |         |                   | Licensed Home-Based |           | License Exempt | Trainers and Coaches |
|--------------|---------|-------------------|---------------------|-----------|----------------|----------------------|
| Director     | Teacher | Teacher Assistant | Owner               | Assistant |                |                      |
| N/A          | N/A     | N/A               | N/A                 | N/A       | N/A            | N/A                  |

## 10. Benefits by Program<sup>8</sup>

| Benefit                             | Center-Based | Licensed Home-Based | Other |
|-------------------------------------|--------------|---------------------|-------|
| Paid Planning Time                  | N/A          | N/A                 | N/A   |
| Paid Sick Leave                     | 1,131        | 17                  | 49    |
| Paid Vacation                       | 1,666        | 21                  | 47    |
| Retirement                          | 640          | 7                   | 56    |
| Employer Sponsored Health Insurance | 834          | 7                   | 65    |

### Footnotes

- 1 Not a position in WV.
- 2 Not tracked in WV.
- 3 Not inclusive of trainers and coaches.
- 4 Percentages based on the 8,611 registry members working in direct care roles. Of this, 345 do not work directly with children and 191 were missing data.
- 5 Percentage based on the 8,611 registry members working in direct care roles.
- 6 WV follows PER guidelines for alignment of College EC Courses. In PER, Elementary Education degrees are distinctly different and are not considered "equivalent" to an ECE degree.
- 7 Percentages based on the 8,611 registry members working in direct care roles.
- 8 7,209 Center-Based users provided data. A total of 917 FCCs Provide benefits data. Of those, 740 indicated they were not offered benefits. For Other users, 203 users provided data; 97 indicated they were not offered benefits.

