



10 Things to Know About Washington's Child Care Workforce

Forty-six child care workforce registries across the country collect comprehensive data on their state's workforce. This report is a first-of-its-kind snapshot of child care workforce data collected by registries across the country. This is just a small slice of the capabilities of registries, many of which collect data to even greater levels of detail.

WASHINGTON'S DATA

Washington has declined to participate in this report.

1. Workforce Size

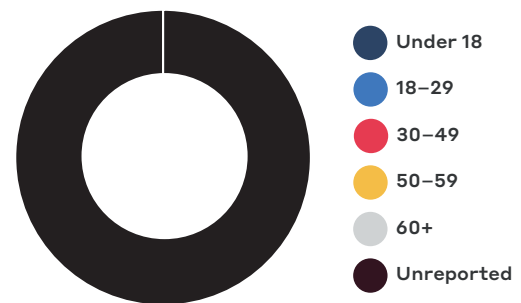
| | | |
|-----------------------------|-------------------|--|
| Center-Based | Director | |
| | Teacher | |
| | Teacher Assistant | |
| Licensed Home-Based | Owner | |
| | Assistant | |
| License Exempt | | |
| Trainers and Coaches | | |
| Unreported | | |
| Total | | |

| | | | |
|--------------|---------------------|--------------------|------------|
| — | | | |
| — | | | |
| — | | | |
| — | | | |
| — | | | |
| — | | | |
| — | | | |
| — | | | |
| — | | | |
| — | | | |
| — | | | |
| Center-Based | Licensed Home-Based | License-Exempt FCC | Unreported |

2. Ages of Children Served

| Age Groups | Percent |
|---------------------------------------|---------|
| Infants and Toddlers (Birth to Age 2) | |
| Preschool (Ages 3 and 4 years) | |
| School-age (Age 5 and older) | |
| Multiple age groups | |
| Unreported | |

3. Workforce Age



4. Employment Status


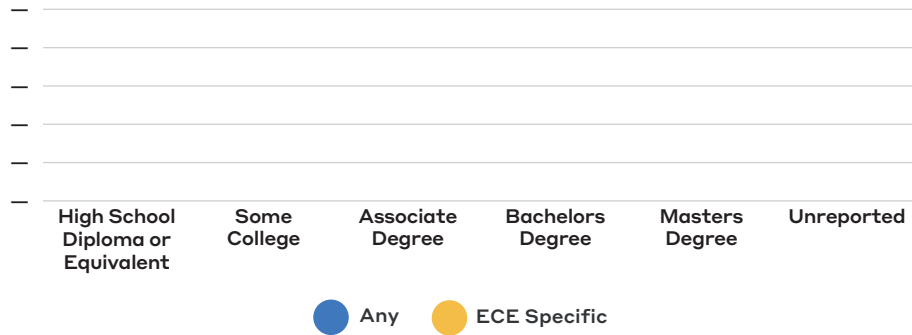


5. Gender



6. Highest Level of Education

Total Workforce with Any ECE Credential



● CDA
● Any Other ECA Credential

For more information on education requirements for Washington's workforce, see BPC's [Child Care Workforce Licensing Database](#).

7. Years of Experience

| Center-Based | | | Licensed Home-Based | | License Exempt | Trainers and Coaches |
|--------------|---------|-------------------|---------------------|-----------|----------------|----------------------|
| Director | Teacher | Teacher Assistant | Owner | Assistant | | |
| | | | | | | |

8. Race

| Race | Percent |
|-----------------------------------|---------|
| American Indian/Alaska Native | |
| Asian | |
| Black/African American | |
| Hawaii Native or Pacific Islander | |
| Hispanic/Latino | |
| White | |
| Multiple Races | |
| Chose not to report | |
| Additional option not listed | |
| Unreported | |

9. Average Compensation

| Center-Based | | | Licensed Home-Based | | License Exempt | Trainers and Coaches |
|--------------|---------|-------------------|---------------------|-----------|----------------|----------------------|
| Director | Teacher | Teacher Assistant | Owner | Assistant | | |
| | | | | | | |

10. Benefits by Program

| Benefit | Center-Based | Licensed Home-Based | Other |
|-------------------------------------|--------------|---------------------|-------|
| Paid Planning Time | N/A | N/A | N/A |
| Paid Sick Leave | N/A | N/A | N/A |
| Paid Vacation | N/A | N/A | N/A |
| Retirement | N/A | N/A | N/A |
| Employer Sponsored Health Insurance | N/A | N/A | N/A |

