

# 10 Things to Know About Vermont's Child Care Workforce

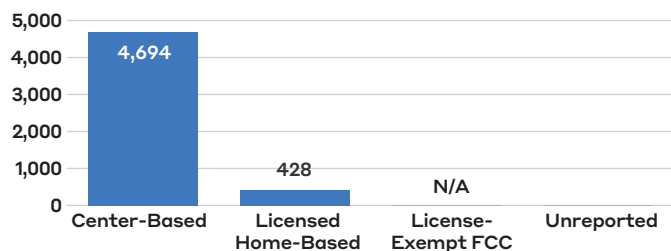
Forty-six child care workforce registries across the country collect comprehensive data on their state's workforce. This report is a first-of-its-kind snapshot of child care workforce data collected by registries across the country. This is just a small slice of the capabilities of registries, many of which collect data to even greater levels of detail.

## VERMONT'S DATA

The data included here is from the Bright Futures Information System as of October 2023. The data include all staff who work in regulated programs including Head Start and Universal Prekindergarten programs. All regulated child care programs participate in STARS, Vermont's QRIS. Participation in the registry is required for individuals working in regulated child care settings. This report reflects 5,122 active users working in direct care positions, inclusive of trainers and coaches. [Vermont's registry profile sheet](#).

### 1. Workforce Size<sup>1</sup>

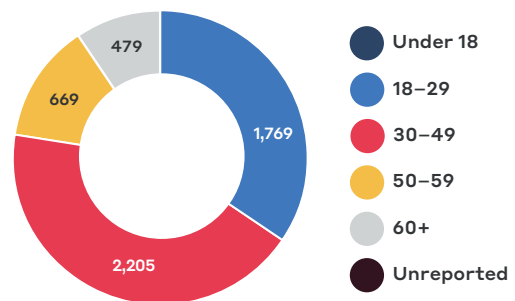
<b>Center-Based</b>	Director	651
	Teacher	2,188
	Teacher Assistant	1,855
<b>Licensed Home-Based</b>	Owner	317
	Assistant	111
<b>License Exempt</b>		N/A
<b>Trainers and Coaches</b>		N/A
<b>Total</b>		5,122



### 2. Ages of Children Served

Age Groups	Percent
Infants and Toddlers (Birth to Age 2)	0.27
Preschool (Ages 3 and 4 years)	21.1
School-age (Age 5 and older)	2.9
Multiple age groups	75.8
Unreported	

### 3. Workforce Age



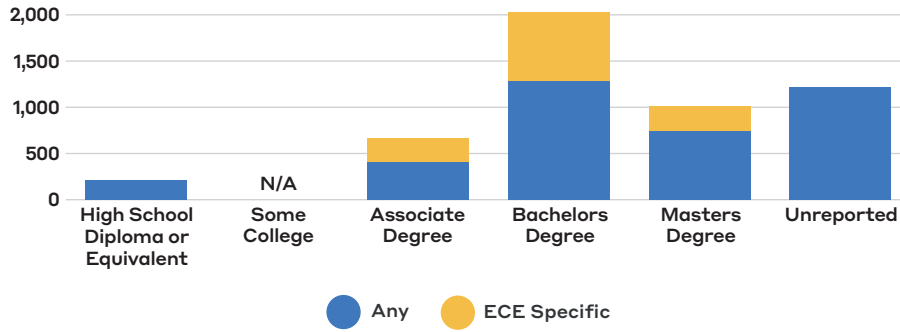
### 4. Employment Status



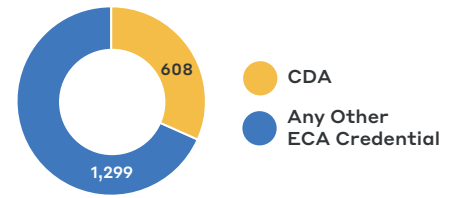
### 5. Gender<sup>2</sup>



## 6. Highest Level of Education



## Total Workforce with Any ECE Credential



For more information on education requirements for Vermont's workforce, see BPC's [Child Care Workforce Licensing Database](#).

## 7. Years of Experience

Center-Based			Licensed Home-Based		License Exempt	Trainers and Coaches
Director	Teacher	Teacher Assistant	Owner	Assistant		
4.0	3.0	2.0	15.0	4.0	N/A	N/A

## 8. Race

Race	Percent
American Indian/Alaska Native	N/A
Asian	N/A
Black/African American	N/A
Hawaii Native or Pacific Islander	N/A
Hispanic/Latino	N/A
White	N/A
Multiple Races	N/A
Chose not to report	N/A
Additional option not listed	N/A
Unreported	N/A

## 9. Average Compensation

Center-Based			Licensed Home-Based		License Exempt	Trainers and Coaches
Director	Teacher	Teacher Assistant	Owner	Assistant		
N/A	N/A	N/A	N/A	N/A	N/A	N/A

## 10. Benefits by Program

Benefit	Center-Based	Licensed Home-Based	Other
Paid Planning Time	N/A	N/A	N/A
Paid Sick Leave	N/A	N/A	N/A
Paid Vacation	N/A	N/A	N/A
Retirement	N/A	N/A	N/A
Employer Sponsored Health Insurance	N/A	N/A	N/A

### Footnotes

- 1 There were 197 approved trainers in the Instructor Registry at the time of this data pull, however, they're stored in a different system and not included in this report.
- 2 Percentage based on total workforce size of 5,122

