

10 Things to Know About South Dakota's Child Care Workforce

Forty-six child care workforce registries across the country collect comprehensive data on their state's workforce. This report is a first-of-its-kind snapshot of child care workforce data collected by registries across the country. This is just a small slice of the capabilities of registries, many of which collect data to even greater levels of detail.

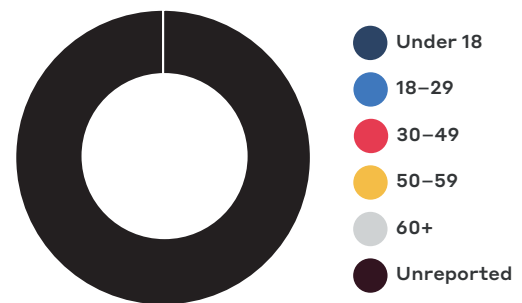
SOUTH DAKOTA'S DATA

South Dakota has declined to participate in this report.

2. Ages of Children Served

Age Groups	Percent
Infants and Toddlers (Birth to Age 2)	
Preschool (Ages 3 and 4 years)	
School-age (Age 5 and older)	
Multiple age groups	
Unreported	

3. Workforce Age



1. Workforce Size

Center-Based	Director	
	Teacher	
	Teacher Assistant	
Licensed Home-Based	Owner	
	Assistant	
License Exempt		
Trainers and Coaches		
Unreported		
Total		

Center-Based Licensed Home-Based License-Exempt FCC Unreported

4. Employment Status


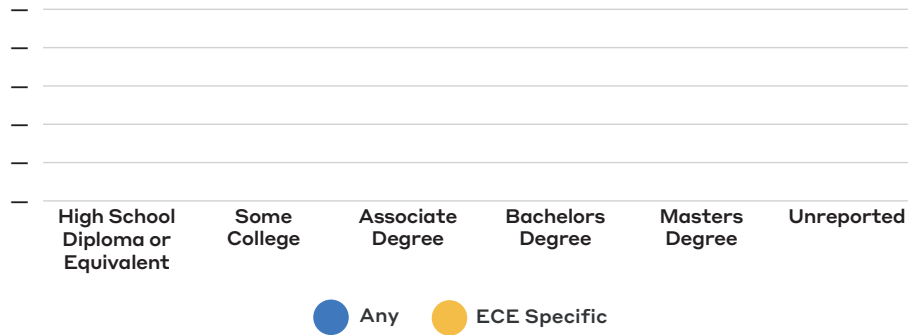


5. Gender



6. Highest Level of Education

Total Workforce with Any ECE Credential



● CDA
● Any Other ECA Credential

For more information on education requirements for South Dakota's workforce, see BPC's [Child Care Workforce Licensing Database](#).

7. Years of Experience

Center-Based			Licensed Home-Based		License Exempt	Trainers and Coaches
Director	Teacher	Teacher Assistant	Owner	Assistant		

8. Race

Race	Percent
American Indian/ Alaska Native	
Asian	
Black/African American	
Hawaii Native or Pacific Islander	
Hispanic/Latino	
White	
Multiple Races	
Chose not to report	
Additional option not listed	
Unreported	

9. Average Compensation

Center-Based			Licensed Home-Based		License Exempt	Trainers and Coaches
Director	Teacher	Teacher Assistant	Owner	Assistant		

10. Benefits by Program

Benefit	Center-Based	Licensed Home-Based	Other
Paid Planning Time	N/A	N/A	N/A
Paid Sick Leave	N/A	N/A	N/A
Paid Vacation	N/A	N/A	N/A
Retirement	N/A	N/A	N/A
Employer Sponsored Health Insurance	N/A	N/A	N/A

