



# 10 Things to Know About North Dakota's Child Care Workforce

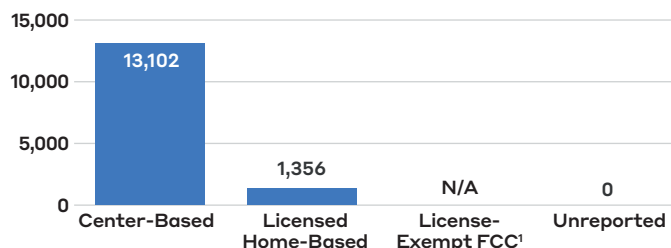
Forty-six child care workforce registries across the country collect comprehensive data on their state's workforce. This report is a first-of-its-kind snapshot of child care workforce data collected by registries across the country. This is just a small slice of the capabilities of registries, many of which collect data to even greater levels of detail.

## NORTH DAKOTA'S DATA

The data included here is from the North Dakota Growing Futures Registry as of December 20, 2023. The data includes those who work in programs participating in Bright and Early. Participation in the registry for all other workforce members is voluntary. North Dakota's registry has a total of 12,512 active user profiles. This report reflects 12,512 active users working in direct care positions, inclusive of coaches and trainers. [North Dakota's registry profile sheet.](#)

### 1. Workforce Size<sup>1,2</sup>

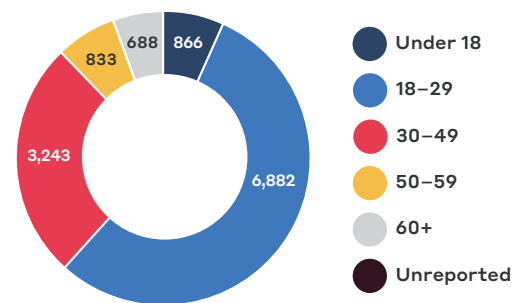
<b>Center-Based</b>	Director	799
	Teacher	5,053
	Teacher Assistant	7,250
<b>Licensed Home-Based</b>	Owner	826
	Assistant	530
<b>License Exempt</b>		N/A
<b>Trainers and Coaches</b>		2
<b>Unreported</b>		0
<b>Total</b>		12,512



### 2. Ages of Children Served

Age Groups	Percent
Infants and Toddlers (Birth to Age 2)	N/A
Preschool (Ages 3 and 4 years)	N/A
School-age (Age 5 and older)	N/A
Multiple age groups	N/A
Unreported	

### 3. Workforce Age



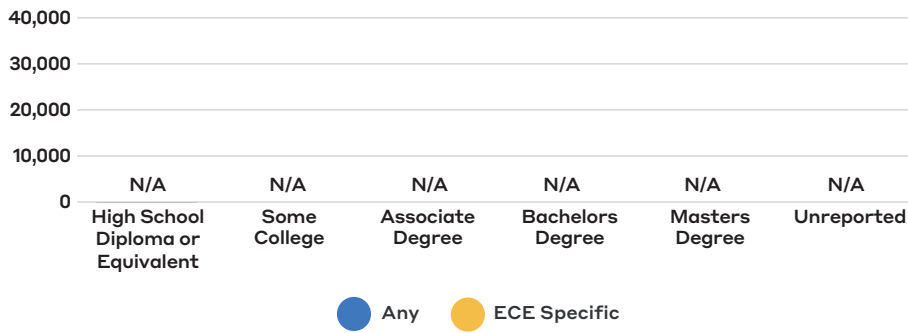
### 4. Employment Status<sup>3</sup>



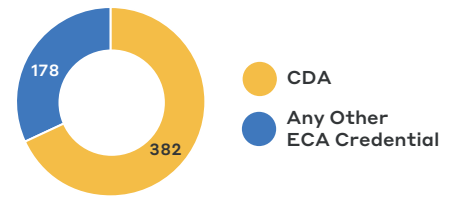
### 5. Gender<sup>4</sup>



## 6. Highest Level of Education



## Total Workforce with Any ECE Credential



For more information on education requirements for North Dakota's workforce, see BPC's [Child Care Workforce Licensing Database](#).

## 7. Years of Experience

Center-Based			Licensed Home-Based		License Exempt	Trainers and Coaches
Director	Teacher	Teacher Assistant	Owner	Assistant		
N/A	N/A	N/A	N/A	N/A	N/A	N/A

## 8. Race<sup>5</sup>

Race	Percent
American Indian/ Alaska Native	3.6
Asian	0.8
Black/African American	4.1
Hawaii Native or Pacific Islander	0.3
Hispanic/Latino	5.6
White	80.2
Multiple Races	2.2
Chose not to report	2.6
Additional option not listed	0.5
Unreported	0.0

## 9. Average Compensation

Center-Based			Licensed Home-Based		License Exempt	Trainers and Coaches
Director	Teacher	Teacher Assistant	Owner	Assistant		
N/A	N/A	N/A	N/A	N/A	N/A	N/A

## 10. Benefits by Program

Benefit	Center-Based	Licensed Home-Based	Other
Paid Planning Time	N/A	N/A	N/A
Paid Sick Leave	N/A	N/A	N/A
Paid Vacation	N/A	N/A	N/A
Retirement	N/A	N/A	N/A
Employer Sponsored Health Insurance	N/A	N/A	N/A

### Footnotes

- Some registry users have held more than one position within the last two years and may be included in more than one category.
- Some registry users have held more than one position within the last two years and may be included in more than one category.
- Percentage calculated based on 15,312 registry members working in direct care positions who reported. Some registry users have held more than one position over the past two years and may be counted more than once.
- Percentage calculated based on 12,512 registry members working in direct care positions.
- Percentages calculated based on 12,512 registry members working in direct care positions.

