




# 10 Things to Know About New Hampshire's Child Care Workforce

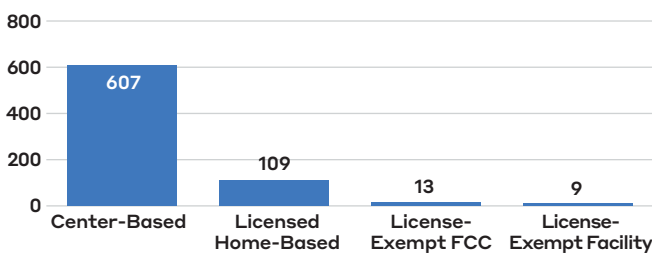
Forty-six child care workforce registries across the country collect comprehensive data on their state's workforce. This report is a first-of-its-kind snapshot of child care workforce data collected by registries across the country. This is just a small slice of the capabilities of registries, many of which collect data to even greater levels of detail.

## NEW HAMPSHIRE'S DATA

The data included for New Hampshire was retrieved from the New Hampshire Connections Information System as of April 12, 2024. The data is inclusive of all workforce members that work in [licensed or regulated programs, or programs participating in Granite Steps to quality, or is voluntary for everyone—whatever the data represents—PLACEHOLDER).

### 1. Workforce Size

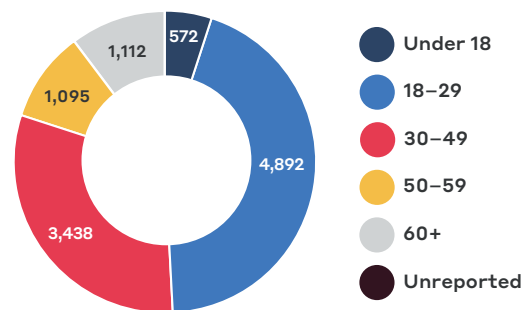
<b>Center-Based</b>	Director	598
	Teacher	2,888
	Teacher Assistant	5,133
<b>Licensed Home-Based</b>	Owner	338
	Assistant	204
<b>License Exempt</b>		295
<b>Trainers and Coaches</b>		N/A
<b>Unreported</b>		N/A
<b>Total</b>		



### 2. Ages of Children Served

Age Groups	Number
Infants and Toddlers (Birth to Age 2)	855
Preschool (Ages 3 and 4 years)	1,020
School-age (Age 5 and older)	1,185
Multiple age groups	
Unreported	

### 3. Workforce Age



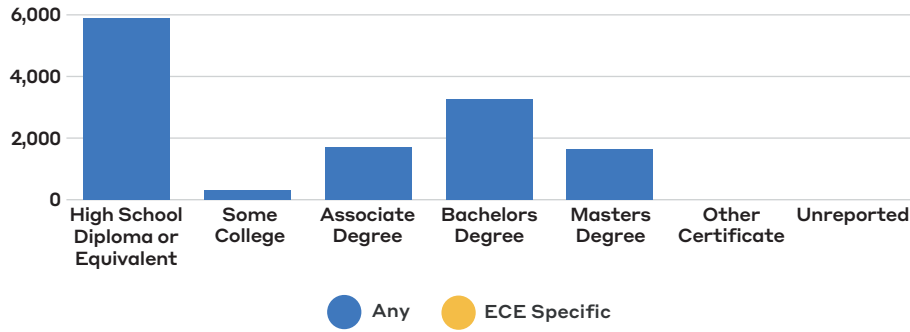
### 4. Employment Status




### 5. Gender<sup>1</sup>



## 6. Highest Level of Education



## Total Workforce with Any ECE Credential



For more information on education requirements for New Hampshire's workforce, see BPC's [Child Care Workforce Licensing Database](#).

## 7. Years of Experience

Center-Based			Licensed Home-Based		License Exempt	Trainers and Coaches
Director	Teacher	Teacher Assistant	Owner	Assistant		
N/A	N/A	N/A	N/A	N/A	N/A	N/A

## 8. Race<sup>2</sup>

Race	Percent
American Indian/Alaska Native	N/A
Asian	N/A
Black/African American	N/A
Hawaii Native or Pacific Islander	N/A
Hispanic/Latino	N/A
White	N/A
Multiple Races	N/A
Chose not to report	N/A
Additional option not listed	N/A
Unreported	N/A

## 9. Average Compensation

Center-Based			Licensed Home-Based		License Exempt	Trainers and Coaches
Director	Teacher	Teacher Assistant	Owner	Assistant		
N/A	N/A	N/A	N/A	N/A	N/A	N/A

## 10. Benefits by Program

Benefit	Center-Based	Licensed Home-Based	Other
Paid Planning Time	N/A	N/A	N/A
Paid Sick Leave	N/A	N/A	N/A
Paid Vacation	N/A	N/A	N/A
Retirement	N/A	N/A	N/A
Employer Sponsored Health Insurance	N/A	N/A	N/A

### Footnotes

- 1 Not collected in New Hampshire.
- 2 Not collected in New Hampshire.

