



10 Things to Know About Nebraska's Child Care Workforce

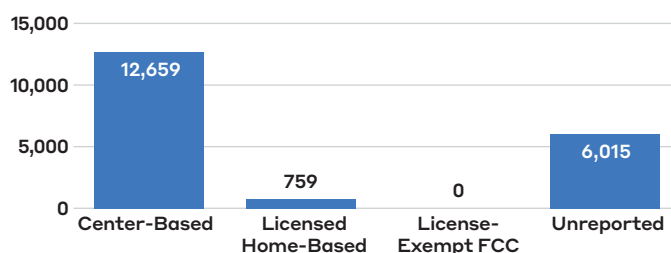
Forty-six child care workforce registries across the country collect comprehensive data on their state's workforce. This report is a first-of-its-kind snapshot of child care workforce data collected by registries across the country. This is just a small slice of the capabilities of registries, many of which collect data to even greater levels of detail.

NEBRASKA'S DATA

The data included here is from the Nebraska Early Childhood Professional Record System as of February 5, 2024. Participation in the registry is required for "Step Up to Quality" QRIS Participating Program's Staff and voluntary for all other workforce members. Nebraska's registry has a total of 20,184 active user profiles. This report reflects 19,433 active users working in direct care positions, inclusive of coaches and trainers. [Nebraska's registry profile sheet](#).

1. Workforce Size¹

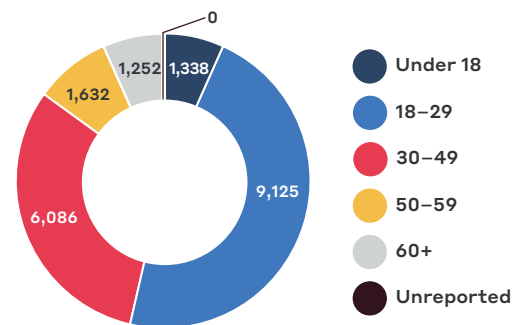
Center-Based	Director	1,430
	Teacher	6,509
	Teacher Assistant	4,720
Family Child Care	Owner	490
	Assistant	269
License Exempt		N/A
Trainers and Coaches		263
Unreported		5,752
Total		19,433



2. Ages of Children Served²

Age Groups	Percent
Infants and Toddlers (Birth to Age 2)	15.6
Preschool (Ages 3 and 4 years)	12.0
School-age (Age 5 and older)	7.2
Multiple age groups	39.4
Unreported	25.8

3. Workforce Age



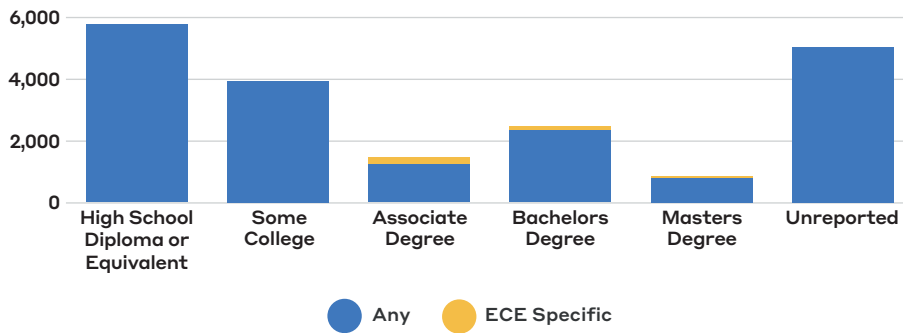
4. Employment Status



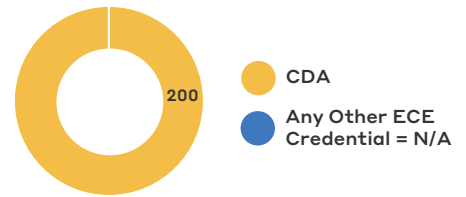
5. Gender³



6. Highest Level of Education



Total Workforce with Any ECE Credential: 200



For more information on education requirements for Nebraska's workforce, see BPC's [Child Care Workforce Licensing Database](#).

7. Years of Experience

Center-Based			Licensed Home-Based		License Exempt	Trainers and Coaches
Director	Teacher	Teacher Assistant	Owner	Assistant		
N/A	N/A	N/A	N/A	N/A	N/A	N/A

8. Race⁴

Race	Percent
American Indian/Alaska Native	1.3
Asian	1.0
Black/African American	7.5
Hawaii Native or Pacific Islander	0.2
Hispanic/Latino	4.2
White	70.4
Multiple Races	2.2
Chose not to report	N/A
Additional option not listed	N/A
Unreported	13.2

9. Average Compensation

Center-Based			Licensed Home-Based		License Exempt	Trainers and Coaches
Director	Teacher	Teacher Assistant	Owner	Assistant		
\$15.31	\$12.87	\$12.10	\$10.55	\$11.64	N/A	N/A

10. Benefits by Program

Benefit	Center-Based	Licensed Home-Based	Other
Paid Planning Time	N/A	N/A	N/A
Paid Sick Leave	241	30	N/A
Paid Vacation	336	52	N/A
Retirement	154	0	N/A
Employer Sponsored Health Insurance	286	13	N/A

Endnotes

- Center-Based includes Child Care Centers, Public Schools, Head Starts, and School-Age only programs. Director includes the position titles Program Supervisor/Director, Executive Director, Center owner, Assistant Director, and Principal from NECPRS.
- Percentages based on the 19433 registry members working in direct care positions.
- Percentage based on the 19431 registry members working in direct care positions who reported.
- Percentages based on the 19433 registry members working in direct care positions.

