



# 10 Things to Know About Mississippi's Child Care Workforce


Forty-six child care workforce registries across the country collect comprehensive data on their state's workforce. This report is a first-of-its-kind snapshot of child care workforce data collected by registries across the country. This is just a small slice of the capabilities of registries, many of which collect data to even greater levels of detail.

## MISSISSIPPI'S DATA

The data included here is from the Mississippi Department of Health—Childcare Licensing System (LARS) and Mississippi Department of Human Services—Child Care Payment System (CCPS) as of April 9, 2024. The data includes those who work in programs participating in the Child Care Payment Program (CCPP).

### 1. Workforce Size

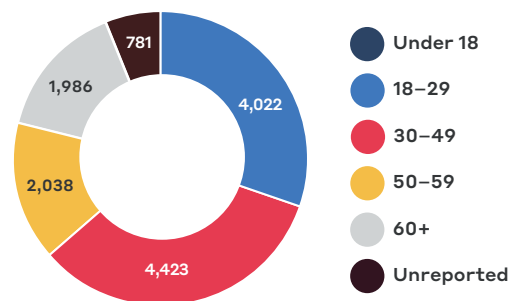
<b>Center-Based</b>	Director	3,548
	Teacher	7,415
	Teacher Assistant	2,176
<b>Licensed Home-Based</b>	Owner	88
	Assistant	N/A
<b>License Exempt</b>		23
<b>Total</b>		13,250



### 2. Ages of Children Served<sup>1</sup>

Age Groups	Percent
Infants and Toddlers (Birth to Age 2)	N/A
Preschool (Ages 3 and 4 years)	N/A
School-age (Age 5 and older)	N/A
Multiple age groups	N/A
Unreported	N/A

### 3. Workforce Age



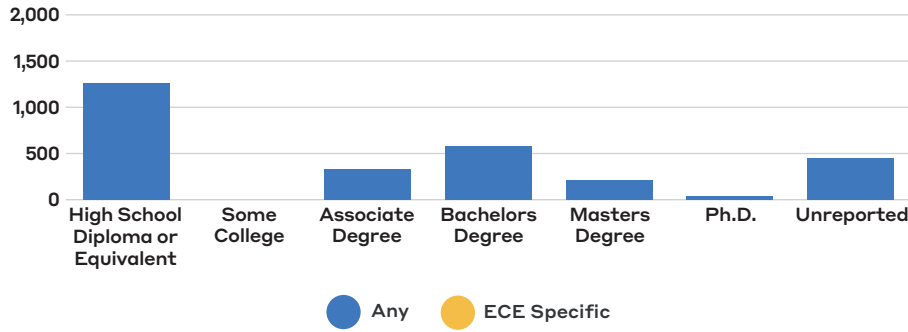
### 4. Employment Status



### 5. Gender



## 6. Highest Level of Education<sup>2</sup>



## Total Workforce with Any ECE Credential



For more information on education requirements for Mississippi's workforce, see BPC's [Child Care Workforce Licensing Database](#).

## 7. Years of Experience

Center-Based			Licensed Home-Based		License Exempt	Trainers and Coaches
Director	Teacher	Teacher Assistant	Owner	Assistant		
N/A <sup>3</sup>	N/A	N/A	N/A	N/A	N/A	N/A

## 8. Race

Race	Percent
American Indian/ Alaska Native	N/A
Asian	N/A
Black/African American	N/A
Hawaii Native or Pacific Islander	N/A
Hispanic/Latino	N/A
White	N/A
Multiple Races	N/A
Chose not to report	N/A
Additional option not listed	N/A
Unreported	N/A

## 9. Average Compensation

Center-Based			Licensed Home-Based		License Exempt	Trainers and Coaches
Director	Teacher	Teacher Assistant	Owner	Assistant		
N/A	N/A	N/A	N/A	N/A	N/A	N/A

## 10. Benefits by Program

Benefit	Center-Based	Licensed Home-Based	Other
Paid Planning Time	N/A	N/A	N/A
Paid Sick Leave	N/A	N/A	N/A
Paid Vacation	N/A	N/A	N/A
Retirement	N/A	N/A	N/A
Employer Sponsored Health Insurance	N/A	N/A	N/A

### Footnotes

- 1 Data was reported by the number of children by age in licensed programs. Age groups of children served is not available at an individual staff level.
- 2 Highest level of education data is only available for Directors and only 2,399 have their education information listed.
- 3 Experience details are available only for Directors. Directors: 468 have 1-3 years of experience. 2,828 have 4+ years of experience.

