

10 Things to Know About Minnesota's Child Care Workforce

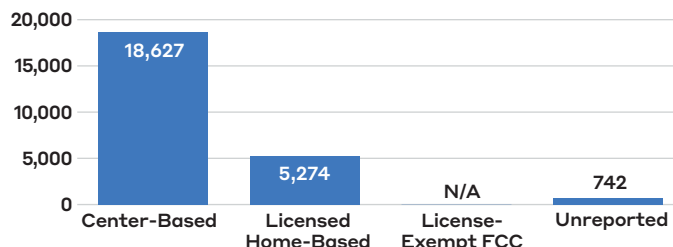
Forty-six child care workforce registries across the country collect comprehensive data on their state's workforce. This report is a first-of-its-kind snapshot of child care workforce data collected by registries across the country. This is just a small slice of the capabilities of registries, many of which collect data to even greater levels of detail.

MINNESOTA'S DATA

The data included here is from Develop — Minnesota's Professional Development System for Early Learning and School-Age Care Professionals, as of January 1, 2023. The data includes those who work in programs participating in Parent Aware and license-exempt (FFN) providers. Participation in the registry for all other workforce members is voluntary. Minnesota's registry has a total of 49,657 active user profiles. This report reflects 24,643 active users working in direct care positions, inclusive of coaches and trainers. [Minnesota's registry profile sheet.](#)

1. Workforce Size^{1,2,3}

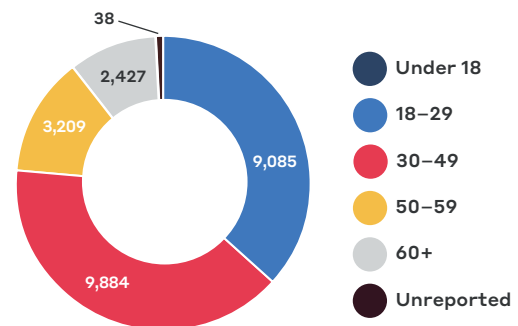
Center-Based	Director	1,697
	Teacher	8,992
	Teacher Assistant	7,938
Licensed Home-Based	Owner	4,338
	Assistant	936
License Exempt		N/A
Trainers and Coaches		N/A
Unreported		742
Total		24,643



2. Ages of Children Served⁴

Age Groups	Percent
Infants and Toddlers (Birth to Age 2)	28.0
Preschool (Ages 3 and 4 years)	23.4
School-age (Age 5 and older)	2.3
Multiple age groups	45.8
Unreported	0.5

3. Workforce Age



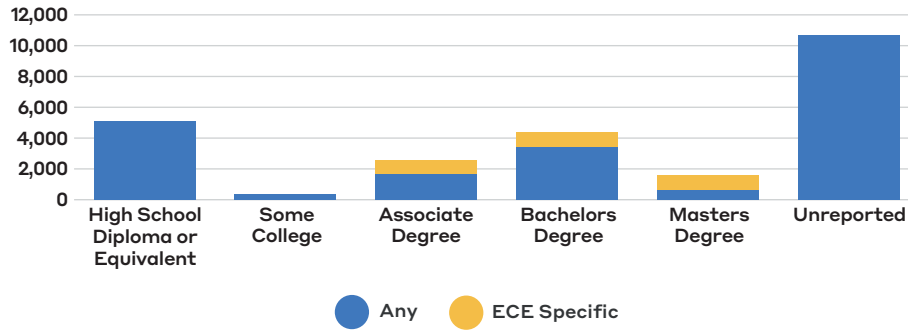
4. Employment Status⁵



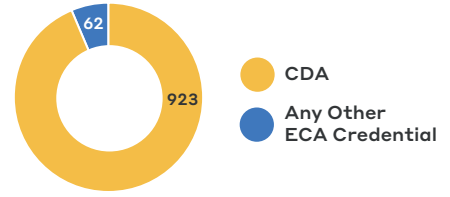
5. Gender⁶



6. Highest Level of Education



Total Workforce with Any ECE Credential: 985



For more information on education requirements for Minnesota's workforce, see BPC's [Child Care Workforce Licensing Database](#).

7. Years of Experience

Center-Based			Licensed Home-Based		License Exempt	Trainers and Coaches
Director	Teacher	Teacher Assistant	Owner	Assistant		
8.7	4.5	1.7	24.8	12.10	N/A	N/A

8. Race⁷

Race	Percent
American Indian/ Alaska Native	0.48
Asian ⁸	2.6
Black/African American	7.7
Hawaii Native or Pacific Islander	Not listed
Hispanic/Latino	9.0
White	61.9
Multiple Races	2.0
Chose not to report	N/A
Additional option not listed	2.0
Unreported	11.4

9. Average Compensation

Center-Based			Licensed Home-Based			License Exempt	Trainers and Coaches
Director	Teacher	Teacher Assistant	Owner	Teacher	Assistant		
\$20.51	\$16.93	\$15.00	N/A	\$15.73	N/A	N/A	N/A

10. Benefits by Program

Benefit	Center-Based	Licensed Home-Based	Other
Paid Planning Time	N/A	N/A	N/A
Paid Sick Leave	N/A	N/A	N/A
Paid Vacation	N/A	N/A	N/A
Retirement	N/A	N/A	N/A
Employer Sponsored Health Insurance	N/A	N/A	N/A

Footnotes

- Inclusive of assistants and all other center-based employees.
- Inclusive of owners and teachers.
- Inclusive of assistants and all other home-based employees.
- Percentages calculated based on the 24,643 registry members working in direct care positions.
- Percentage calculated based on the 24,643 registry members working in direct care positions.
- Percentage calculated based on the 21,467 registry members working in direct care positions who reported.
- Percentages calculated based on the 24,643 registry members working in direct care positions.
- Inclusive of Pacific Islanders

