

10 Things to Know About Indiana's Child Care Workforce

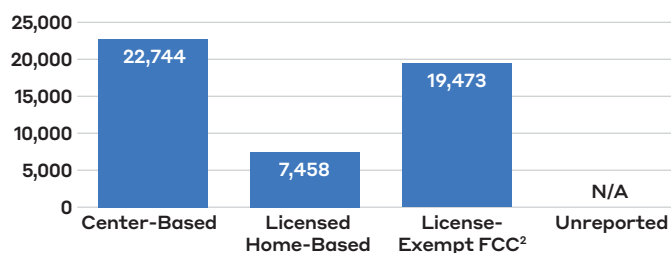
Forty-six child care workforce registries across the country collect comprehensive data on their state's workforce. This report is a first-of-its-kind snapshot of child care workforce data collected by registries across the country. This is just a small slice of the capabilities of registries, many of which collect data to even greater levels of detail.

INDIANA'S DATA

The data included here is from the Indiana-Licensing and Education Access Depot (I-LEAD) as of December 20, 2023. The data includes those who work in programs participating in Path to QUALITY, all licensed programs, and Universal PreK/VPK programs. Participation in the registry for all other workforce members is voluntary. Indiana's registry has a total of 49,675 active user profiles. This report reflects 49,675 active users working in direct care positions. [Indiana's registry profile sheet.](#)

1. Workforce Size¹

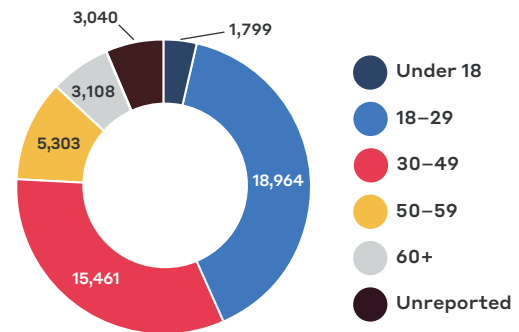
Center-Based	Director	N/A
	Teacher	N/A
	Teacher Assistant	N/A
Licensed Home-Based	Owner	N/A
	Assistant	N/A
License Exempt		N/A
Trainers and Coaches		N/A
Unreported		N/A
Total		49,675



2. Ages of Children Served

Age Groups	Percent
Infants and Toddlers (Birth to Age 2)	N/A
Preschool (Ages 3 and 4 years)	N/A
School-age (Age 5 and older)	N/A
Multiple age groups	N/A
Unreported	N/A

3. Workforce Age



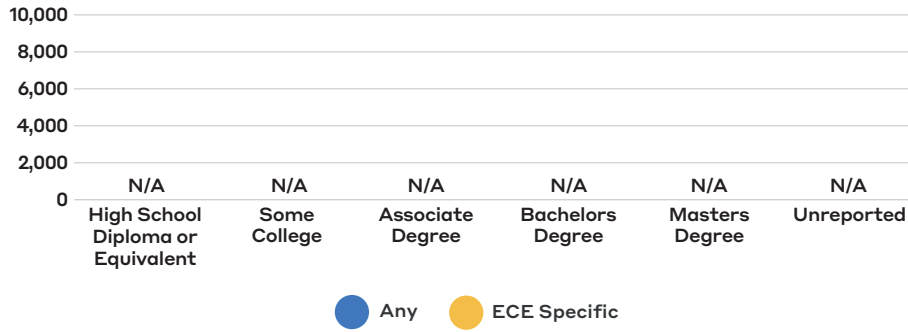
4. Employment Status



5. Gender³



6. Highest Level of Education



Total Workforce with Any ECE Credential: N/A



For more information on education requirements for Indiana's workforce, see BPC's [Child Care Workforce Licensing Database](#).

7. Years of Experience

Center-Based			Licensed Home-Based		License Exempt	Trainers and Coaches
Director	Teacher	Teacher Assistant	Owner	Assistant		
N/A	N/A	N/A	N/A	N/A	N/A	N/A

8. Race⁴

Race	Percent
American Indian/ Alaska Native	0.20
Asian	1.4
Black/African American	20.3
Hawaii Native or Pacific Islander	0.15
Hispanic/Latino	N/A
White	64.5
Multiple Races	2.5
Chose not to report	4.9
Additional option not listed	N/A
Unreported	6.1

9. Average Compensation

Center-Based			Licensed Home-Based		License Exempt	Trainers and Coaches
Director	Teacher	Teacher Assistant	Owner	Assistant		
N/A	N/A	N/A	N/A	N/A	N/A	N/A

10. Benefits by Program

Benefit	Center-Based	Licensed Home-Based	Other
Paid Planning Time	N/A	N/A	N/A
Paid Sick Leave	N/A	N/A	N/A
Paid Vacation	N/A	N/A	N/A
Retirement	N/A	N/A	N/A
Employer Sponsored Health Insurance	N/A	N/A	N/A

Footnotes

- 1 Indiana uses different program type categories.
- 2 Inclusive of Unlicensed Registered Child Care Ministry.
- 3 Percentage based on the 46,635 registry users in direct care roles who reported.
- 4 Percentages based on the 49,675 registry members working in direct care positions.

