



10 Things to Know About the District of Columbia's Child Care Workforce

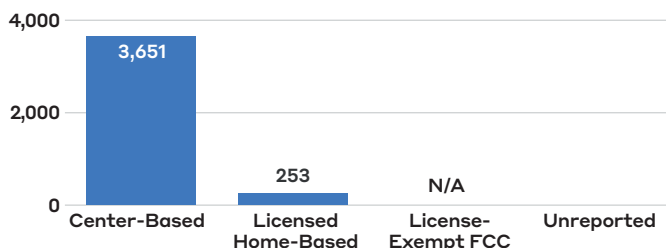
Forty-six child care workforce registries across the country collect comprehensive data on their state's workforce. This report is a first-of-its-kind snapshot of child care workforce data collected by registries across the country. This is just a small slice of the capabilities of registries, many of which collect data to even greater levels of detail.

DISTRICT OF COLUMBIA'S DATA

The data included here is from the District of Columbia Division of Early Learning Licensing Tool as of October, 2023. The data includes those who work in programs participating in Capital Quality, which includes all licensed child development facilities. Participation in the registry for all other workforce members is voluntary. DC's registry has a total of 8,033 active user profiles. This report reflects 3,904 active users working in direct care positions. [District of Columbia's registry profile sheet.](#)

1. Workforce Size

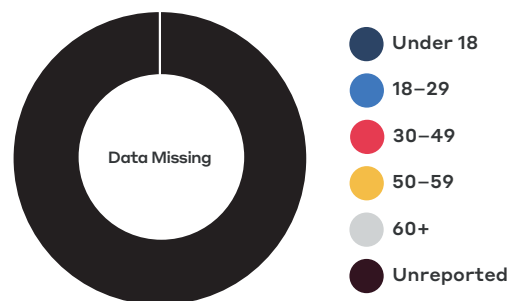
Center-Based	Director	329
	Teacher	1,808
	Teacher Assistant	1,516
Licensed Home-Based	Owner	99
	Assistant	152
License Exempt		N/A
Trainers and Coaches		Data Missing
Total		3,904



2. Ages of Children Served

Age Groups	Percent
Infants and Toddlers (Birth to Age 2)	Data Missing
Preschool (Ages 3 and 4 years)	Data Missing
School-age (Age 5 and older)	Data Missing
Multiple age groups	Data Missing
Unreported	Data Missing

3. Workforce Age



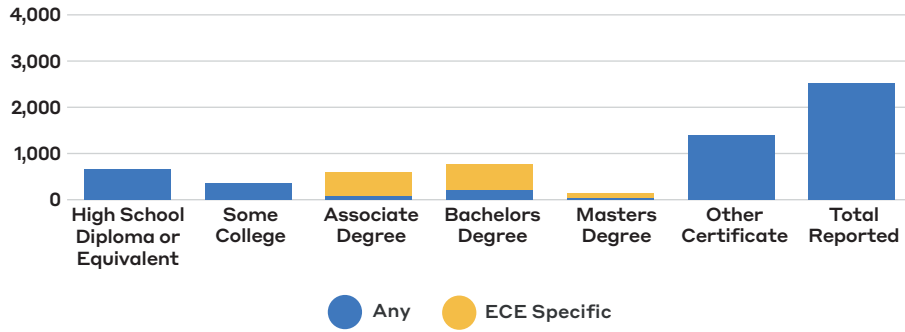
4. Employment Status



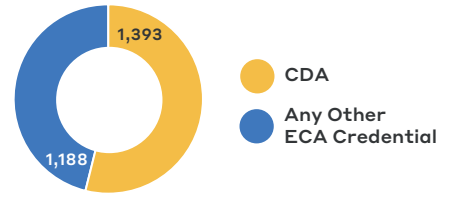
5. Gender



6. Highest Level of Education¹



Total Workforce with Any ECE Credential



For more information on education requirements for District of Columbia's workforce, see BPC's [Child Care Workforce Licensing Database](#).

7. Years of Experience

Center-Based			Licensed Home-Based		License Exempt	Trainers and Coaches
Director	Teacher	Teacher Assistant	Owner	Assistant		
N/A	N/A	N/A	N/A	N/A	N/A	N/A

8. Race

Race	Percent
American Indian/Alaska Native	Data Missing
Asian	Data Missing
Black/African American	Data Missing
Hawaii Native or Pacific Islander	Data Missing
Hispanic/Latino	Data Missing
White	Data Missing
Multiple Races	Data Missing
Chose not to report	Data Missing
Additional option not listed	Data Missing
Unreported	Data Missing

9. Average Compensation

Center-Based			Licensed Home-Based		License Exempt	Trainers and Coaches
Director	Teacher	Teacher Assistant	Owner	Assistant		
N/A	N/A	N/A	N/A	N/A	N/A	N/A

10. Benefits by Program

Benefit	Center-Based	Licensed Home-Based	Other
Paid Planning Time	Data Missing	Data Missing	Data Missing
Paid Sick Leave	Data Missing	Data Missing	Data Missing
Paid Vacation	Data Missing	Data Missing	Data Missing
Retirement	Data Missing	Data Missing	Data Missing
Employer Sponsored Health Insurance	Data Missing	Data Missing	Data Missing

Footnotes

¹ "Other certificate" denotes individuals who's highest form of preparation is the CDA or any ECE credential. Individuals can have a degree and credential, due to how data was requested for this report, it possible for them to be double counted.

