



10 Things to Know About Connecticut's Child Care Workforce

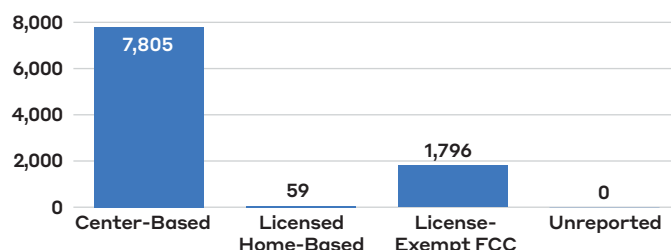
Forty-six child care workforce registries across the country collect comprehensive data on their state's workforce. This report is a first-of-its-kind snapshot of child care workforce data collected by registries across the country. This is just a small slice of the capabilities of registries, many of which collect data to even greater levels of detail.

CONNECTICUT'S DATA

The data included here is from the Connecticut Early Childhood Professional Registry as of February 13, 2024. The data includes those who work in programs receiving Office of Early Childhood (OEC) funding. Participation in the registry for all other workforce members is voluntary. Connecticut's registry has a total of 29,000 active user profiles and 27,500 active user profiles who work in direct care positions. This report reflects 9,960 active users working in direct care positions, inclusive of trainers and coaches, who are employed by programs receiving OEC funding. [Connecticut's registry profile sheet.](#)

1. Workforce Size

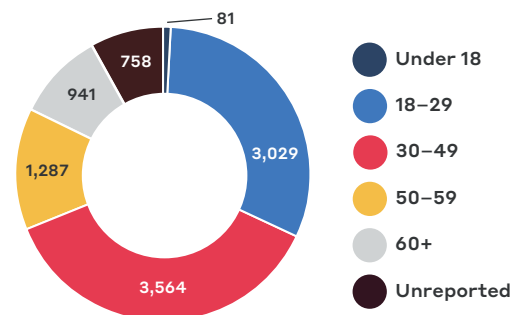
Center-Based	Director	1,993
	Teacher	2,128
	Teacher Assistant	3,684
Licensed Home-Based	Owner	37
	Assistant	22
License Exempt		1,796
Trainers and Coaches		N/A
Unreported		0
Total		9,660



2. Ages of Children Served¹

Age Groups	Percent
Infants and Toddlers (Birth to Age 2) ²	10.1
Preschool (Ages 3 and 4 years) ³	53.7
School-age (Age 5 and older)	5.1
Multiple age groups ⁴	22.1
Unreported	9.0

3. Workforce Age



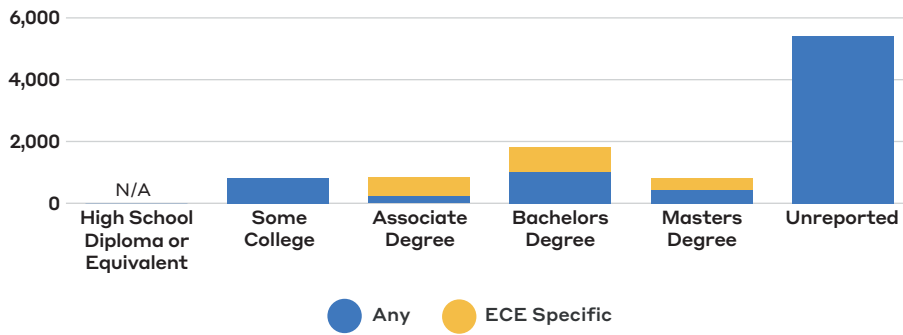
4. Employment Status⁵



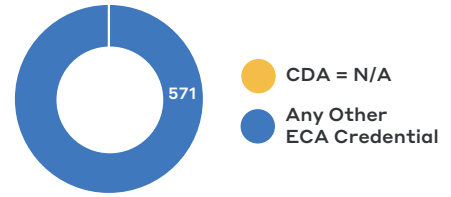
5. Gender⁶



6. Highest Level of Education



Total Workforce with Any ECE Credential: 571



For more information on education requirements for Connecticut's workforce, see BPC's [Child Care Workforce Licensing Database](#).

7. Years of Experience

Center-Based			Licensed Home-Based		License Exempt	Trainers and Coaches
Director	Teacher	Teacher Assistant	Owner	Assistant		
12	15	7	13	5	15	N/A

8. Race⁷

Race	Percent
American Indian/Alaska Native	0.5
Asian	2.1
Black/African American	19.3
Hawaii Native or Pacific Islander	0.24
Hispanic/Latino	N/A
White	42.0
Multiple Races	4.1
Chose not to report	13.5
Additional option not listed	10.5
Unreported	7.7

9. Average Compensation

Center-Based			Licensed Home-Based		License Exempt	Trainers and Coaches
Director	Teacher	Teacher Assistant	Owner	Assistant		
\$20.72	\$19.72	\$15.72	\$14.64	\$13.62	\$31.86	N/A

10. Benefits by Program

Benefit	Center-Based	Licensed Home-Based	Other
Paid Planning Time	N/A	N/A	N/A
Paid Sick Leave	N/A	N/A	N/A
Paid Vacation	N/A	N/A	N/A
Retirement	N/A	N/A	N/A
Employer Sponsored Health Insurance	N/A	N/A	N/A

Footnotes

- Percentages based on the 9,660 registry members working in direct care positions.
- Inclusive of children age 0–23 months.
- Connecticut age ranges overlap. This is inclusive of children grouped into the range “2–5 years” and “3–5 years.”
- Inclusive of those who don't fall into another age served category.
- Percentage based on the 5,831 registry users in direct care roles who reported.
- Percentage based on the 8,914 registry users in direct care roles who reported.
- Percentages based on the 9,660 registry members working in direct care positions.

