

10 Things to Know About Colorado's Child Care Workforce

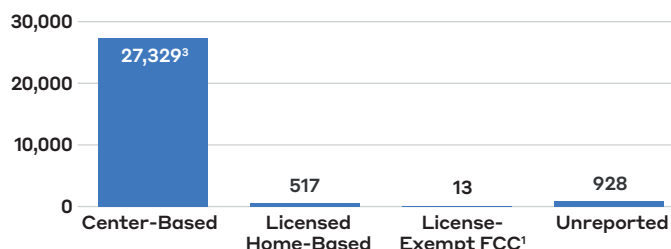
Forty-six child care workforce registries across the country collect comprehensive data on their state's workforce. This report is a first-of-its-kind snapshot of child care workforce data collected by registries across the country. This is just a small slice of the capabilities of registries, many of which collect data to even greater levels of detail.

COLORADO'S DATA

The data included here is from the Colorado Professional Development Information System as of December 21, 2023. The data includes those who work in programs participating in Colorado Shines QRIS, all staff employed in licensed centers, staff in Universal Preschool programs, and some Family Child Care Home providers. Participation in the registry for all other workforce members is voluntary. Colorado's registry has a total of 76,300 active user profiles. This report reflects 20,843 active users with verified employment working in direct care positions, inclusive of trainers and coaches. [Colorado's registry profile sheet.](#)

1. Workforce Size

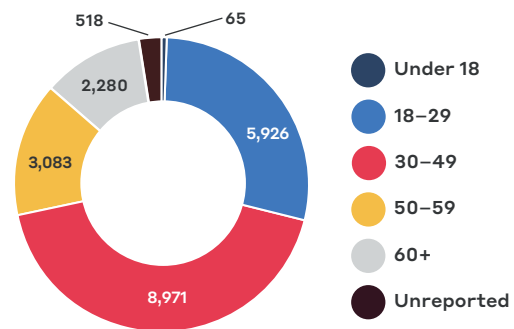
Center-Based	Director	1,781
	Teacher	17,561
	Teacher Assistant	7,987
Licensed Home-Based	Owner ¹	517
	Assistant	N/A
License Exempt		13
Trainers and Coaches		928
Unreported		0
Total²		20,843



2. Ages of Children Served⁴

Age Groups	Percent
Infants and Toddlers (Birth to Age 2)	30.2
Preschool (Ages 3 and 4 years)	58.9
School-age (Age 5 and older)	1.15
Multiple age groups	20.8
Unreported ⁵	0.0

3. Workforce Age



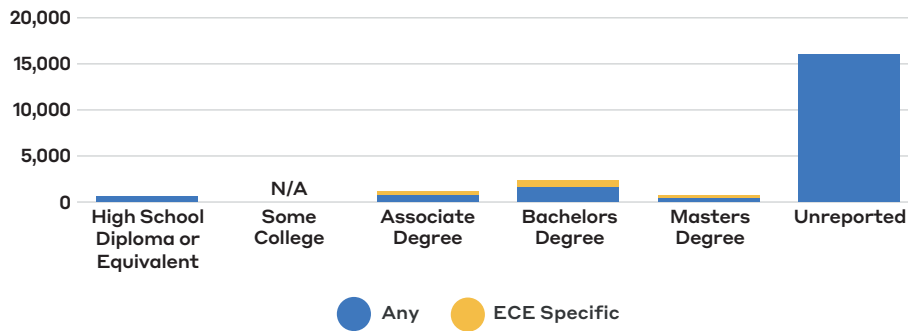
4. Employment Status⁶




5. Gender⁷



6. Highest Level of Education



Total Workforce with Any ECE Credential



For more information on education requirements for Colorado's workforce, see BPC's [Child Care Workforce Licensing Database](#).

7. Years of Experience

Center-Based			Licensed Home-Based		License Exempt	Trainers and Coaches
Director	Teacher	Teacher Assistant	Owner	Assistant		
N/A	N/A	N/A	N/A	N/A	N/A	N/A

8. Race⁸

Race	Percent
American Indian/ Alaska Native	1.23
Asian	3.0
Black/African American	4.8
Hawaii Native or Pacific Islander	0.36
Hispanic/Latino	21.2
White	59.2
Multiple Races	2.2
Chose not to report	7.0
Additional option not listed	0.93
Unreported	0.0

9. Average Compensation

Center-Based			Licensed Home-Based		License Exempt	Trainers and Coaches
Director	Teacher	Teacher Assistant	Owner	Assistant		
N/A	N/A	N/A	N/A	N/A	N/A	N/A

10. Benefits by Program

Benefit	Center-Based	Licensed Home-Based	Other
Paid Planning Time	N/A	N/A	N/A
Paid Sick Leave	N/A	N/A	N/A
Paid Vacation	N/A	N/A	N/A
Retirement	N/A	N/A	N/A
Employer Sponsored Health Insurance	N/A	N/A	N/A

Footnotes

- Includes assistants, as Colorado does not disaggregate owners and assistants.
- Many members of Colorado's workforce may work across multiple positions and may select multiple roles/categories. Total Position's held are higher due to some of the 20,843 active users working in multiple direct care positions.
- Many members of Colorado's workforce may work across multiple programs and may select multiple roles/categories. Total Program Positions are higher due to the 20,843 active users working in multiple direct care settings.
- Percentages based on the 20,843 registry members working in direct care positions.
- Members of Colorado's workforce work across multiple age groups and may be included in multiple categories. Workforce by ages of children served percentages may total to higher than 100%.
- Percentage based on the 20,843 registry members working in direct care positions.
- Percentage based on the 20,843 registry members working in direct care positions.
- Percentages based on the 20,843 registry members working in direct care positions.

