



**MORNING CONSULT**<sup>®</sup>



Bipartisan Policy Center

# TRACKING BIPARTISANSHIP

Polling Presentation

APRIL 2022

# KEY FINDINGS

- 1. There is a strong partisan divide in the grade voters give to members of Congress and President Biden in their ability to work in a bipartisan manner.** A third (31%) of voters give President Biden an *F* in his ability to work in a bipartisan manner, and 41% of independent voters give President Biden a *D* or *F*, a 5% decrease since wave 1. Three in five (59%) Democrat voters give Biden a passing grade, compared to 72% of Republicans who give him a failing grade.
- 2. Voters are pessimistic about the amount of bipartisan legislation that is passed by Congress.** A third of voters (34%) think less than quarter of legislation passed by Congress is bipartisan.
- 3. There is appetite for Republicans and Democrats to work together to pass bipartisan legislation.** It is most important to Republican and Democrat voters that Congress work together to pass bipartisan *economic, health care, and criminal justice* legislation. Additionally, a bipartisan majority of voters want to see Democrats and Republicans work together on *health care, criminal justice, and working family's* legislation, rather than Democrats or Republicans solely working on the issue. Compared to wave 1, there has been a decrease in the percentage of importance placed on Congress passing bipartisan legislation on each of the tested issue areas.
- 4. Bipartisanship is important to voters in the midterm elections.** Thinking about their vote in the midterm elections, a bipartisan majority of voters are more likely to vote for a member of Congress *who finds compromise and common ground between political parties* rather than a member who *stands their ground and pushes their political party's agenda*. However, this preference has decreased since wave 1. There was a decrease among all voters (-6%), Democrat voters (-8%), and Republican voters (-6%) in their preference to vote for a member of Congress who *finds compromise*.
- 5. Although a bipartisan majority of voters are confident their vote will be counted accurately during the midterm elections, a bipartisan majority also express concern that misinformation will have an influence.** Republicans who identify closer to Donald Trump compared to the Republican party are more likely to not be confident their vote will be counted accurately (47%) and be concerned about misinformation influencing the 2022 midterms (88%).
- 6. Inflation is causing voters to reduce their household spending, specifically low-income households.** Voters with a lower income are more likely to say they have had to reduce their household spending over the past month due to an *increase in gas prices, price of groceries, and utility prices*. Additionally, over the past 6 months, a third of voters (34%) say it has been difficult to pay for their *monthly mortgage*, while half of renters (49%) say it has been difficult to pay their *monthly rent*.
- 7. Voters are more likely to support the billionaire tax when the information provided on the additional taxes is broader compared to being more specific (64% vs. 58%).** Additionally, Republicans are more likely to support the billionaire tax when the information provided is more broad compared to being more specific (44% vs. 37%).

**Methodology:** This poll was conducted between April 15-17, 2022 among a sample of 2,004 registered voters. The interviews were conducted online and the data were weighted to approximate a target sample of registered voters based on gender by age, educational attainment, race, marital status, home ownership, race by educational attainment, 2020 presidential vote, and region. Results from the full survey have a margin of error of plus or minus 2 percentage points.

## BACKGROUND

### Setting the Scene: Wave 1 (February 18-20, 2022)

#### TOP NEWS STORIES WHILE SURVEY WAS IN THE FIELD

- Biden says U.S. intelligence shows that President Putin has decided to invade Ukraine. Putin gave orders Saturday for his country's military to begin prepare for war.
- Canadian police forces mobilized in response to truckers blocking border crossings and streets in Ottawa.
- A New York judge ruled former President Donald Trump and two of his adult children, Donald Trump Jr. and Ivanka Trump, must testify under oath in investigation about business practices.
- Conclusion of Winter Olympics.

### Setting the Scene: Wave 2 (April 15-17, 2022)

#### TOP NEWS STORIES WHILE SURVEY WAS IN THE FIELD

- Russia-Ukraine war been going on for nearly two months.
- Inflation accelerated to 8.5% in March to 4-year high.
- Twitter's board of directors announce a 'poison pill strategy' to prevent hostile takeover by Elon Musk.
- White House discussing student loan debt forgiveness.

AGENDA

# TRACKING BIPARTISANSHIP

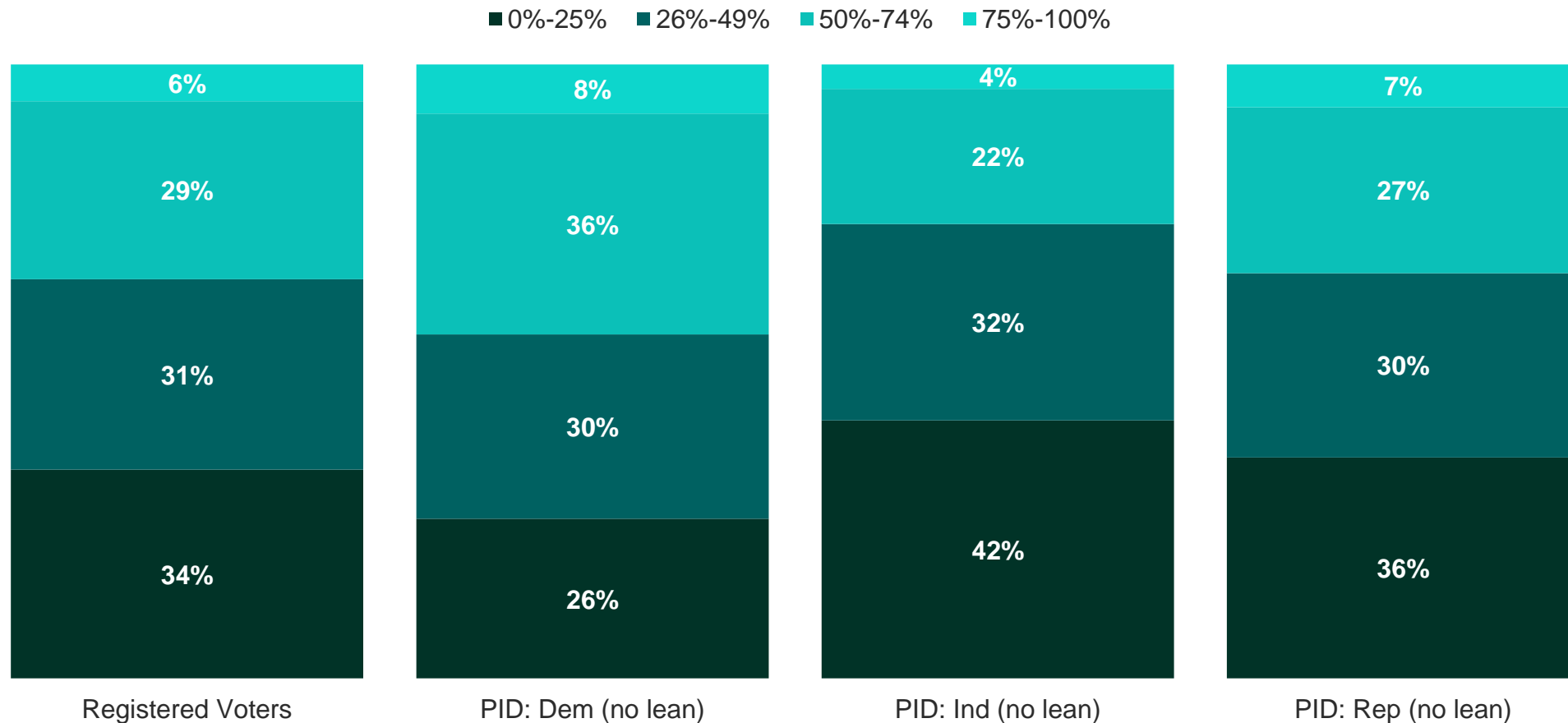
## TOPICAL QUESTIONS



## TRACKING BIPARTISANSHIP

A third of voters (34%) think less than a quarter of legislation passed by Congress is bipartisan. Independent voters (42%) are more likely than Democrat (26%) and Republican (36%) voters to think less than a quarter of legislation passed by Congress is bipartisan.

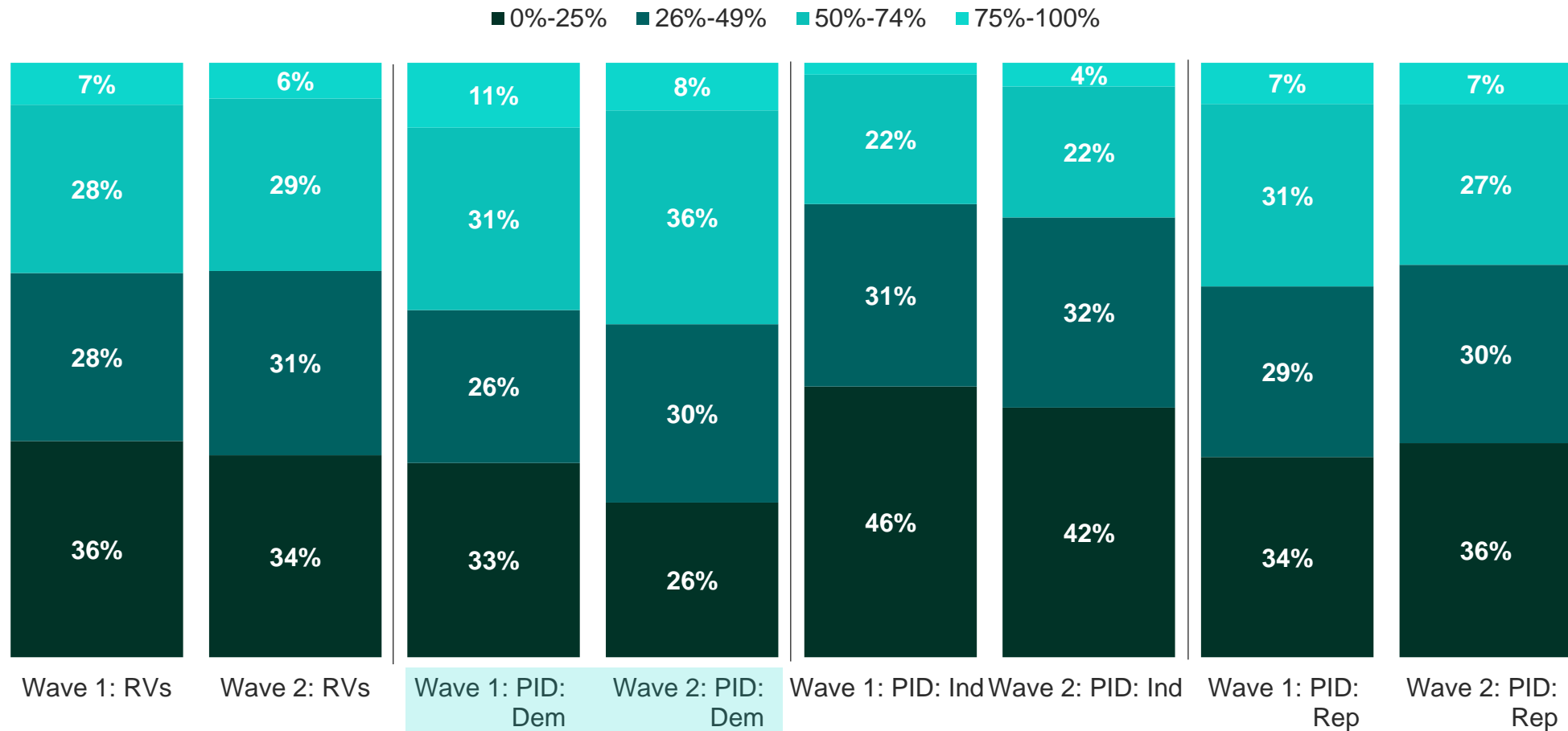
Based on what you know, what percentage of legislation passed by Congress is bipartisan?



TRACKING BIPARTISANSHIP

Compared to wave 1, there was an increase the share of Democrat voters who think a higher percent of legislation passed by Congress is bipartisan (26%+ of legislation is bipartisan, 6% increase since wave 1).

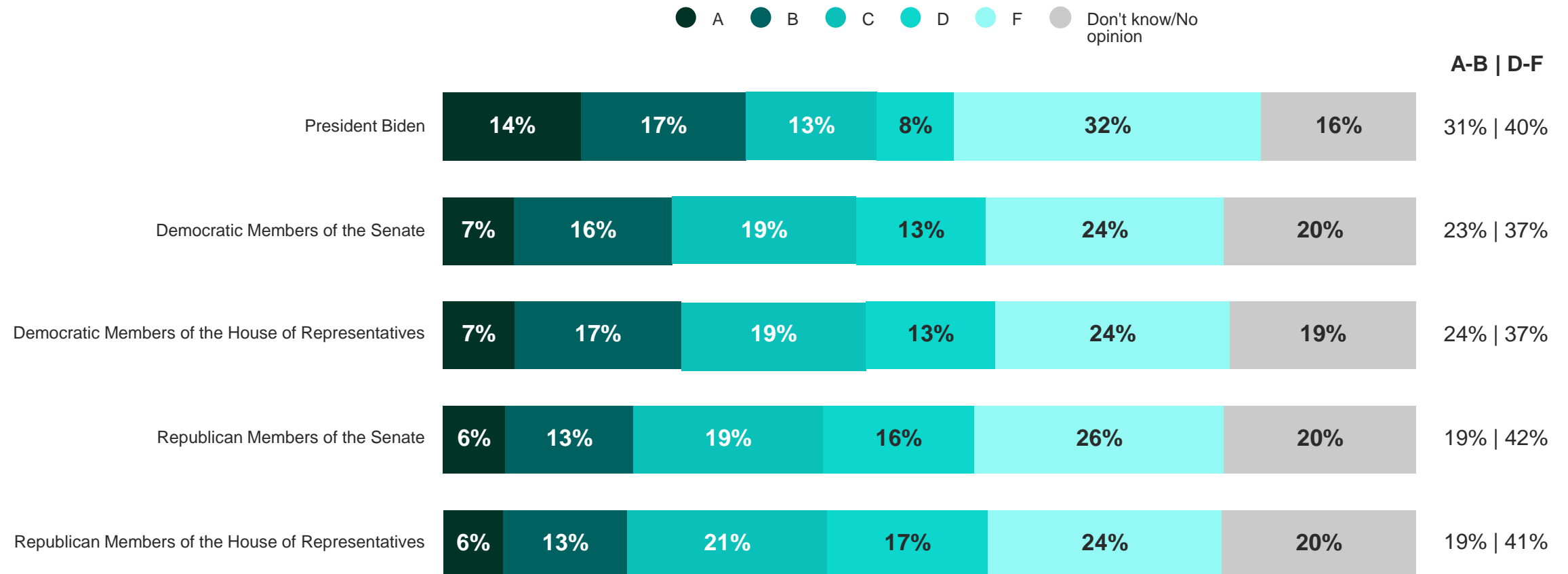
Based on what you know, what percentage of legislation passed by Congress is bipartisan?



TRACKING BIPARTISANSHIP

A plurality of voters give the tested bodies of government and President Biden an *F* in their ability to work in a bipartisan manner, including a third of voters (32%) who give Biden an *F*.

How would you grade each of the following in their ability to work in a bipartisan manner?

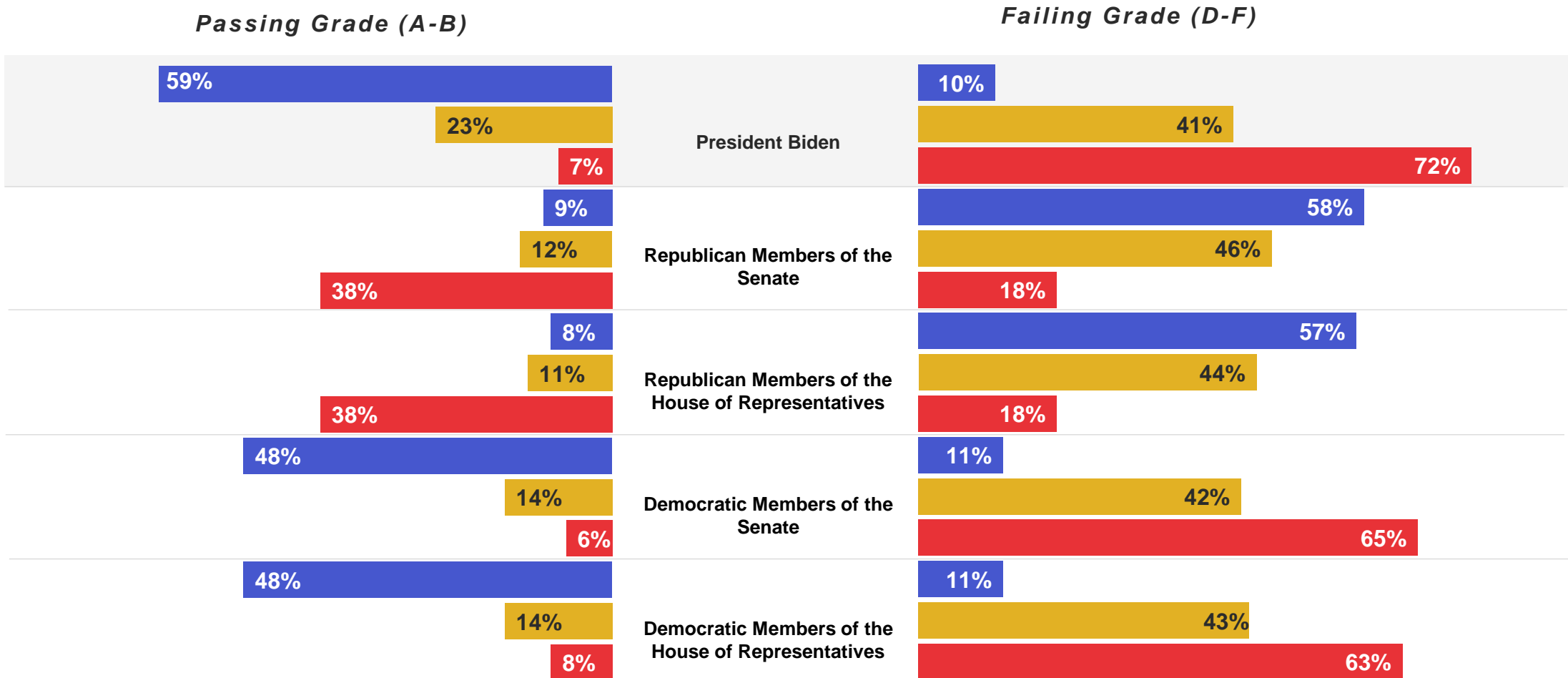


TRACKING BIPARTISANSHIP

Two in five (41%) independent voters give President Biden a *D* or *F* in his ability to work in a bipartisan manner.

How would you grade each of the following in their ability to work in a bipartisan manner?

● PID: Dem ● PID: Ind ● PID: Rep

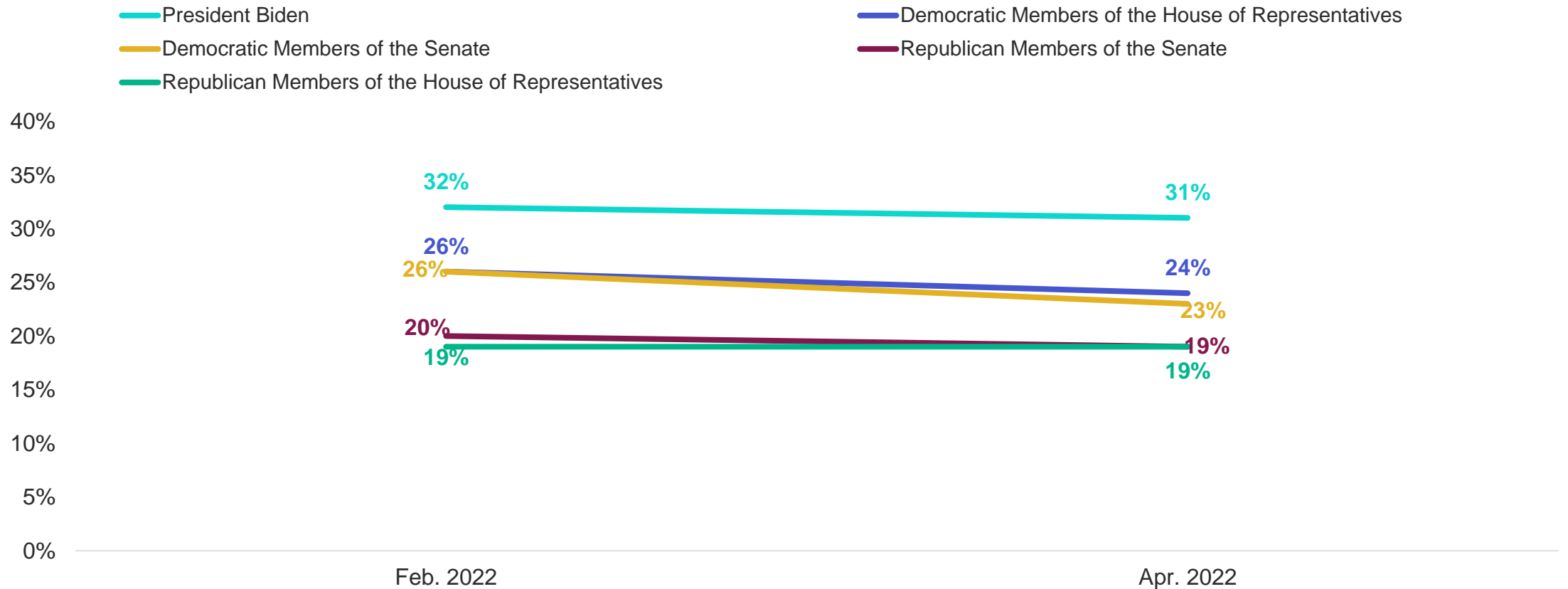




## TRACKING BIPARTISANSHIP

Since wave 1, there was a slight decrease (-3%) in the percent of voters who give a passing grade to Democratic members of the Senate in their ability to work in a bipartisan manner.

How would you grade each of the following in their ability to work in a bipartisan manner? % **Passing Grade, A-B**

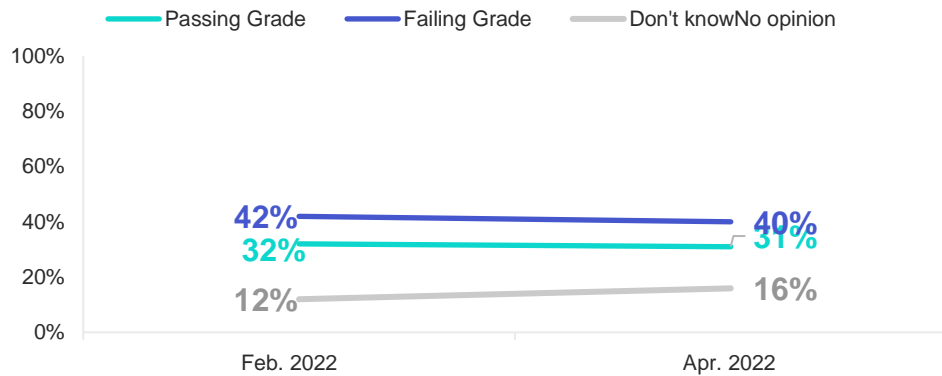


## TRACKING BIPARTISANSHIP

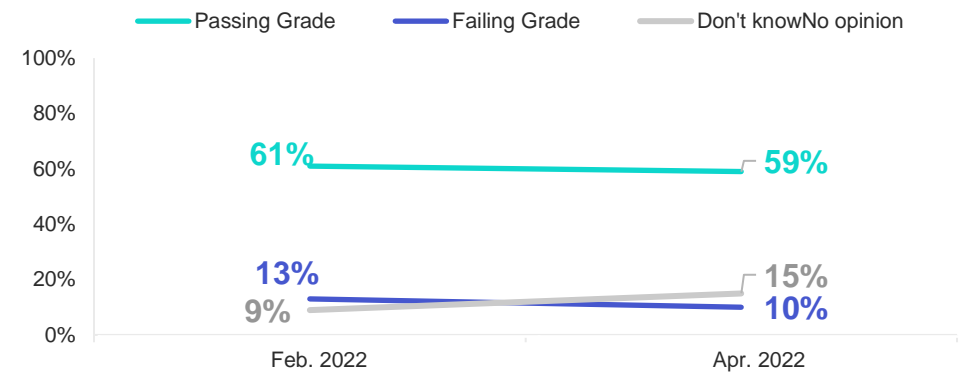
There was a 5% decrease since wave 1 among independent voters who have President Biden a failing grade in his ability to work in a bipartisan manner.

How would you grade each of the following in their ability to work in a bipartisan manner? **President Biden**

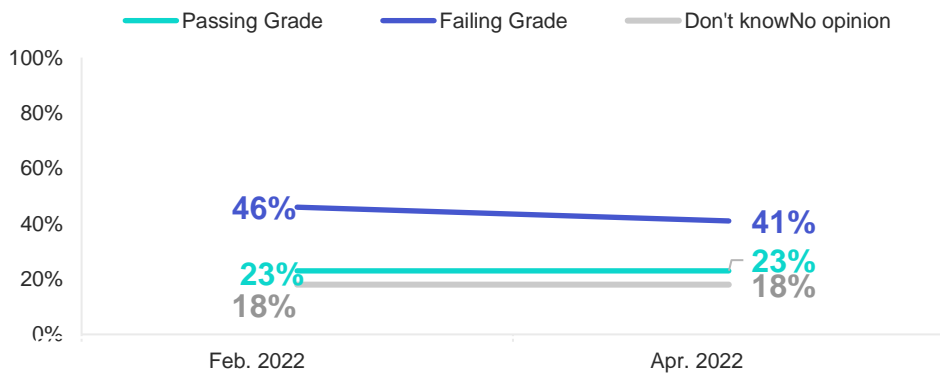
### VOTERS



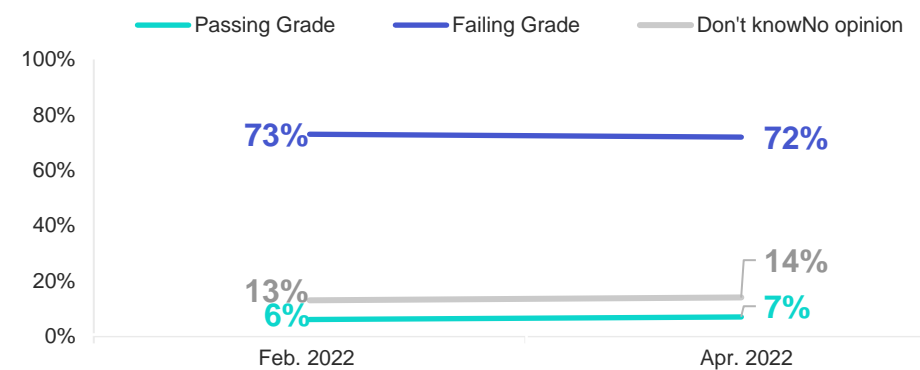
### DEMOCRATS



### INDEPENDENTS



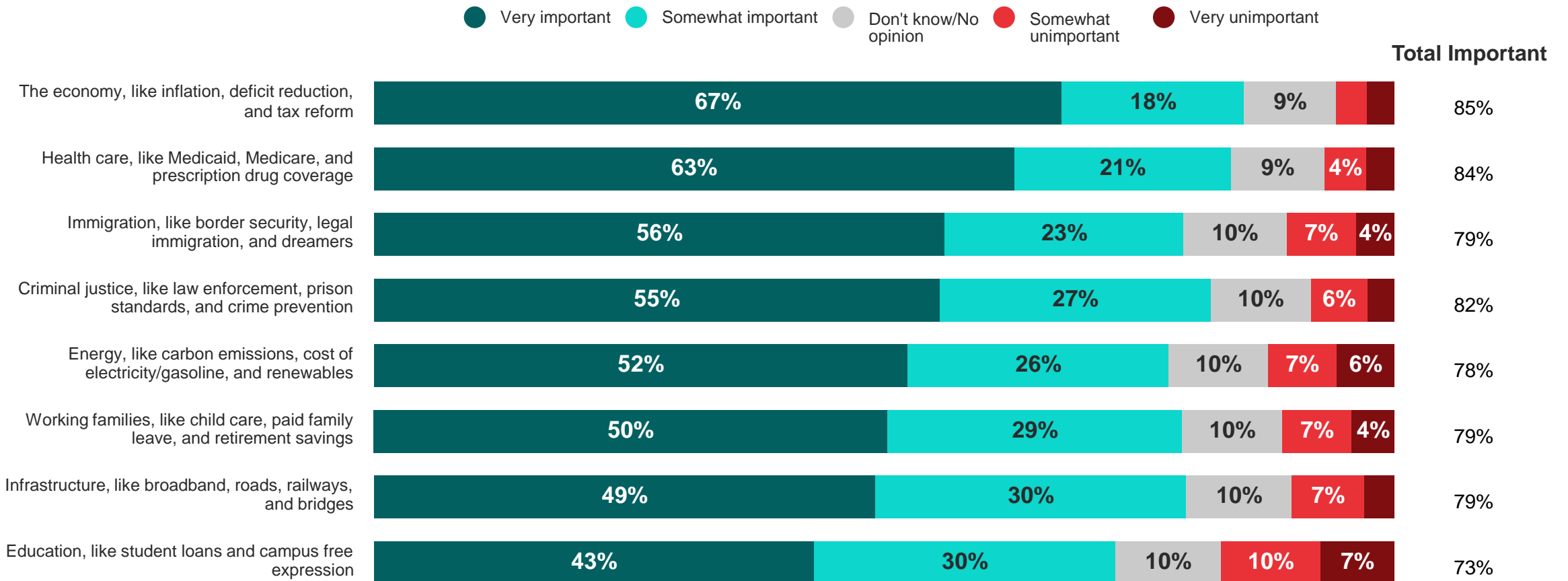
### REPUBLICANS



TRACKING BIPARTISANSHIP

Two thirds of voters (67%) think it is *very important* Democrats and Republicans in Congress work together to pass bipartisan *economic legislation*.

In your opinion, how important or unimportant is it for Democrats and Republicans in Congress to work together to pass bipartisan legislation on the following issue areas?

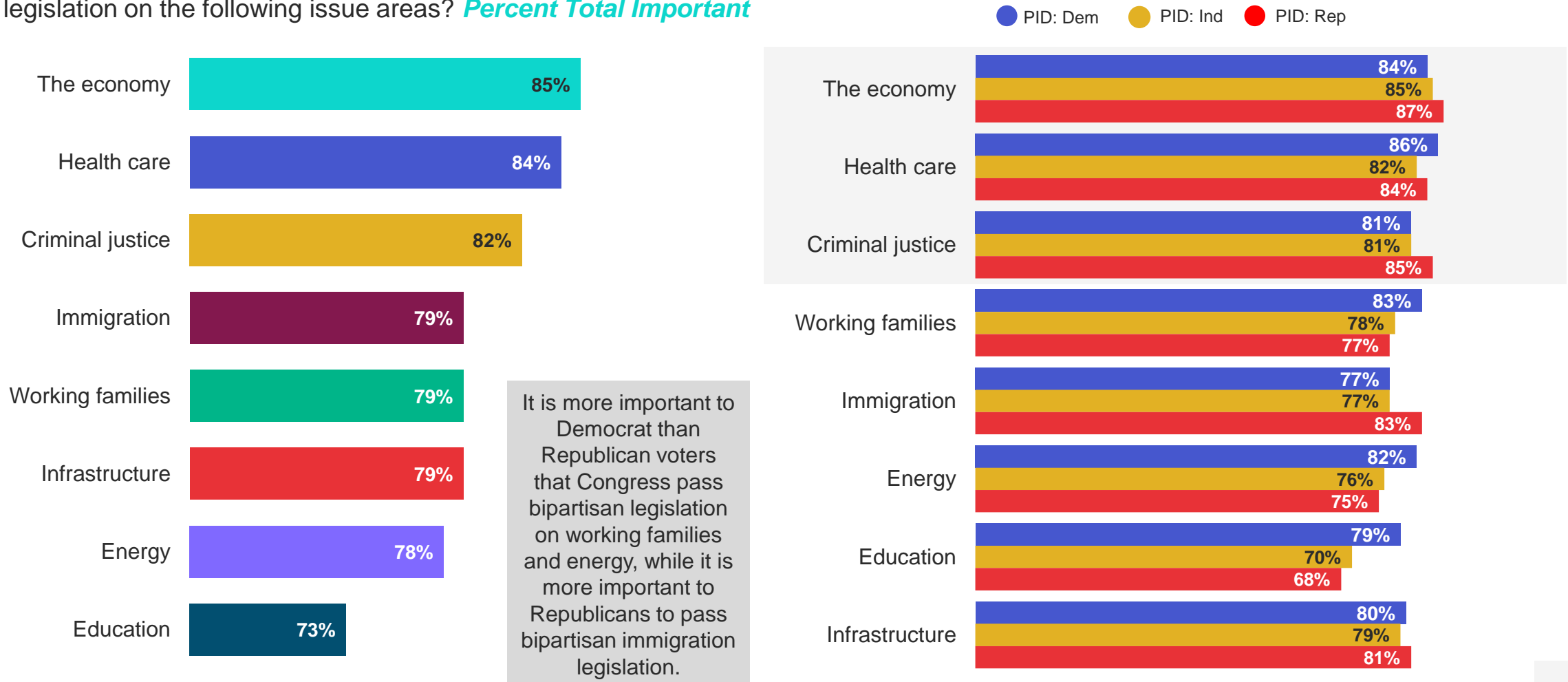


\*In wave 1, education included child care in the examples, and in wave 2 this was changed to be in the working families category.

TRACKING BIPARTISANSHIP

A strong majority of Democrat and Republican voters think it is important Congress work together to pass bipartisan *economic* (84%, 87%), *health care* (86%, 84%), and *criminal justice* (81%, 85%) legislation.

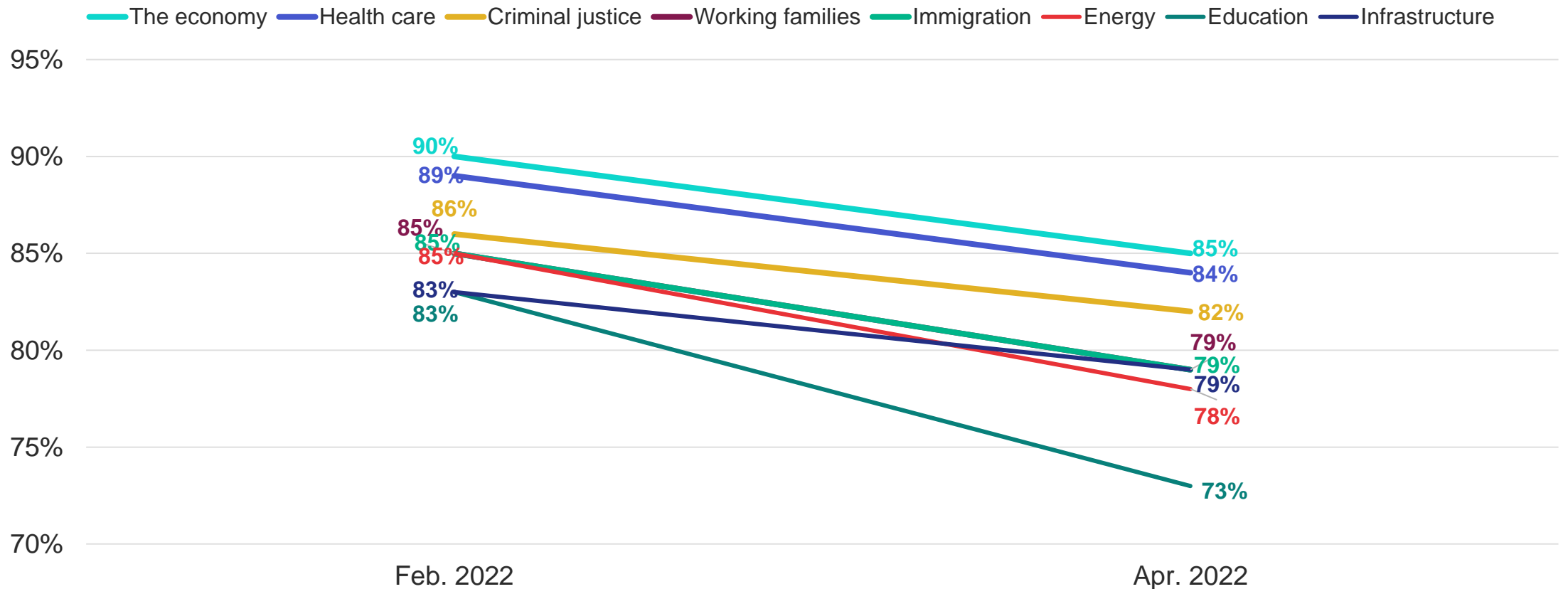
In your opinion, how important or unimportant is it for Democrats and Republicans in Congress to work together to pass bipartisan legislation on the following issue areas? *Percent Total Important*



## TRACKING BIPARTISANSHIP

Since wave 1, there has been a decrease in the percentage of importance placed on Congress passing bipartisan legislation on each of the tested issue areas.

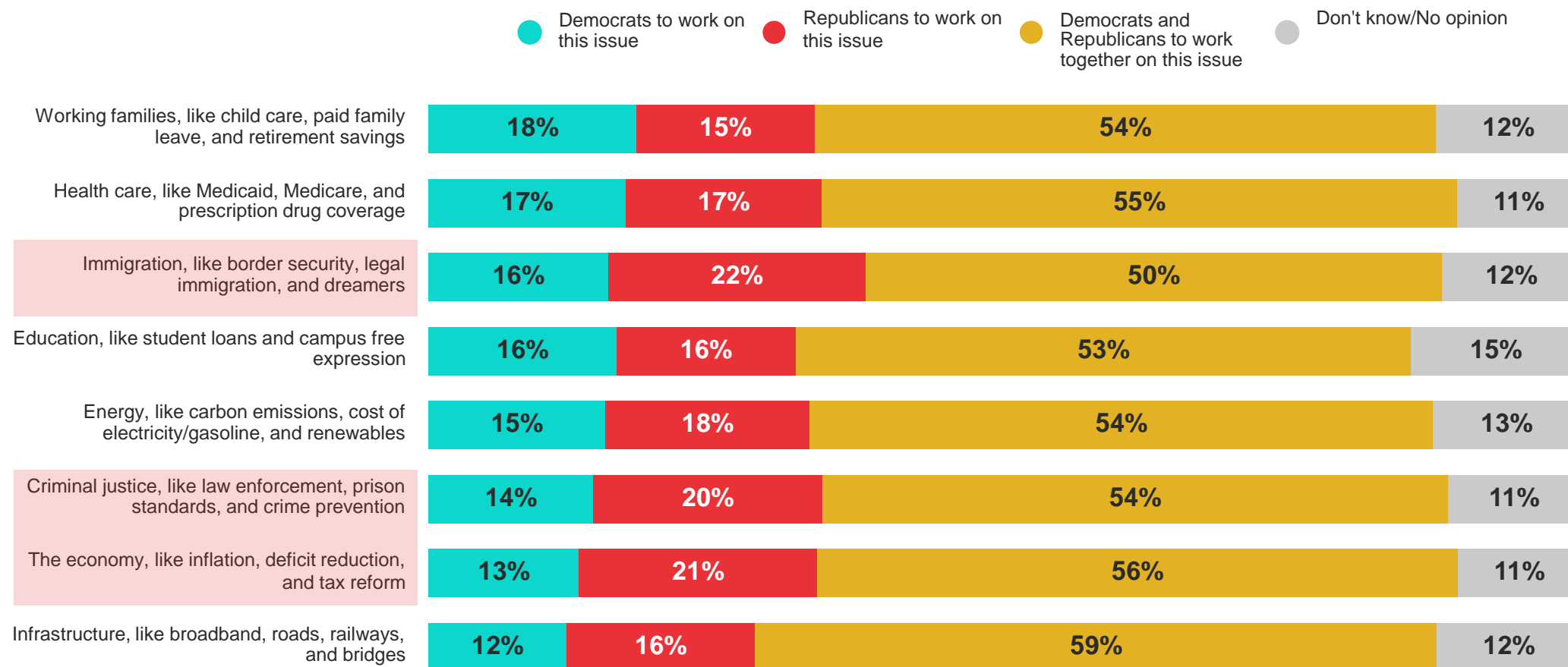
In your opinion, how important or unimportant is it for Democrats and Republicans in Congress to work together to pass bipartisan legislation on the following issue areas? *Percent Total Important*



TRACKING BIPARTISANSHIP

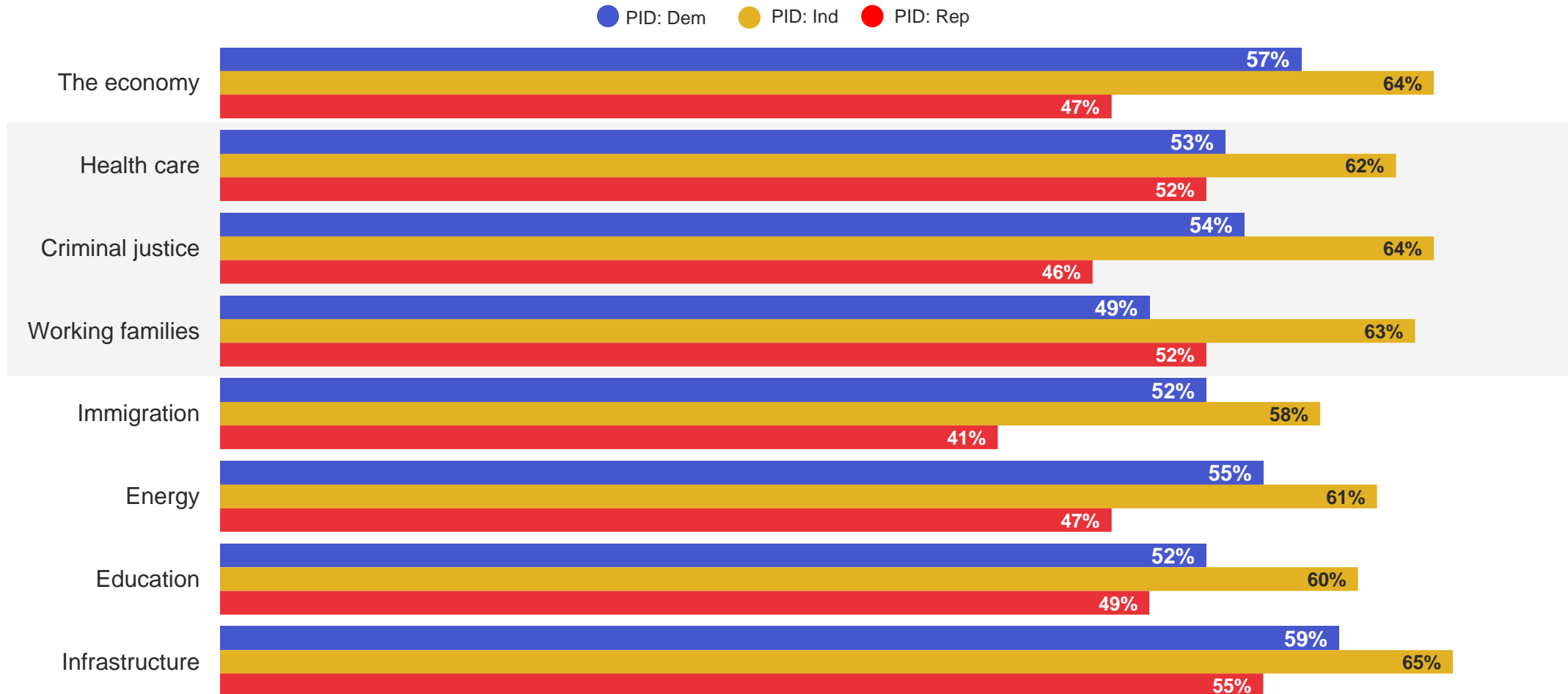
A majority of voters want *Democrats and Republicans to work together* on each of the tested issue areas together rather than Democrats or Republicans solely working on the issue. Voters are most likely to want Republicans to work on *immigration* (22%), *economy* (21%), and *criminal justice* (20%) legislation.

Who would you most like to see work on each of the following issue topics?



A bipartisan majority of voters want to see *Democrats and Republicans work together* on health care, criminal justice, and working family's legislation.

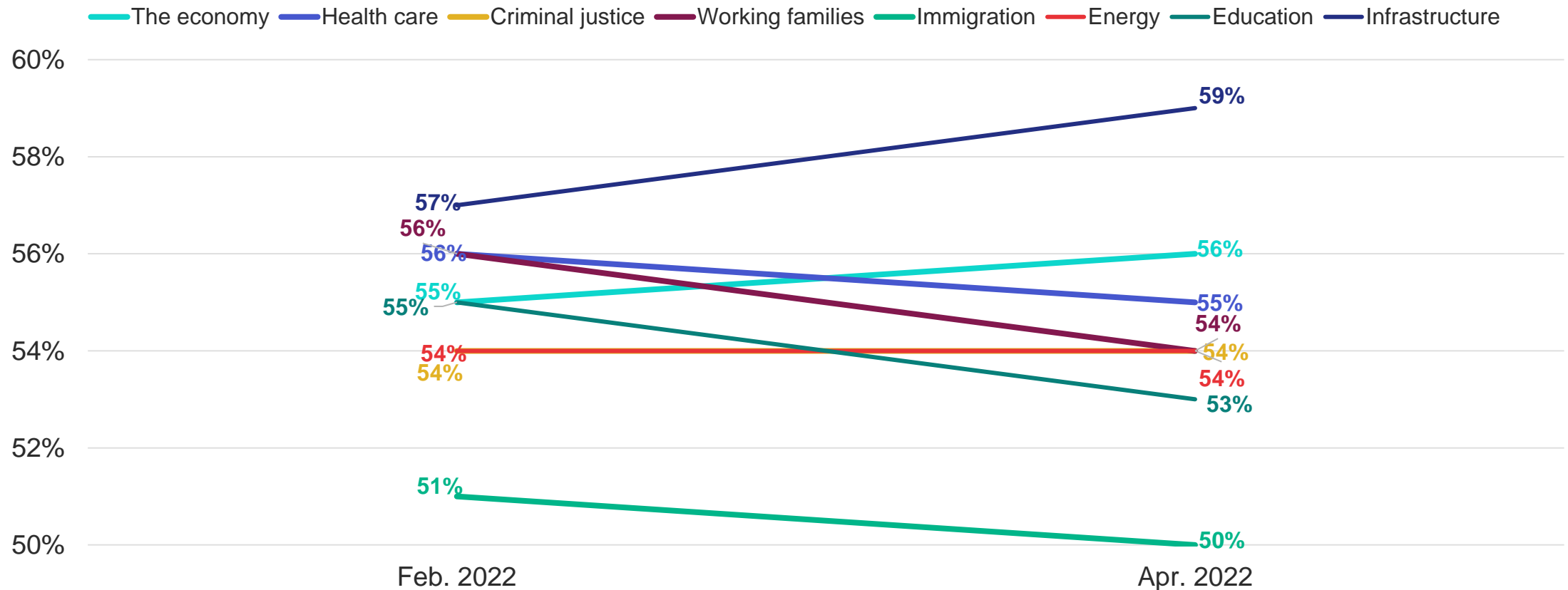
Who would you most like to see work on each of the following issue topics? *Percent Democrats and Republicans Work Together*



TRACKING BIPARTISANSHIP

The percent of voters who want to see *Democrats and Republicans work together* on the tested issue areas remained consistent with results from wave 1.

Who would you most like to see work on each of the following issue topics? *Percent Democrats and Republicans Work Together*





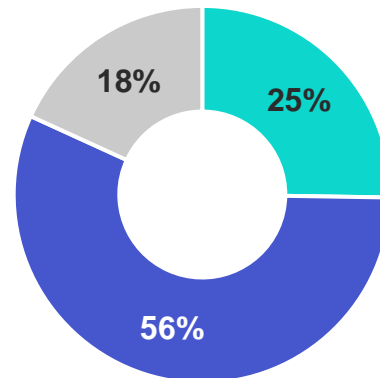
TRACKING BIPARTISANSHIP

Thinking about their vote in the midterm elections, a bipartisan majority of voters are more likely to vote for a member of Congress who *finds compromise and common ground between political parties* rather than a member who *stands their ground and pushes their political party's agenda*.

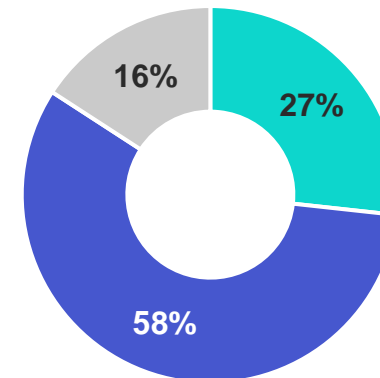
Thinking about your vote in the November 2022 midterm elections, which of the following comes closest to your view, even if neither is exactly correct?

- I am more likely to vote for a member of Congress who **finds compromise and common ground** between political parties
- I am more likely to vote for a member of Congress who **stands their ground and pushes their political party's own agenda**
- Don't know/No opinion

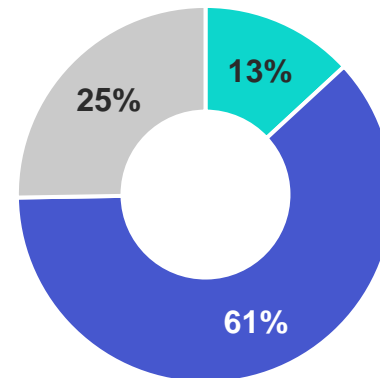
REGISTERED VOTERS



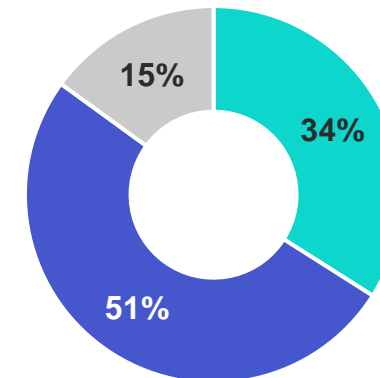
PID: DEM



PID: IND



PID: REP



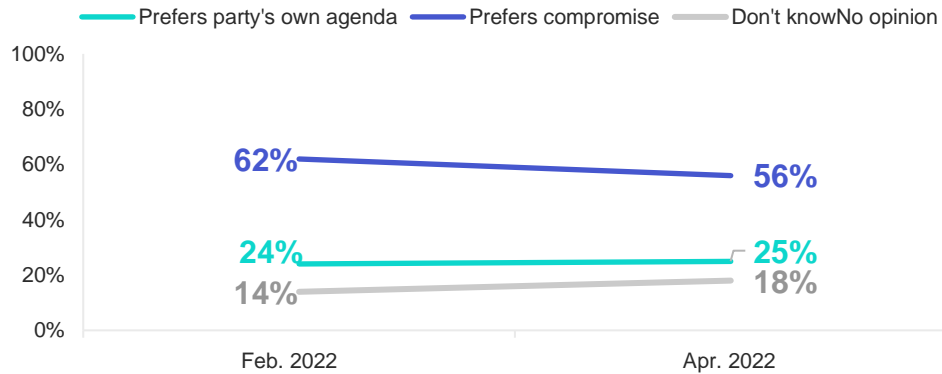
A third of Republican voters (34%) are more likely to vote for member of Congress who stands their ground and pushes their political party's own agenda. Additionally, a quarter (25%) of independent voters are unsure if they prefer to vote for a candidate who compromise or their party's agenda.

## TRACKING BIPARTISANSHIP

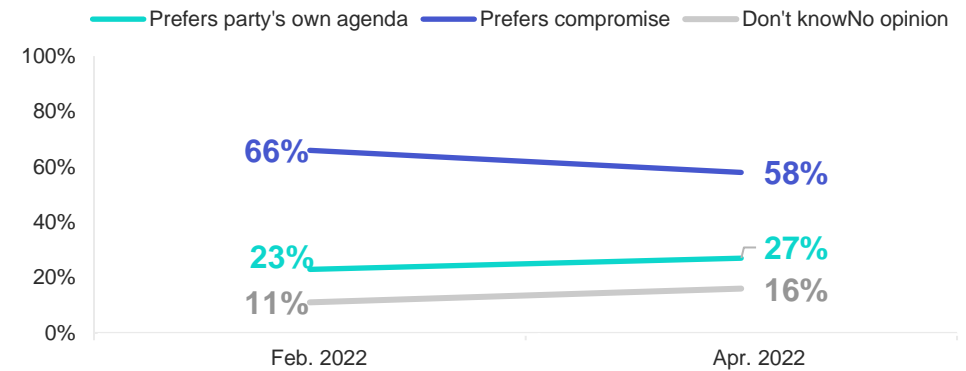
Compared to February 2022, there was a decrease among all voters (-6%), Democrat voters (-8%), and Republican voters (-6%) in their preference to vote for a member of Congress who *finds compromise*.

Thinking about your vote in the November 2022 midterm elections, which of the following comes closest to your view, even if neither is exactly correct?

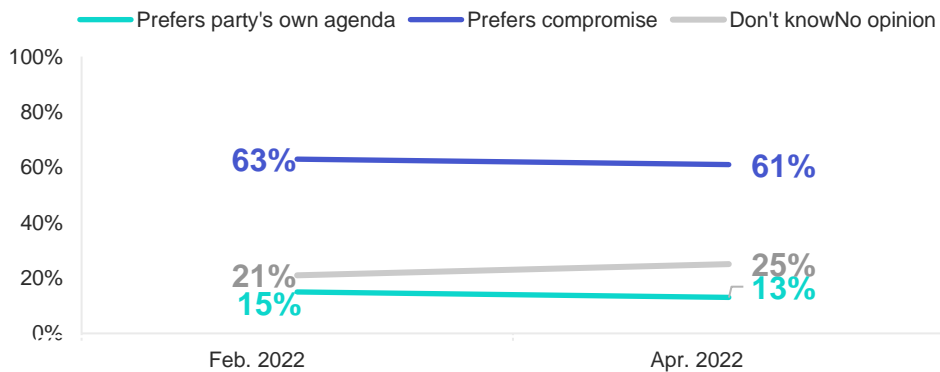
### VOTERS



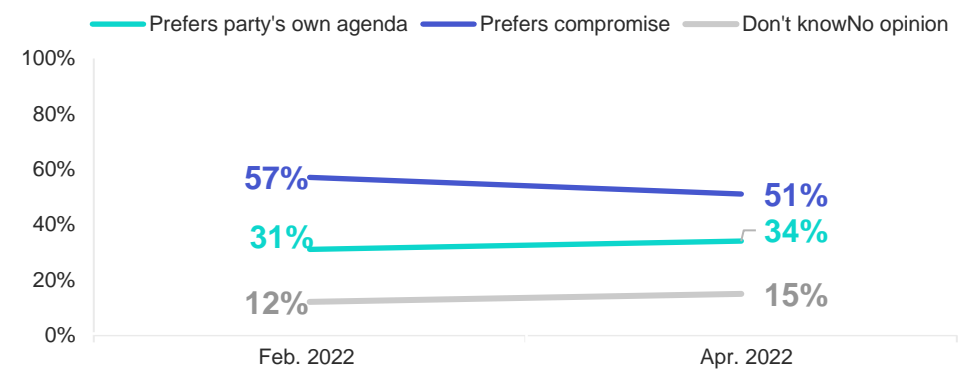
### DEMOCRATS



### INDEPENDENTS



### REPUBLICANS



|  
AGENDA

# TRACKING BIPARTISANSHIP

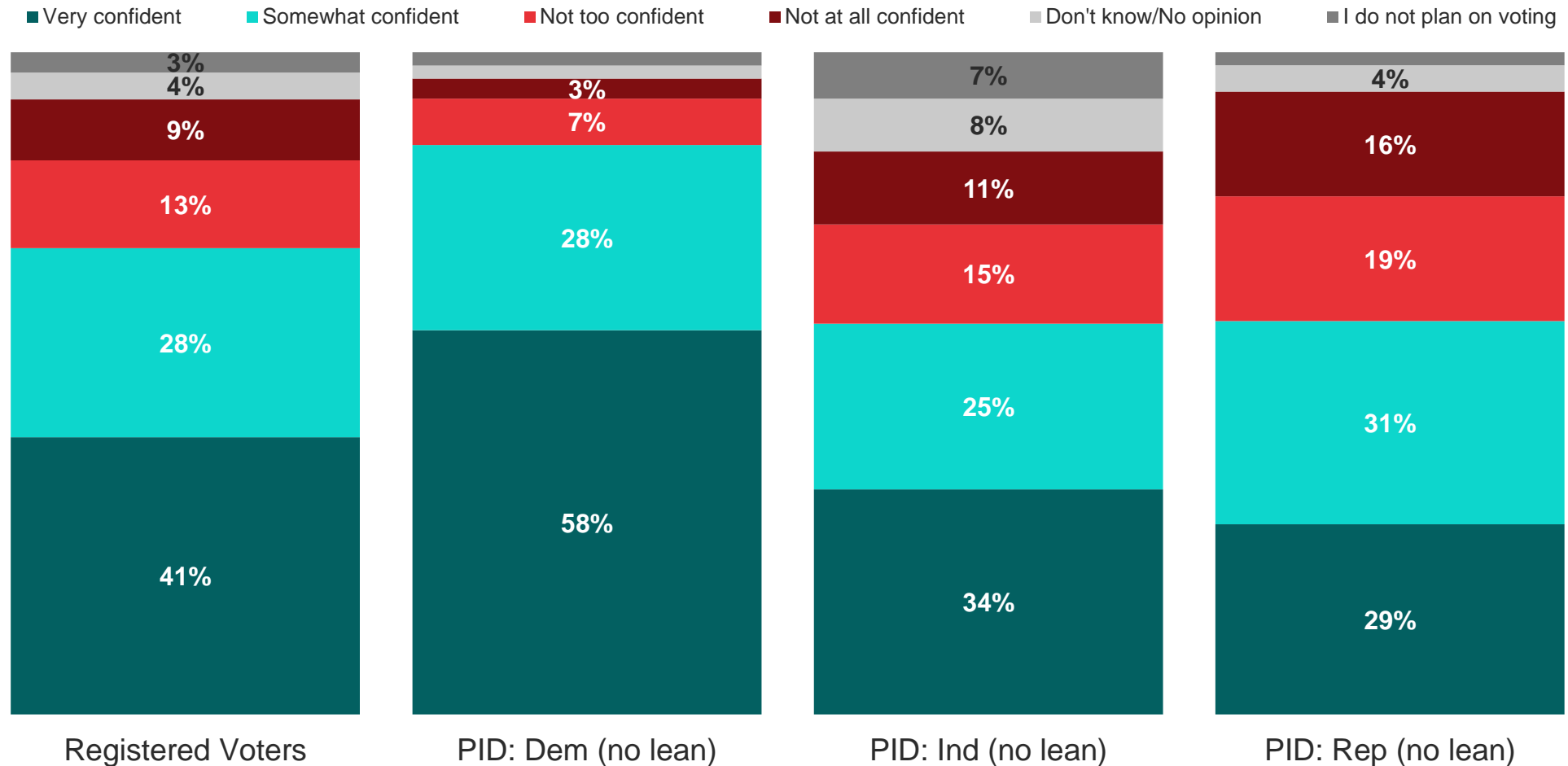
TOPICAL QUESTIONS



TOPICAL: MIDTERM ELECTIONS

A bipartisan majority of voters are *confident* their vote will be counted accurately during the midterm elections. However, strong confidence is higher among Democrats (58%) compared to independents (34%) and Republicans (29%).

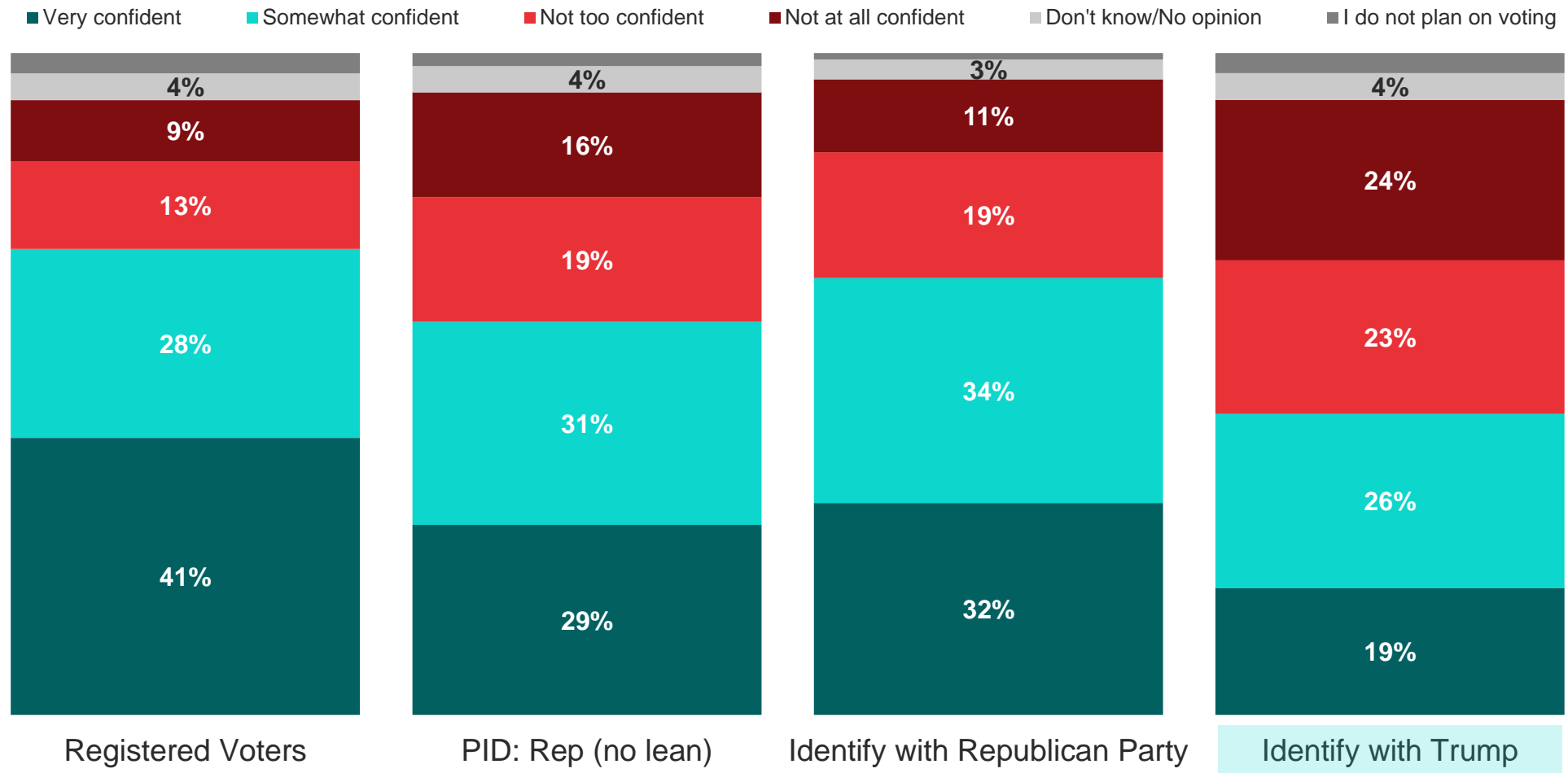
The midterm elections will be held in November 2022. How confident are you, if at all, that your vote will be counted accurately during the midterm elections?



TOPICAL: MIDTERM ELECTIONS

Among Republican voters who identify closer to Donald Trump compared to the Republican Party, they are split on their confidence in their vote will be counted accurately during the midterm elections (45% confident vs 47% not confident).

The midterm elections will be held in November 2022. How confident are you, if at all, that your vote will be counted accurately during the midterm elections?

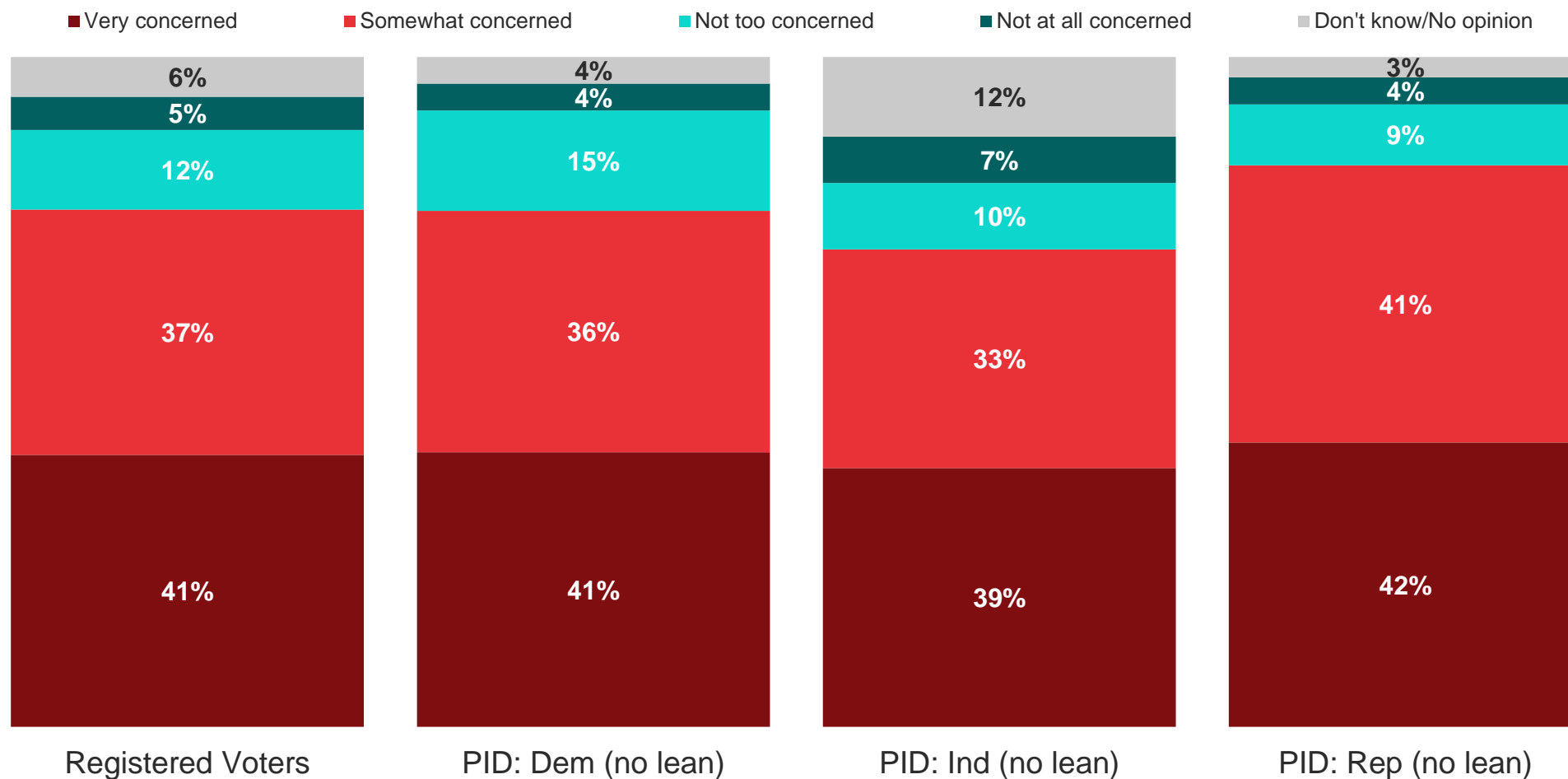


\*Asked among Republicans: Thinking about your political views, which of the following do you identify more strongly with? Republican Party vs. Donald Trump

TOPICAL: MIDTERM ELECTIONS

A bipartisan majority of voters are *concerned* about misinformation influencing the midterm elections, with concern being especially high among Republicans (83%).

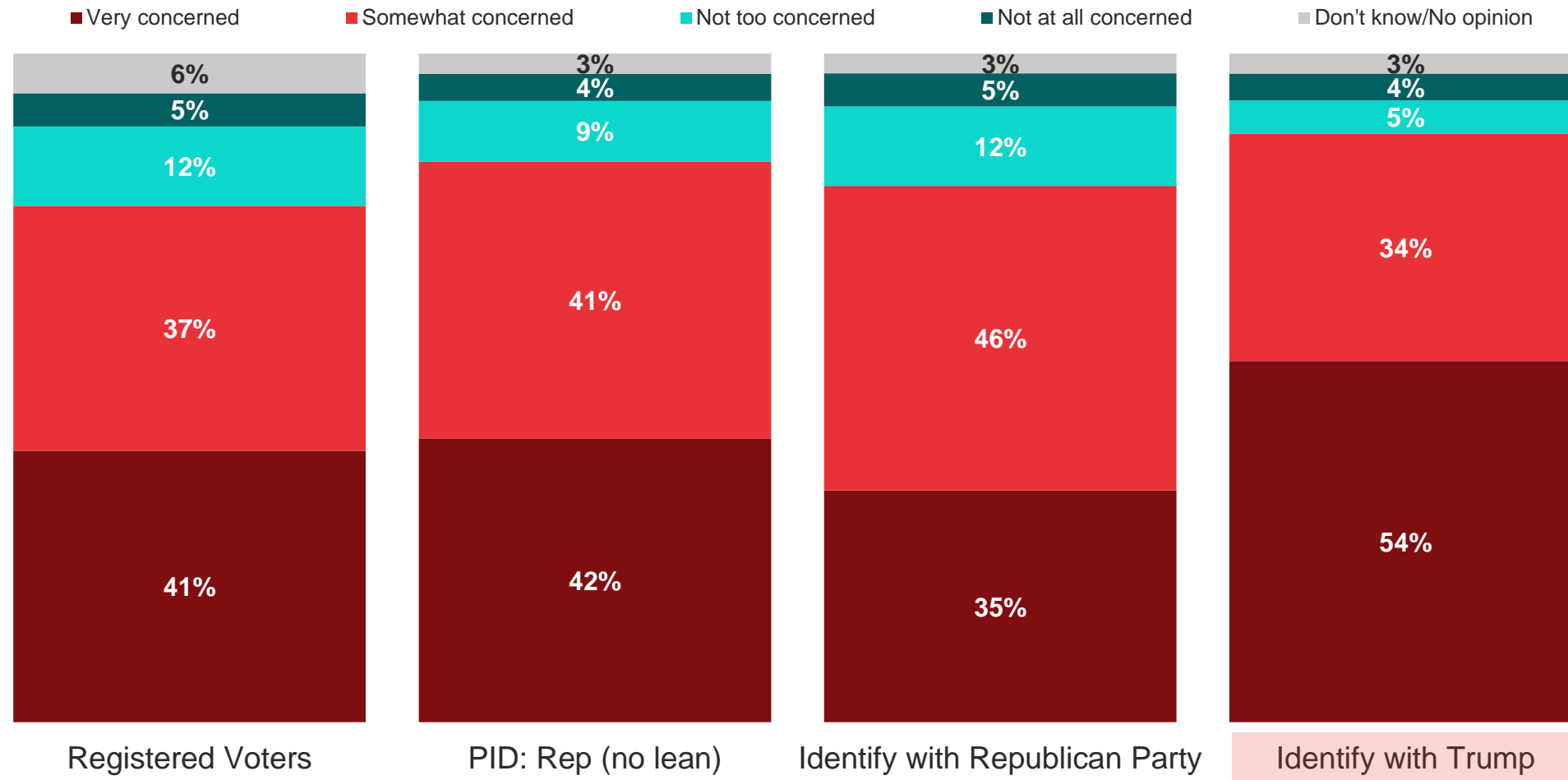
How concerned are you, if at all, about misinformation influencing the 2022 midterm elections?



TOPICAL: MIDTERM ELECTIONS

Among Republicans who identify closer to Donald Trump compared to the Republican party, 88% are *concerned* about misinformation influencing the 2022 midterm elections.

How concerned are you, if at all, about misinformation influencing the 2022 midterm elections?

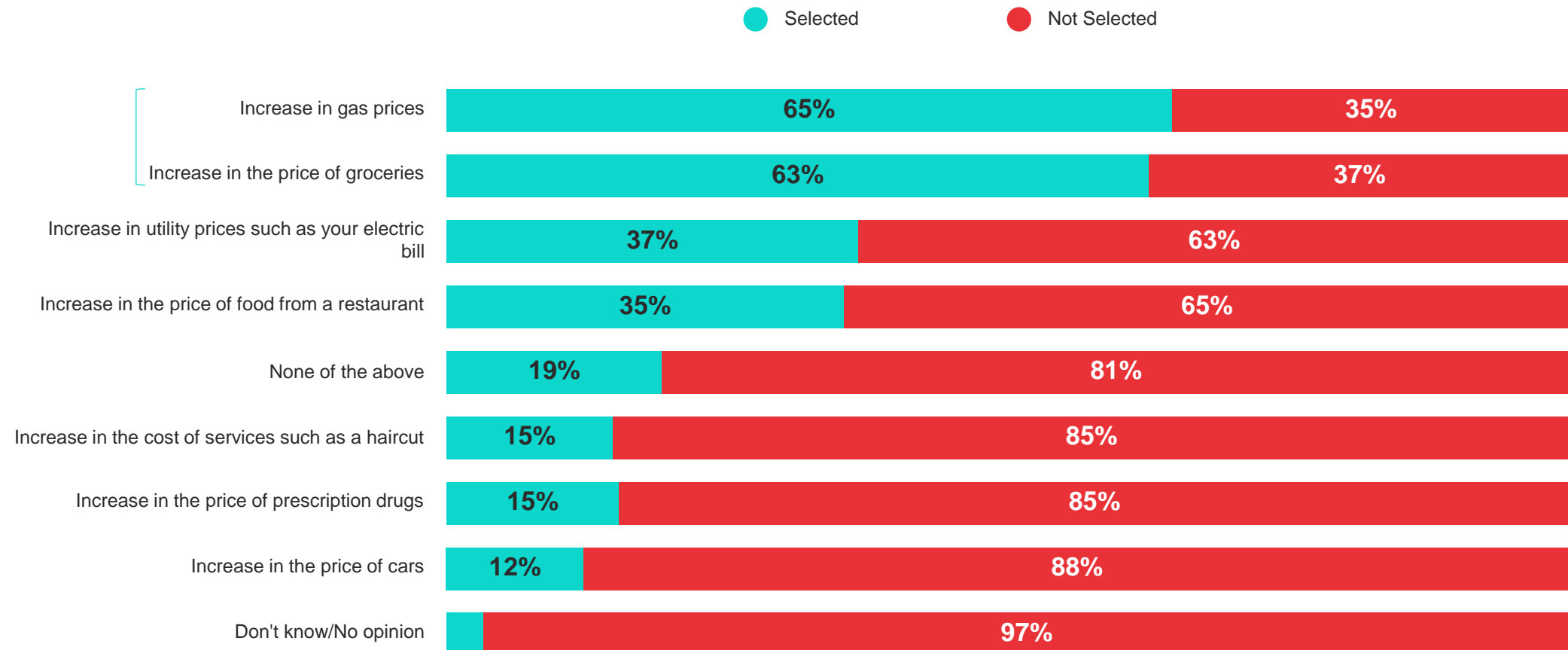


\*Asked among Republicans: Thinking about your political views, which of the following do you identify more strongly with? Republican Party vs. Donald Trump

TOPICAL: IMPACTS OF INFLATION

Two-thirds of voters say they have had to reduce their household spending over the past month due to an *increase in gas prices* (65%) and *price of groceries* (63%).

Over the past month, have you personally had to reduce your household spending due to any of the following? Please select all that apply.





TOPICAL: IMPACTS OF INFLATION

Voters with a lower income are more likely to say they have had to reduce their household spending over the past month due to an *increase in gas prices, price of groceries, and utility prices.*

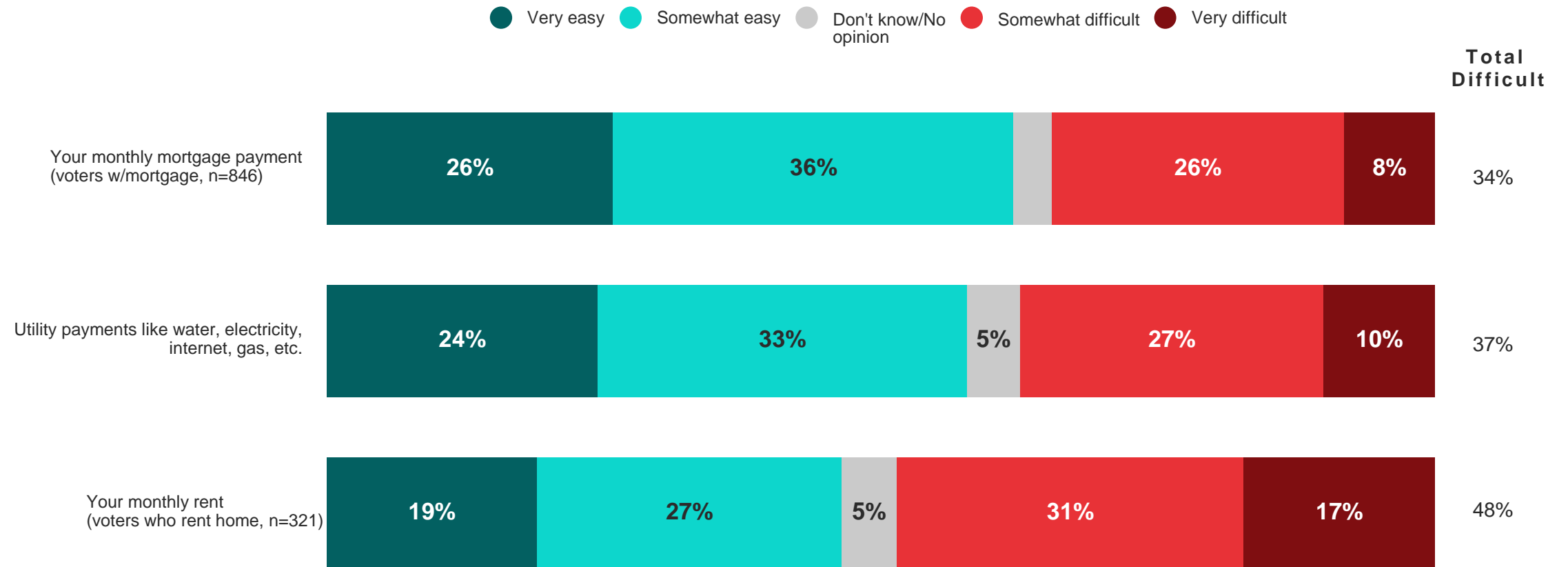
Over the past month, have you personally had to reduce your household spending due to any of the following? Please select all that apply.

% Selected	Voters	Income: Under 50k	Income: 50k-100k	Income: 100k+	Ethnicity: White	Ethnicity: Hispanic	Ethnicity: Black	Ethnicity: Other
Increase in gas prices	65%	65%	68%	57%	67%	54%	56%	59%
Increase in the price of groceries	63%	64%	65%	56%	66%	51%	51%	56%
Increase in utility prices such as your electric bill	37%	41%	37%	29%	39%	35%	27%	33%
Increase in the price of food from a restaurant	35%	30%	39%	39%	37%	33%	25%	38%
None of the above	19%	14%	19%	30%	21%	9%	13%	18%
Increase in the price of prescription drugs	15%	19%	12%	13%	16%	19%	16%	13%
Increase in the cost of services such as a haircut	15%	16%	15%	13%	15%	19%	13%	18%
Increase in the price of cars	12%	12%	11%	15%	12%	18%	10%	16%

TOPICAL: IMPACTS OF INFLATION

Over the past 6 months, a third of voters (34%) say it has been difficult to pay for their *monthly mortgage*, while half of renters (49%) say it has been difficult to pay their *monthly rent*.

Over the past 6 months, how easy or difficult has it been for you and/or your household to pay for the following?



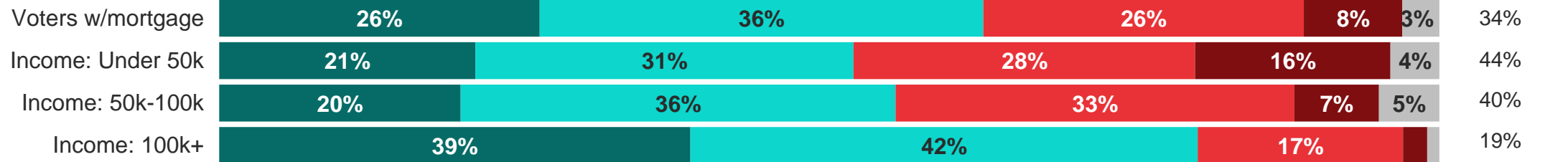
TOPICAL: IMPACTS OF INFLATION

Across income levels, about half of voters have experienced difficulty paying for their rent over the past 6 months.

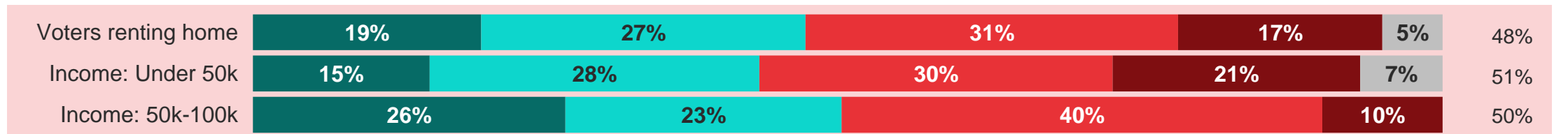
Over the past 6 months, how easy or difficult has it been for you and/or your household to pay for the following?\*

■ Very easy    
 ■ Somewhat easy    
 ■ Somewhat difficult    
 ■ Very difficult    
 ■ Don't know/No opinion

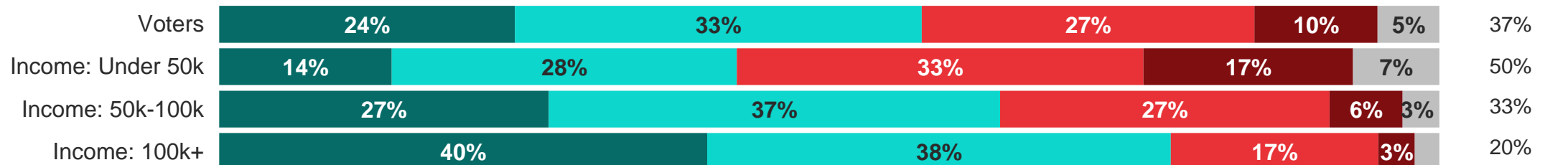
MONTHLY MORTGAGE PAYMENT



MONTHLY RENT



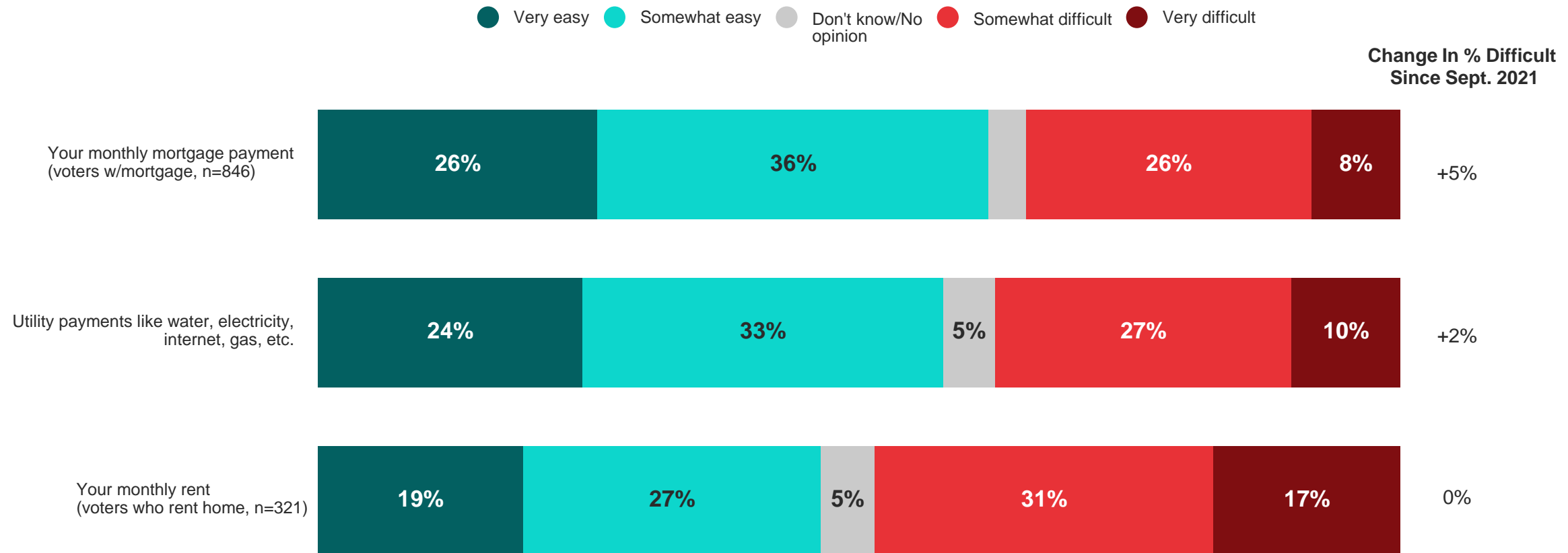
UTILITY PAYMENTS



TOPICAL: IMPACTS OF INFLATION

Compared to research conducted in September 2021, there has been a 5% increase in homeowners who say it has been difficult over the past 6 months to pay for their monthly mortgage payment.

Over the past 6 months, how easy or difficult has it been for you and/or your household to pay for the following?



\*Data trended from BPC survey conducted in September 2021

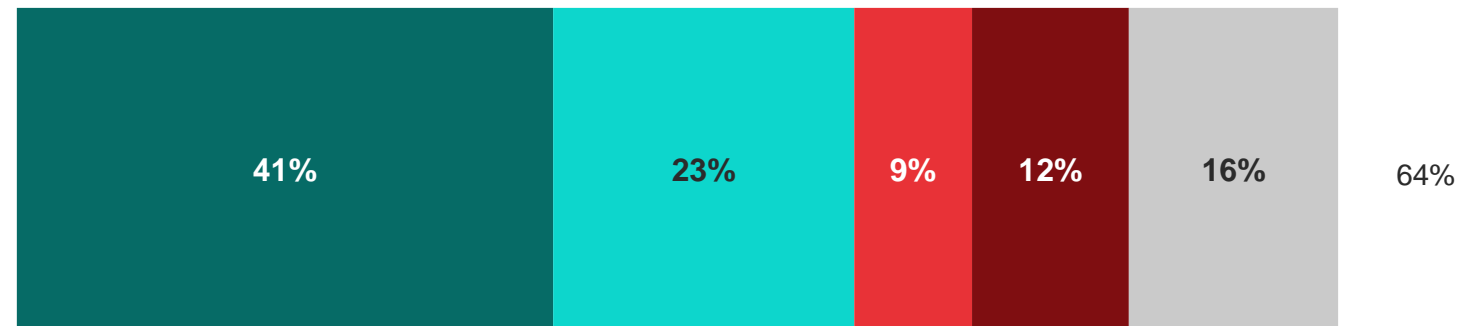
TOPICAL: BILLIONAIRE TAX

After being provided information on the billionaire tax, voters are more likely to support this proposal when the information is broader compared to being more specific (64% vs. 58%).

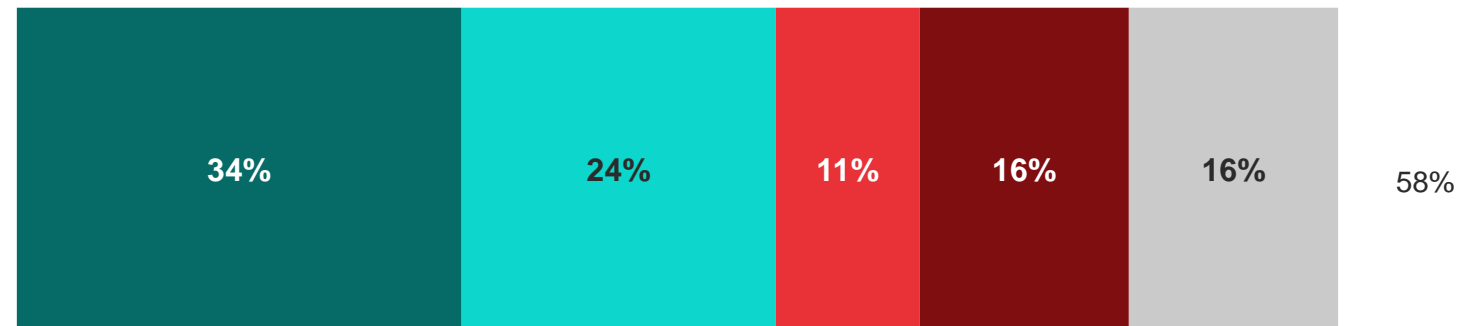
Based on what you know, do you support or oppose the billionaire tax?

■ Strongly support    
 ■ Somewhat support    
 ■ Somewhat oppose    
 ■ Strongly oppose    
 ■ Don't know/No opinion    
 Total Support

[SPLIT SAMPLE A] President Biden recently proposed a wealth tax, which is being referred to as the billionaire tax, as a part of the 2023 federal budget. In this proposal, a 20% tax minimum tax rate on both ordinary income and unrealized capital gains (such as stocks and mutual funds) would apply to households with a net worth of more than \$100 million



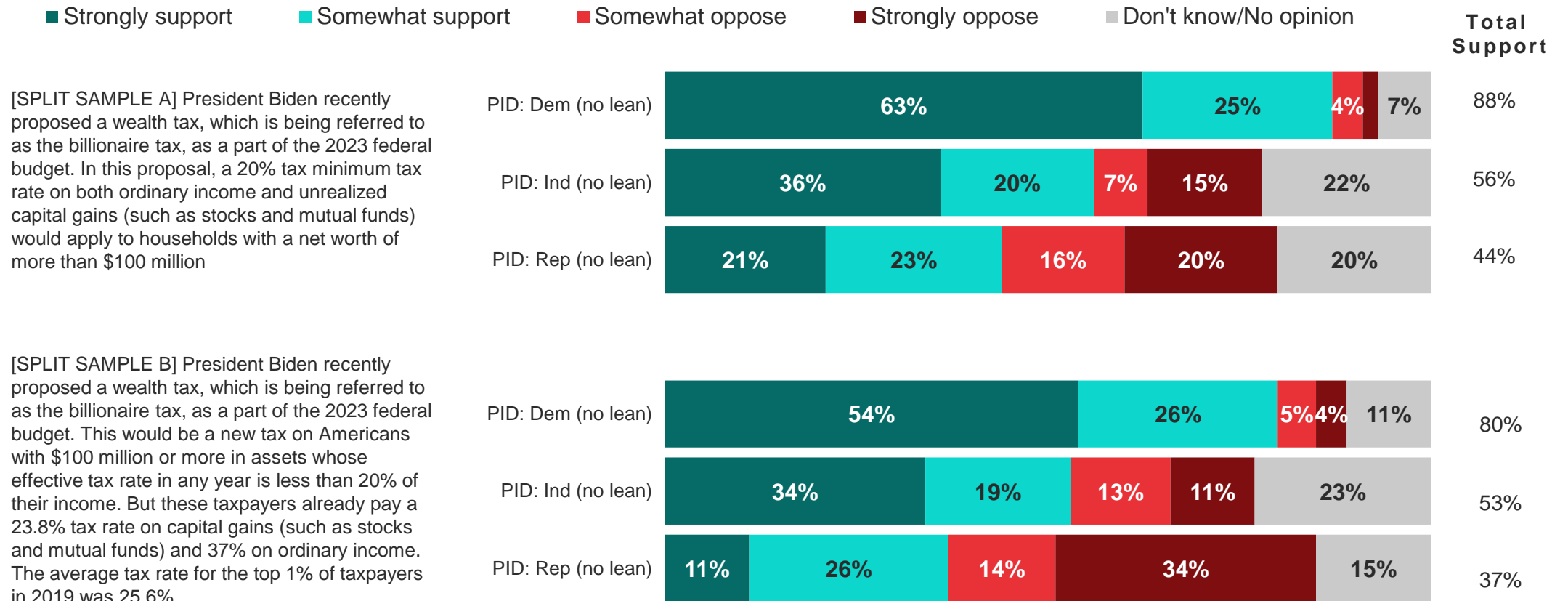
[SPLIT SAMPLE B] President Biden recently proposed a wealth tax, which is being referred to as the billionaire tax, as a part of the 2023 federal budget. This would be a new tax on Americans with \$100 million or more in assets whose effective tax rate in any year is less than 20% of their income. But these taxpayers already pay a 23.8% tax rate on capital gains (such as stocks and mutual funds) and 37% on ordinary income. The average tax rate for the top 1% of taxpayers in 2019 was 25.6%.



TOPICAL: BILLIONAIRE TAX

Republicans are more likely to support the billionaire tax when the information provided is more broad compared to being more specific (44% vs. 37%).

Based on what you know, do you support or oppose the billionaire tax?





MORNING CONSULT®