



Michigan

Children and Families

There are 687,140 children ages 5 and under in Michigan.

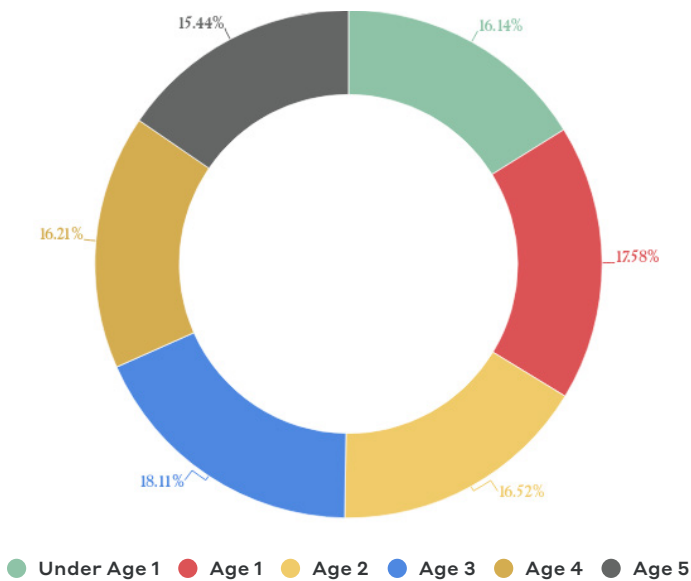
While 64% of children ages 5 and under live in households in which all parents work, 21% of all children in this age group live in families below the poverty line (\$21,960).¹

687,140
Total number of children ages 5 and under

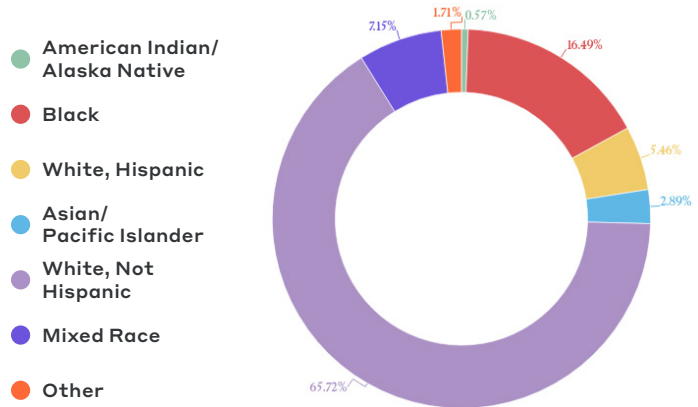
Children by Age	Number of Children	Percent
Under age 1	109,228	15.9%
Age 1	113,355	16.5%
Age 2	114,405	16.6%
Age 3	120,248	17.5%
Age 4	113,923	16.6%
Age 5	115,981	16.9%

146,500
Total number of children living in poverty

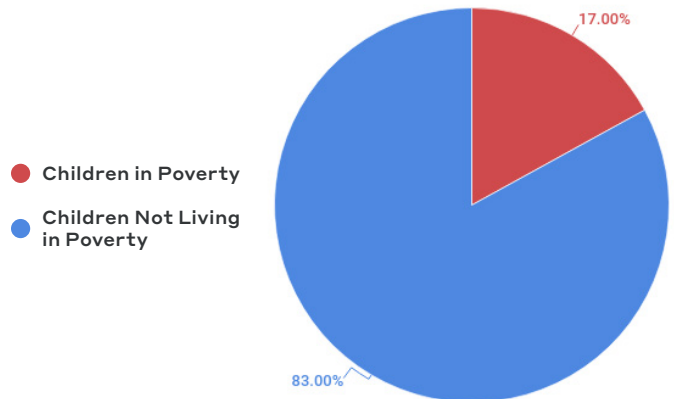
Percent of Children Living in Poverty (146,500) by Age



All Children Ages 5 and Under by Race



Percent of Children With All Parents in the Labor Force (440,997) Living in Poverty



Child Care Funding

Quality early care and learning programs contribute to both thriving economies and healthy families.

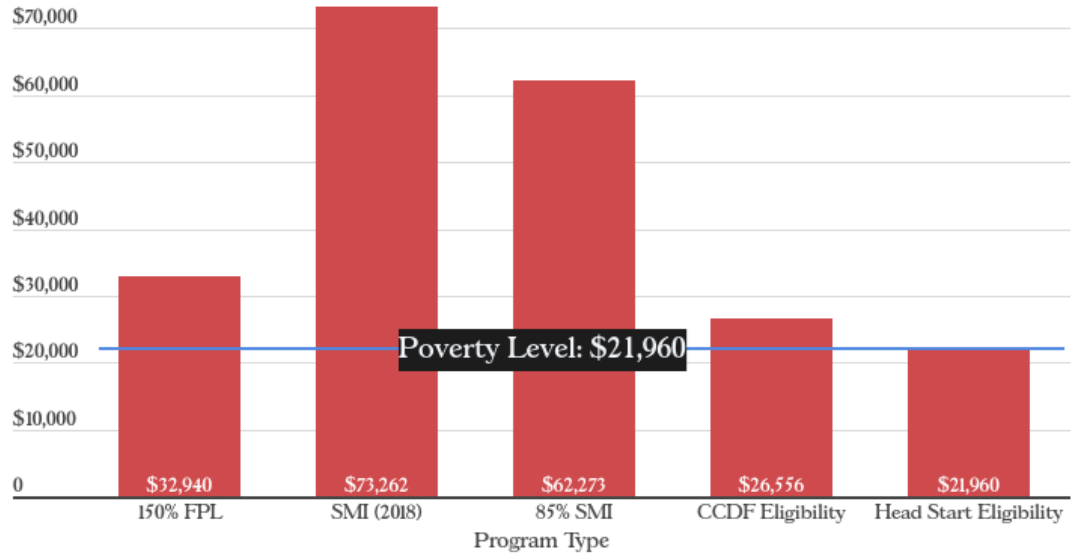
The child care funding landscape is complex and involves several federal and state funding streams, including:

- The Child Care and Development Fund
- The Temporary Assistance for Needy Families program
- State Pre-K
- Head Start
- Early Head Start
- The Individuals with Disabilities Education Act

Allocation and expenditure data for child care funding in Michigan detailed here.

For more information about child care and early learning funding streams, see [BPC's Child Care Toolkit](#).

Program Eligibility



\$189,930,596²
Total Child Care and Development Fund
 expenditures in Michigan in 2019

Category	CCDF Mandatory	CCDF Matching	CCDBG Discretionary	State MOE	Total CCDF Funds
Federal Expenditure	\$32,081,922	\$47,956,856	\$59,027,913	N/A	\$139,066,691
State Expenditure	N/A	\$26,452,541	N/A	\$24,411,364	\$50,863,905
Total Expenditure	\$32,081,922	\$74,409,397	\$59,027,913	\$24,411,364	\$189,930,596

\$216,356,289³
Total Temporary Assistance for Needy Families
 expenditures on child care in Michigan in 2019

Category	Federal Expenditures	State Expenditures	Total
TANF Transferred to CCDF	\$8,300,000	N/A	\$8,300,000
TANF Spent Direct on Child Care	--	\$19,529,091	\$19,529,091
TANF Spent Directly on Pre-K/Head Start	--	\$188,527,198	\$188,527,198
Total TANF Funds	\$8,300,000	\$208,056,289	\$216,356,289

Michigan Great Start Readiness Program⁶

\$244,600,000

Total state Pre-K spending (FY2019)

37,140

Number of children served (2018–2019)

\$6,586

State spending per child enrolled (2018–2019)

Child Care and Development Fund 2020 Allocations⁴

Category	Total
Federal CCDF Allocations	\$241,518,615
2020 CARES Act CCDBG Supplemental	\$100,898,829
Total 2020 CCDF Allocations	\$342,417,444

\$292,114,988⁵

Total allocations from the **Coronavirus Response and Relief Supplemental Appropriations Act of 2021** in Michigan

American Rescue Plan Act of 2021⁷

Category	Amount
ARPA CCDF Discretionary	\$437,223,904
ARPA Stabilization	\$700,708,746
Total ARP Allocations	\$1,137,932,650

Additional Funding Streams FY2020 Allocations

Category	Amount
Head Start ⁸	\$360,603,806
Early Head Start ⁹	-
IDEA Part C, FY2019 ¹⁰	\$12,706,259
IDEA Part B, Section 619, FY2019 ¹¹	\$12,828,546
Preschool Development Grant, B-5 Renewal Grants, 2019–2022 ¹²	\$13,413,552
Child Care Access Means Parents in School Program, FY2019 ¹³	\$1,163,760
Child and Adult Food Program, FY2019 ¹⁴	\$66,723,670
Early Head Start-Child Care Partnerships ¹⁵	-

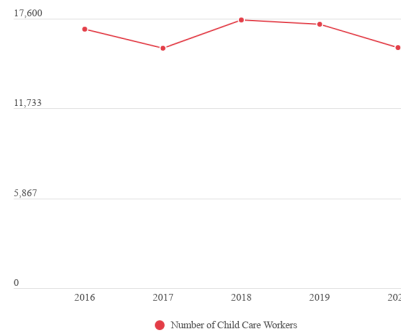
Child Care Providers

In 2020, there were 15,730 child care workers in Michigan. This is a 9% decline in the number of child care workers from 2019 and a 7% decline since 2016. In 2020, the annual mean salary for child care workers was \$25,580.¹⁶ In Michigan, 30% of young children do not have access to formal child care.

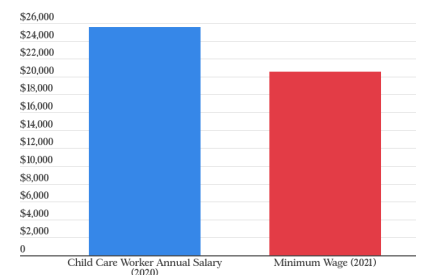
Learn more about the child care supply gap in BPC's report, [Child Care in 25 States](#).

15,730
Number of child care workers in Michigan in 2020

Number of Child Care Workers: 5-Year Trend¹⁷

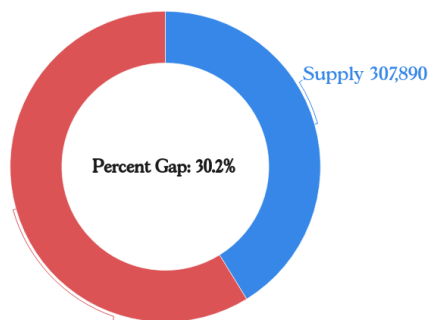


Child Care Worker Annual Salary (2019) \$25,580^{18, 19}



Child Care Supply Gap²³

In Michigan, 439,040 children have the potential need for child care. There is a supply of 307,890 child care slots. The families of 131,150 children do not have access to child care. The child care gap is 30.2% of the potential need (children with working parents).



Adult-to-Child Ratios for Licensed Child Care Centers

	Infant	Young Toddler	Older Toddler	Preschool
Michigan ²⁰	1 to 4	1 to 4	1 to 4	1 to 12
NAEYC's Best Practice ²¹	1 to 4	1 to 4	1 to 6	1 to 10

Michigan Child Care Facility Types²²

Facility Type	Count	Capacity
Licensed Center	3,747	273,060
Licensed Family Homes	2,304	13,780
Licensed Group Homes	1,631	19,510
PreK	534	30,270
Additional facilities from Office of Head Start	33	1,240
Department of Defense	1	300

Endnotes

- 1 U.S. Census Bureau, 2014-2018 American Community Survey (ACS) 5-Year Public Use Micro Sample
- 2 Administration for Children and Families, FY 2019 CCDF State Expenditure Data
- 3 Administration for Children and Families, TANF Financial Data 2019
- 4 Administration for Children and Families, GY 2020 CCDF Allocations (Based on Appropriations)
- 5 Coronavirus Response and Relief Supplemental Appropriations Act (CRRSA) of 2021 Allocations for States and Territories
- 6 The National Institute for Early Education Research, The State of Preschool 2019
- 7 ARPA Supplemental Stabilization and CCDF Discretionary Funding Allocation Tables – States and Territories
- 8 Administration for Children and Families, FY 2019 Head Start State Allocations
- 9 Data not publicly available yet
- 10 Individuals with Disabilities Education Act, Part C
- 11 Individuals with Disabilities Education Act, Section 619, Part B
- 12 Preschool Development Grant Birth-Five
- 13 U.S. Department of Education, Child Care Access Means Parents in School Program
- 14 Child and Adult Care Food Program
- 15 Early Head Start-Child Care Partnerships
- 16 Bureau of Labor Statistics, Occupational Employment Statistics
- 17 Bureau of Labor Statistics, Occupational Employment Statistics
- 18 Bureau of Labor Statistics, Occupational Employment Statistics
- 19 U.S. Department of Labor, Wage and Hour Division, State Minimum Wage Laws
- 20 Michigan Department of Human Services, Michigan Child Care Matters
- 21 National Association for the Education of Young Children
- 22 Bipartisan Policy Center, Child Care in 25 States: What We Know and Don't Know
- 23 Bipartisan Policy Center, Child Care in 25 States: What We Know and Don't Know

