



Maine

Children and Families

There are 77,573 children ages 5 and under in Maine.

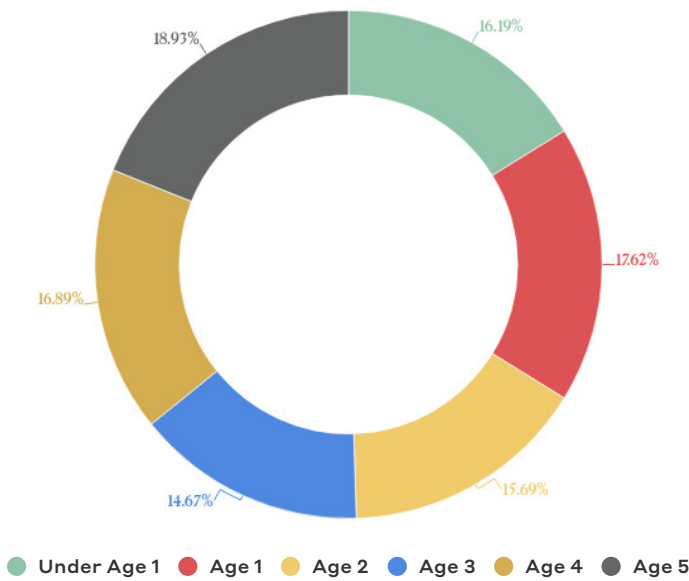
While 67% of children ages 5 and under live in households in which all parents work, 16% of all children in this age group live in families below the poverty line (\$21,960).¹

77,573
Total number of children ages 5 and under

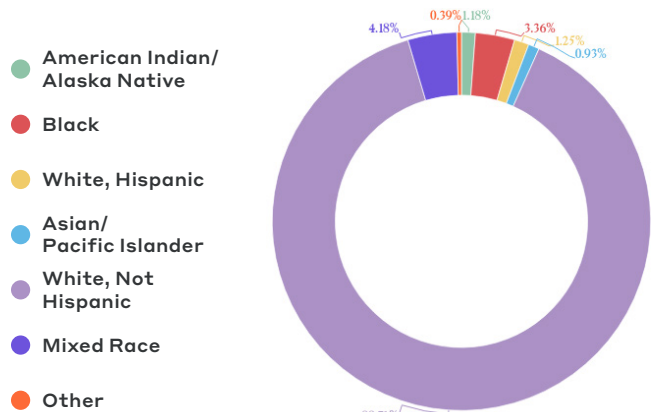
Children by Age	Number of Children	Percent
Under age 1	12,947	16.7%
Age 1	12,756	16.4%
Age 2	12,154	15.7%
Age 3	12,983	16.7%
Age 4	13,089	16.9%
Age 5	13,644	17.6%

12,160
Total number of children living in poverty

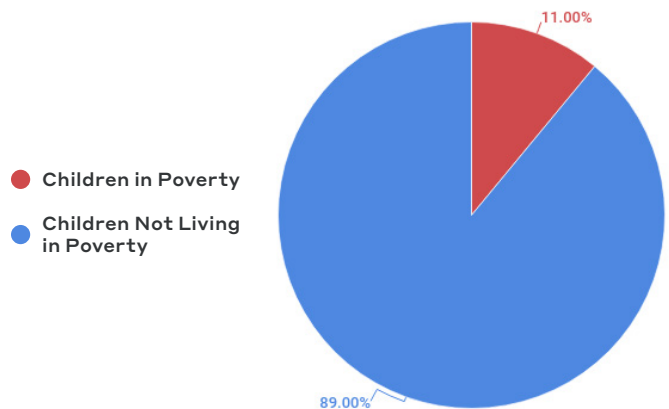
Percent of Children Living in Poverty (12,160) by Age



All Children Ages 5 and Under by Race



Percent of Children With All Parents in the Labor Force (52,173) Living in Poverty



Child Care Funding

Quality early care and learning programs contribute to both thriving economies and healthy families.

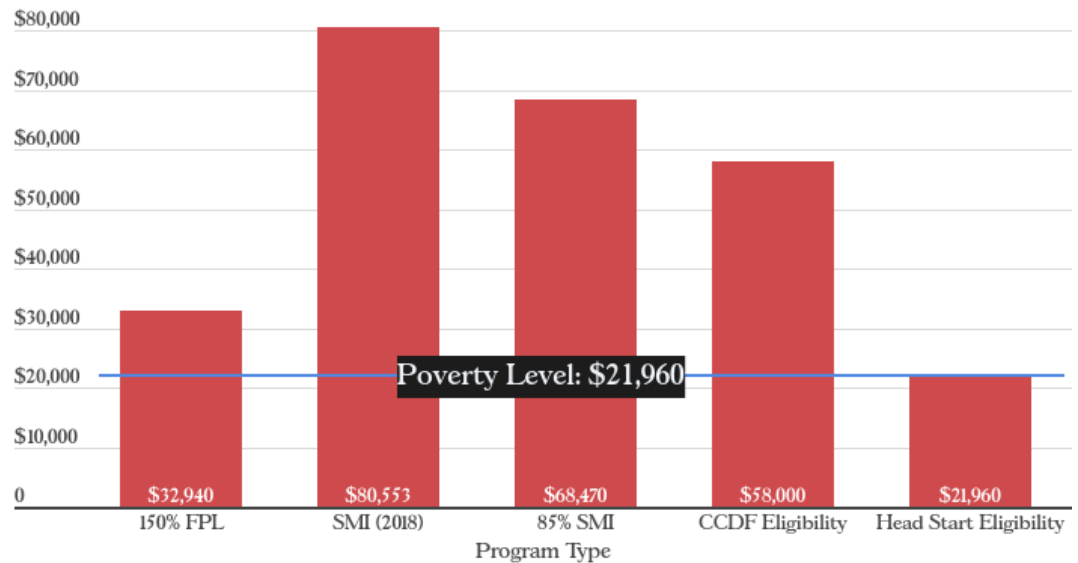
The child care funding landscape is complex and involves several federal and state funding streams, including:

- The Child Care and Development Fund
- The Temporary Assistance for Needy Families program
- State Pre-K
- Head Start
- Early Head Start
- The Individuals with Disabilities Education Act

Allocation and expenditure data for child care funding in Maine detailed [here](#).

For more information about child care and early learning funding streams, see [BPC's Child Care Toolkit](#).

Program Eligibility



\$25,550,875²
Total Child Care and Development Fund expenditures in Maine in 2019

Category	CCDF Mandatory	CCDF Matching	CCDBG Discretionary	State MOE	Total CCDF Funds
Federal Expenditure	\$3,018,598	\$5,540,961	\$12,194,485	N/A	\$20,754,044
State Expenditure	N/A	\$3,047,013	N/A	\$1,749,818	\$4,796,831
Total Expenditure	\$3,018,598	\$8,587,974	\$12,194,485	\$1,749,818	\$25,550,875

\$29,258,826³
Total Temporary Assistance for Needy Families expenditures on child care in Maine in 2019

Category	Federal Expenditures	State Expenditures	Total
TANF Transferred to CCDF	\$15,369,300	N/A	\$15,369,300
TANF Spent Direct on Child Care	\$11,534,524	\$1,760,164	\$13,294,688
TANF Spent Directly on Pre-K/Head Start	\$594,838	--	\$594,838
Total TANF Funds	\$27,498,662	\$1,760,164	\$29,258,826

Maine Public Preschool Program⁶

\$22,220,882

Total state Pre-K
spending (FY2019)

6,115

Number of children
served (2018–2019)

\$3,634

State spending per child
enrolled (2018–2019)

Child Care and Development Fund 2020 Allocations⁴

Category	Total
Federal CCDF Allocations	\$26,059,547
2020 CARES Act CCDBG Supplemental	\$10,953,470
Total 2020 CCDF Allocations	\$37,013,017

\$30,506,173⁵

Total allocations from the **Coronavirus
Response and Relief Supplemental
Appropriations Act of 2021** in Maine

American Rescue Plan Act of 2021⁷

Category	Amount
ARPA CCDF Discretionary	\$45,660,198
ARPA Stabilization	\$73,176,466
Total ARP Allocations	\$118,836,664

Additional Funding Streams FY2020 Allocations

Category	Amount
Head Start ⁸	\$43,450,433
Early Head Start ⁹	--
IDEA Part C, FY2019 ¹⁰	\$2,301,492
IDEA Part B, Section 619, FY2019 ¹¹	\$2,576,855
Preschool Development Grant, B-5 Renewal Grants, 2019–2022 ¹²	--
Child Care Access Means Parents in School Program, FY2019 ¹³	--
Child and Adult Food Program, FY2019 ¹⁴	\$9,259,371
Early Head Start-Child Care Partnerships ¹⁵	--

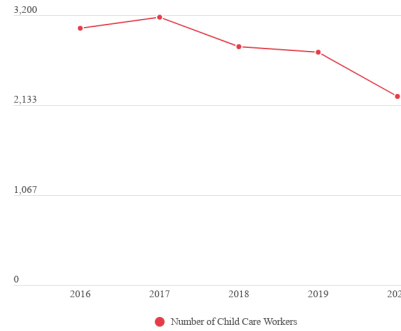
Child Care Providers

In 2020, there were 2,240 child care workers in Maine. This is a 19% decline in the number of child care workers from 2019 and a 27% decline since 2016. In 2020, the annual mean salary for child care workers was \$29,770.¹⁶ In Maine, 9% of young children do not have access to formal child care.

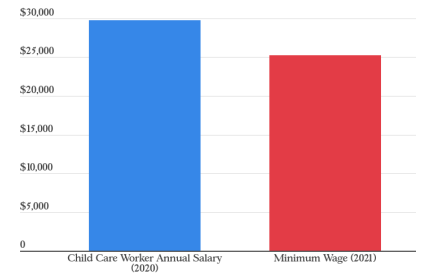
Learn more about the child care supply gap in BPC's report, [Child Care in 25 States](#).

2,240
Number of child care workers in Maine in 2020

Number of Child Care Workers: 5-Year Trend¹⁷

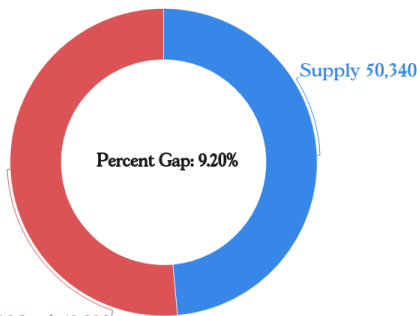


Child Care Worker Annual Salary (2019) \$29,770^{18, 19}



Child Care Supply Gap²³

In Maine, 53,320 children have the potential need for child care. There is a supply of 50,340 child care slots. The families of 4,920 children do not have access to child care. The child care gap is 9.2% of the potential need (children with working parents).



Adult-to-Child Ratios for Licensed Child Care Centers

	Infant	Young Toddler	Older Toddler	Preschool
Maine ²⁰	1 to 4	1 to 5	1 to 7	1 to 10
NAEYC's Best Practice ²¹	1 to 4	1 to 4	1 to 6	1 to 10

Maine Child Care Facility Types²²

Facility Type	Count	Capacity
Child Care Subsidy Program License Exempt Resource	308	550
Child Care Facility	684	34,660
Family Child Care Provider	927	10,020
Public Pre-K	86	2,260
Head Start	117	2,710
Department of Defense	1	140

Endnotes

- 1 U.S. Census Bureau, 2014-2018 American Community Survey (ACS) 5-Year Public Use Micro Sample
- 2 Administration for Children and Families, FY 2019 CCDF State Expenditure Data
- 3 Administration for Children and Families, TANF Financial Data 2019
- 4 Administration for Children and Families, GY 2020 CCDF Allocations (Based on Appropriations)
- 5 Coronavirus Response and Relief Supplemental Appropriations Act (CRRSA) of 2021 Allocations for States and Territories
- 6 The National Institute for Early Education Research, The State of Preschool 2019
- 7 ARPA Supplemental Stabilization and CCDF Discretionary Funding Allocation Tables – States and Territories
- 8 Administration for Children and Families, FY 2019 Head Start State Allocations
- 9 Data not publicly available yet
- 10 Individuals with Disabilities Education Act, Part C
- 11 Individuals with Disabilities Education Act, Section 619, Part B
- 12 Preschool Development Grant Birth-Five
- 13 U.S. Department of Education, Child Care Access Means Parents in School Program
- 14 Child and Adult Care Food Program
- 15 Early Head Start-Child Care Partnerships
- 16 Bureau of Labor Statistics, Occupational Employment Statistics
- 17 Bureau of Labor Statistics, Occupational Employment Statistics
- 18 Bureau of Labor Statistics, Occupational Employment Statistics
- 19 U.S. Department of Labor, Wage and Hour Division, State Minimum Wage Laws
- 20 Maine Department of Health and Human Services, Rules for the Licensing of Child Care Facilities
- 21 National Association for the Education of Young Children
- 22 Bipartisan Policy Center, Child Care in 25 States: What We Know and Don't Know
- 23 Bipartisan Policy Center, Child Care in 25 States: What We Know and Don't Know

