



Kansas

Children and Families

There are 232,938 children ages 5 and under in Kansas.

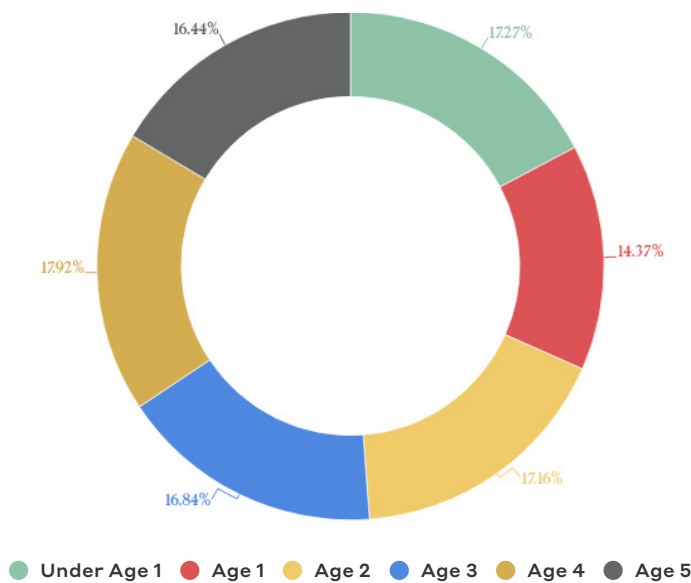
While 65% of children ages 5 and under live in households in which all parents work, 16% of all children in this age group live in families below the poverty line (\$21,960).¹

232,938
Total number of children ages 5 and under

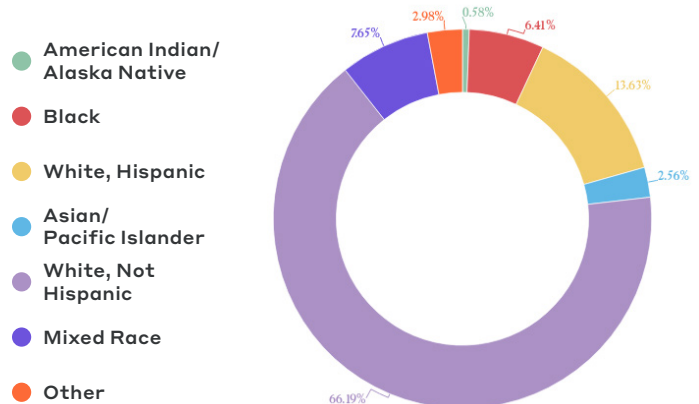
Children by Age	Number of Children	Percent
Under age 1	37,234	16.0%
Age 1	36,544	15.7%
Age 2	38,803	16.7%
Age 3	40,208	17.3%
Age 4	41,423	17.8%
Age 5	38,726	16.6%

36,444
Total number of children living in poverty

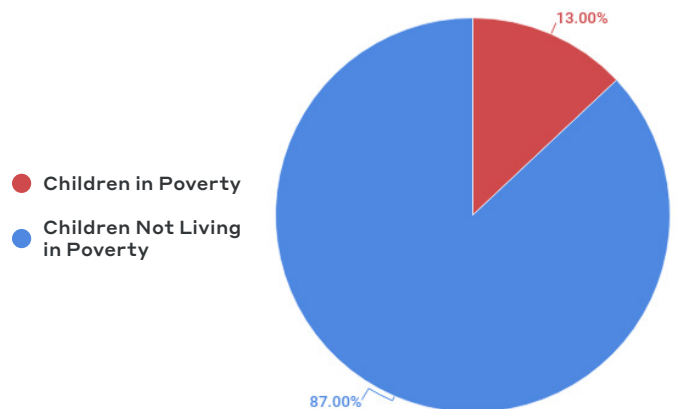
Percent of Children Living in Poverty (36,444) by Age



All Children Ages 5 and Under by Race



Percent of Children With All Parents in the Labor Force (171,147) Living in Poverty



Child Care Funding

Quality early care and learning programs contribute to both thriving economies and healthy families.

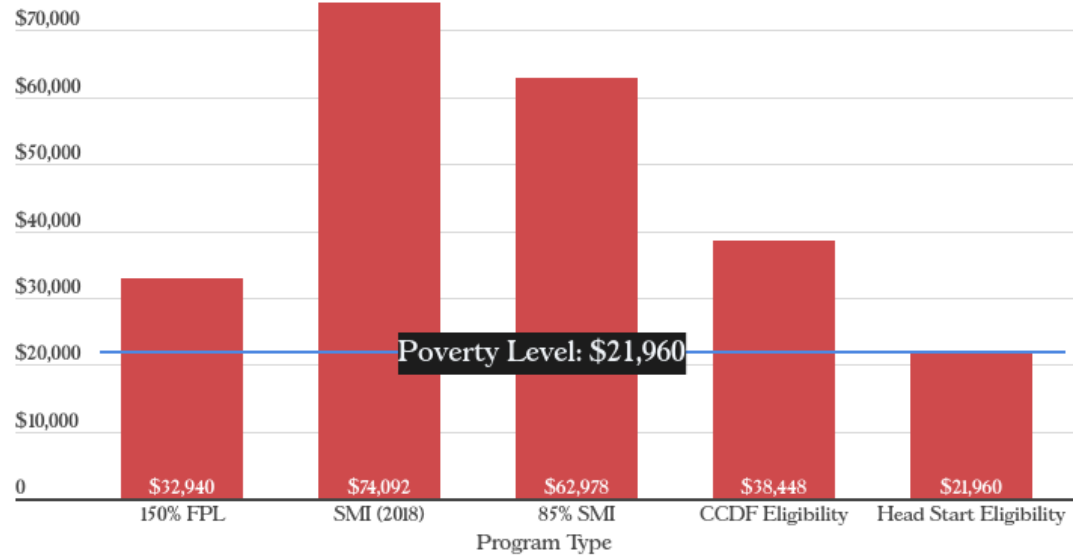
The child care funding landscape is complex and involves several federal and state funding streams, including:

- The Child Care and Development Fund
- The Temporary Assistance for Needy Families program
- State Pre-K
- Head Start
- Early Head Start
- The Individuals with Disabilities Education Act

Allocation and expenditure data for child care funding in Kansas detailed here.

For more information about child care and early learning funding streams, see [BPC's Child Care Toolkit](#).

Program Eligibility



\$37,915,330²
Total Child Care and Development Fund
 expenditures in Kansas in 2019

Category	CCDF Mandatory	CCDF Matching	CCDBG Discretionary	State MOE	Total CCDF Funds
Federal Expenditure	\$9,811,721	\$12,236,864	--	N/A	\$22,048,585
State Expenditure	N/A	\$9,193,721	N/A	\$6,673,024	\$15,866,745
Total Expenditure	\$9,811,721	\$21,430,585	--	\$6,673,024	\$37,915,330

\$24,662,969³
Total Temporary Assistance for Needy Families
 expenditures on child care in Kansas in 2019

Category	Federal Expenditures	State Expenditures	Total
TANF Transferred to CCDF	--	N/A	\$0
TANF Spent Direct on Child Care	--	\$6,673,024	\$6,673,024
TANF Spent Directly on Pre-K/Head Start	--	\$17,989,945	\$17,989,945
Total TANF Funds	--	\$24,662,969	\$24,662,969

Kansas Preschool Pilot, Kansas Preschool-Aged At Risk⁶

\$23,930,010

Total state Pre-K
spending (FY2019)

11,060

Number of children
served (2018–2019)

\$2,164

State spending per child
enrolled (2018–2019)

Child Care and Development Fund 2020 Allocations⁴

Category	Total
Federal CCDF Allocations	\$75,016,492
2020 CARES Act CCDBG Supplemental	\$30,771,514
Total 2020 CCDF Allocations	\$105,778,005

\$89,170,627⁵

Total allocations from the **Coronavirus
Response and Relief Supplemental
Appropriations Act of 2021** in Kansas

American Rescue Plan Act of 2021⁷

Category	Amount
ARPA CCDF Discretionary	\$133,466,378
ARPA Stabilization	\$213,897,405
Total ARP Allocations	\$347,363,783

Additional Funding Streams FY2020 Allocations

Category	Amount
Head Start ⁸	\$78,907,931
Early Head Start ⁹	--
IDEA Part C, FY2019 ¹⁰	\$4,283,727
IDEA Part B, Section 619, FY2019 ¹¹	\$4,443,384
Preschool Development Grant, B-5 Renewal Grants, 2019–2022 ¹²	\$8,943,000
Child Care Access Means Parents in School Program, FY2019 ¹³	\$541,088
Child and Adult Food Program, FY2019 ¹⁴	\$28,428,368
Early Head Start-Child Care Partnerships ¹⁵	--

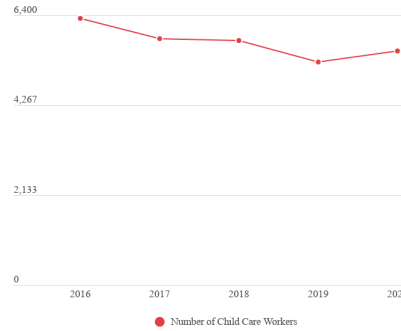
Child Care Providers

In 2020, there were 5,560 child care workers in Kansas. This is a 5% increase in the number of child care workers from 2019 and a 12% decline since 2016. In 2020, the annual mean salary for child care workers was \$22,670.¹⁶ In Kansas, 36% of young children do not have access to formal child care.

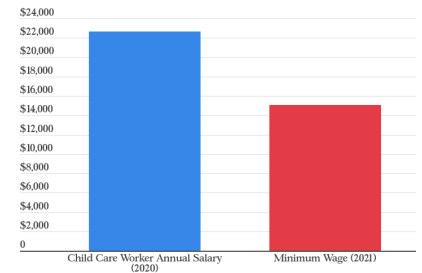
Learn more about the child care supply gap in BPC's report, [Child Care in 25 States](#).

5,560
Number of child care workers in Kansas in 2020

Number of Child Care Workers: 5-Year Trend¹⁷

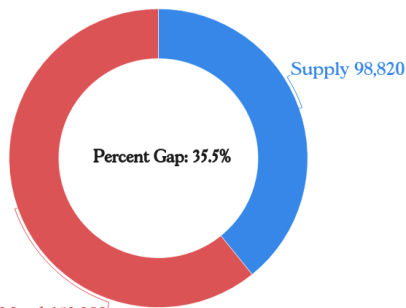


Child Care Worker Annual Salary (2019) \$22,670^{18, 19}



Child Care Supply Gap²³

In Kansas, 153,290 children have the potential need for child care. There is a supply of 98,820 child care slots. The families of 54,470 children do not have access to child care. The child care gap is 35.5% of the potential need (children with working parents).



Adult-to-Child Ratios for Licensed Child Care Centers

	Infant	Young Toddler	Older Toddler	Preschool
Kansas ²⁰	1 to 3	1 to 5	1 to 7	1 to 12
NAEYC's Best Practice ²¹	1 to 4	1 to 4	1 to 6	1 to 10

Kansas Child Care Facility Types²²

Facility Type	Count	Capacity
Child Care Center	630	50,530
Group Day Care Home	1,297	15,550
Head Start Child Care Center	48	1,830
Licensed Day Care Home	2,227	22,250
Preschool	135	3,070
Additional facilities from Office of Head Start	100	3,800
Department of Defense	3	1,780

Endnotes

- 1 U.S. Census Bureau, 2014-2018 American Community Survey (ACS) 5-Year Public Use Micro Sample
- 2 Administration for Children and Families, FY 2019 CCDF State Expenditure Data
- 3 Administration for Children and Families, TANF Financial Data 2019
- 4 Administration for Children and Families, GY 2020 CCDF Allocations (Based on Appropriations)
- 5 Coronavirus Response and Relief Supplemental Appropriations Act (CRRSA) of 2021 Allocations for States and Territories
- 6 The National Institute for Early Education Research, The State of Preschool 2019
- 7 ARPA Supplemental Stabilization and CCDF Discretionary Funding Allocation Tables – States and Territories
- 8 Administration for Children and Families, FY 2019 Head Start State Allocations
- 9 Data not publicly available yet
- 10 Individuals with Disabilities Education Act, Part C
- 11 Individuals with Disabilities Education Act, Section 619, Part B
- 12 Preschool Development Grant Birth-Five
- 13 U.S. Department of Education, Child Care Access Means Parents in School Program
- 14 Child and Adult Care Food Program
- 15 Early Head Start-Child Care Partnerships
- 16 Bureau of Labor Statistics, Occupational Employment Statistics
- 17 Bureau of Labor Statistics, Occupational Employment Statistics
- 18 Bureau of Labor Statistics, Occupational Employment Statistics
- 19 U.S. Department of Labor, Wage and Hour Division, State Minimum Wage Laws
- 20 Kansas Department of Health and Environment, Licensing and Regulation for Child Care Facilities
- 21 National Association for the Education of Young Children
- 22 Bipartisan Policy Center, Child Care in 25 States: What We Know and Don't Know
- 23 Bipartisan Policy Center, Child Care in 25 States: What We Know and Don't Know

