



# Iowa

## Children and Families

There are 234,729 children ages 5 and under in Iowa.

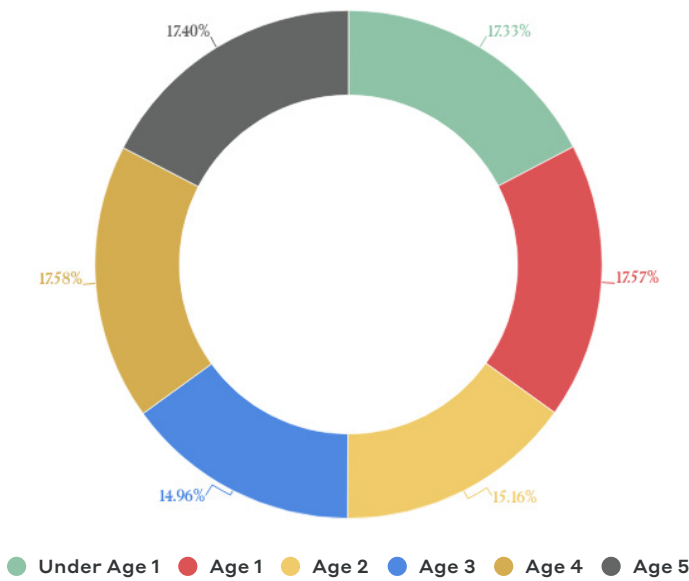
While 73% of children ages 5 and under live in households in which all parents work, 14% of all children in this age group live in families below the poverty line (\$21,960).<sup>1</sup>

**234,729**  
Total number of children ages 5 and under

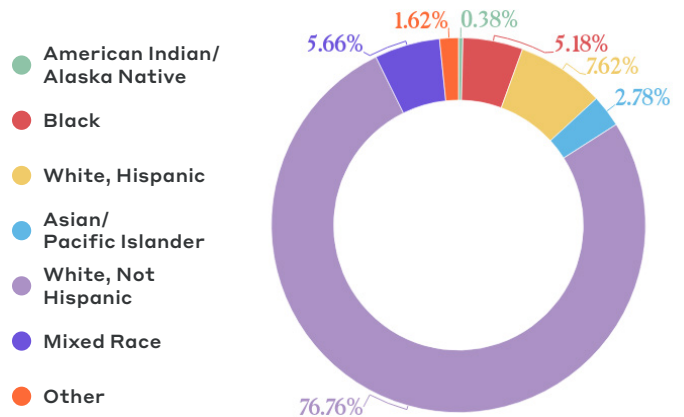
Children by Age	Number of Children	Percent
Under age 1	40,032	17.1%
Age 1	39,756	16.9%
Age 2	38,013	16.2%
Age 3	38,665	16.5%
Age 4	40,395	17.2%
Age 5	37,868	16.1%

**31,889**  
Total number of children living in poverty

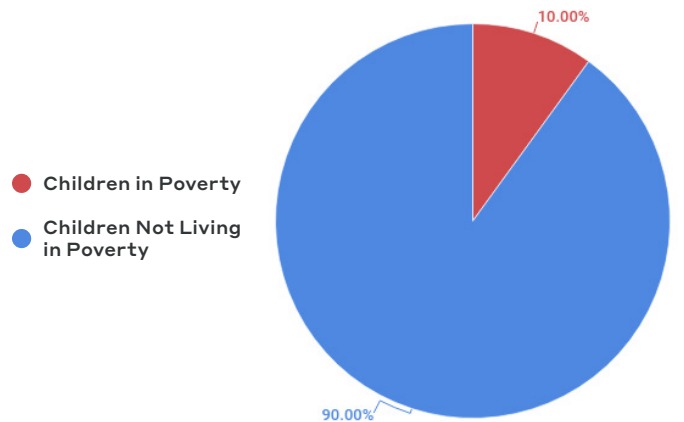
Percent of Children Living in Poverty (31,889) by Age



All Children Ages 5 and Under by Race



Percent of Children With All Parents in the Labor Force (171,147) Living in Poverty



# Child Care Funding

Quality early care and learning programs contribute to both thriving economies and healthy families.

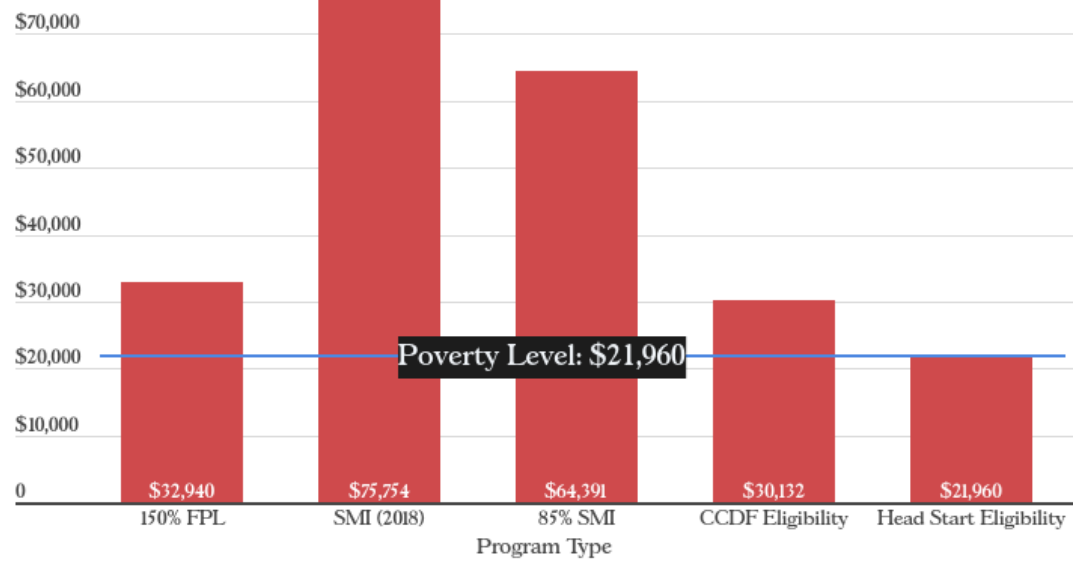
The child care funding landscape is complex and involves several federal and state funding streams, including:

- The Child Care and Development Fund
- The Temporary Assistance for Needy Families program
- State Pre-K
- Head Start
- Early Head Start
- The Individuals with Disabilities Education Act

Allocation and expenditure data for child care funding in Iowa detailed here.

For more information about child care and early learning funding streams, see [BPC's Child Care Toolkit](#).

## Program Eligibility



## \$80,831,593<sup>2</sup>

Total Child Care and Development Fund expenditures in Iowa in 2019

Category	CCDF Mandatory	CCDF Matching	CCDBG Discretionary	State MOE	Total CCDF Funds
Federal Expenditure	\$8,023,769	\$15,779,337	\$41,399,625	N/A	\$65,202,731
State Expenditure	N/A	\$10,550,276	N/A	\$15,356,947	\$33,513,981
<b>Total Expenditure</b>	<b>\$8,023,769</b>	<b>\$26,329,613</b>	<b>\$41,399,625</b>	<b>\$15,356,947</b>	<b>\$80,831,593</b>

## \$55,616,085<sup>3</sup>

Total Temporary Assistance for Needy Families expenditures on child care in Iowa in 2019

Category	Federal Expenditures	State Expenditures	Total
TANF Transferred to CCDF	\$26,205,412	N/A	\$26,205,412
TANF Spent Direct on Child Care	\$22,020,297	\$7,390,376	\$29,410,673
TANF Spent Directly on Pre-K/Head Start	--	--	\$0
<b>Total TANF Funds</b>	<b>\$48,225,709</b>	<b>\$7,390,376</b>	<b>\$55,616,085</b>

# Iowa Shared Visions, Iowa Statewide Voluntary Preschool, Program<sup>6</sup>

**\$89,752,273**

Total state Pre-K spending (FY2019)

**28,009**

Number of children served (2018–2019)

**\$3,204**

State spending per child enrolled (2018–2019)

## Child Care and Development Fund 2020 Allocations<sup>4</sup>

Category	Total
Federal CCDF Allocations	\$76,068,496
2020 CARES Act CCDBG Supplemental	\$31,899,093
<b>Total 2020 CCDF Allocations</b>	<b>\$107,967,589</b>

**\$94,862,531<sup>5</sup>**

Total allocations from the **Coronavirus Response and Relief Supplemental Appropriations Act of 2021** in Iowa

## American Rescue Plan Act of 2021<sup>7</sup>

Category	Amount
ARPA CCDF Discretionary	\$141,985,752
ARPA Stabilization	\$227,550,820
<b>Total ARP Allocations</b>	<b>\$369,536,572</b>

## Additional Funding Streams FY2020 Allocations

Category	Amount
Head Start <sup>8</sup>	\$79,245,564
Early Head Start <sup>9</sup>	--
IDEA Part C, FY2019 <sup>10</sup>	\$4,422,987
IDEA Part B, Section 619, FY2019 <sup>11</sup>	\$4,092,406
Preschool Development Grant, B-5 Renewal Grants, 2019–2022 <sup>12</sup>	--
Child Care Access Means Parents in School Program, FY2019 <sup>13</sup>	\$451,529
Child and Adult Food Program, FY2019 <sup>14</sup>	\$25,060,713
Early Head Start-Child Care Partnerships <sup>15</sup>	--

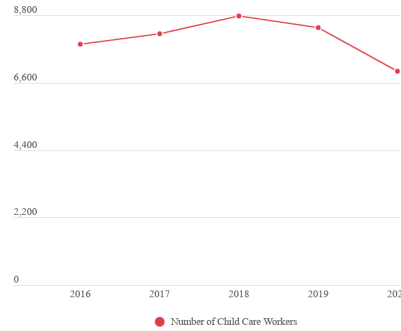
# Child Care Providers

In 2020, there were 6,980 child care workers in Iowa. This is a 17% decline in the number of child care workers from 2019 and a 11% decline since 2016. In 2020, the annual mean salary for child care workers was \$22,260.<sup>16</sup> In Iowa, 15% of young children do not have access to formal child care.

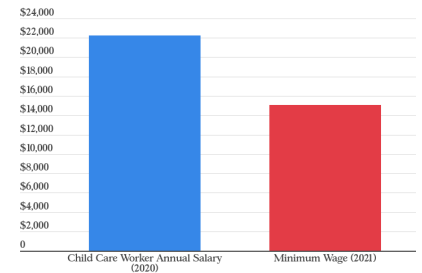
Learn more about the child care supply gap in BPC's report, [Child Care in 25 States](#).

**6,980**  
Number of child care workers in Iowa in 2020

**Number of Child Care Workers: 5-Year Trend<sup>17</sup>**

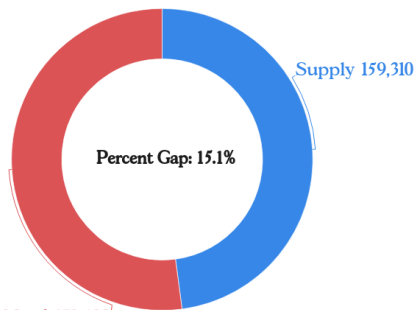


**Child Care Worker Annual Salary (2019) \$22,260<sup>18, 19</sup>**



## Child Care Supply Gap<sup>23</sup>

In Iowa, 173,400 children have the potential need for child care. There is a supply of 159,310 child care slots. The families of 14,090 children do not have access to child care. The child care gap is 15.1% of the potential need (children with working parents).



## Adult-to-Child Ratios for Licensed Child Care Centers

	Infant	Young Toddler	Older Toddler	Preschool
Iowa <sup>20</sup>	1 to 4	1 to 4	1 to 6	1 to 12
NAEYC's Best Practice <sup>21</sup>	1 to 4	1 to 4	1 to 6	1 to 10

## Iowa Child Care Facility Types<sup>22</sup>

Facility Type	Count	Capacity
Licensed Center	1,529	129,870
Non-Registered Child Care Home	150	750
Registered Child Development Home A	635	5,080
Registered Child Development Home B	1,359	16,310
Registered Child Development Home C	282	4,510
Registered Child Development Home C1	276	2,210
Additional facilities from Office of Head Start	32	560

# Endnotes

- 1 U.S. Census Bureau, 2014-2018 American Community Survey (ACS) 5-Year Public Use Micro Sample
- 2 Administration for Children and Families, FY 2019 CCDF State Expenditure Data
- 3 Administration for Children and Families, TANF Financial Data 2019
- 4 Administration for Children and Families, GY 2020 CCDF Allocations (Based on Appropriations)
- 5 Coronavirus Response and Relief Supplemental Appropriations Act (CRRSA) of 2021 Allocations for States and Territories
- 6 The National Institute for Early Education Research, The State of Preschool 2019
- 7 ARPA Supplemental Stabilization and CCDF Discretionary Funding Allocation Tables – States and Territories
- 8 Administration for Children and Families, FY 2019 Head Start State Allocations
- 9 Data not publicly available yet
- 10 Individuals with Disabilities Education Act, Part C
- 11 Individuals with Disabilities Education Act, Section 619, Part B
- 12 Preschool Development Grant Birth-Five
- 13 U.S. Department of Education, Child Care Access Means Parents in School Program
- 14 Child and Adult Care Food Program
- 15 Early Head Start-Child Care Partnerships
- 16 Bureau of Labor Statistics, Occupational Employment Statistics
- 17 Bureau of Labor Statistics, Occupational Employment Statistics
- 18 Bureau of Labor Statistics, Occupational Employment Statistics
- 19 U.S. Department of Labor, Wage and Hour Division, State Minimum Wage Laws
- 20 Iowa Department of Human Services, Child Care Centers and Preschools Licensing Standards and Procedures
- 21 National Association for the Education of Young Children
- 22 Bipartisan Policy Center, Child Care in 25 States: What We Know and Don't Know
- 23 Bipartisan Policy Center, Child Care in 25 States: What We Know and Don't Know

