

Health Care Policy in the Election Year

Robert J. Blendon
Professor Emeritus
Harvard T.H. Chan School of Public Health

Presentation and Background Tables
Bipartisan Policy Center
January 17, 2024

CHART 1: MOOD OF THE COUNTRY

PRRI

Date: October 25, 2023

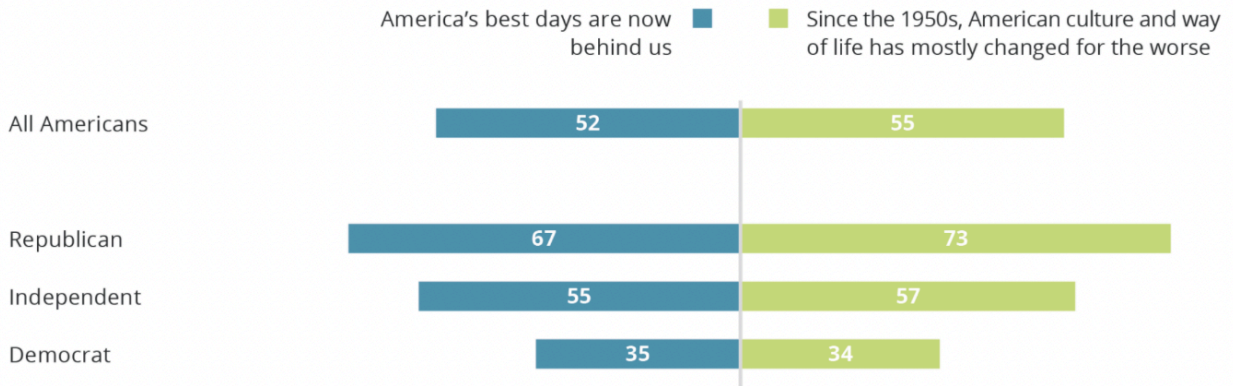
Title: Threats to American Democracy Ahead of an Unprecedented Presidential Election

URL:

<https://www.pri.org/research/threats-to-american-democracy-ahead-of-an-unprecedented-presidential-election/>

FIGURE 1. Pessimism About the State of the Country, by Party, Religion, and Residence

Percent who say:

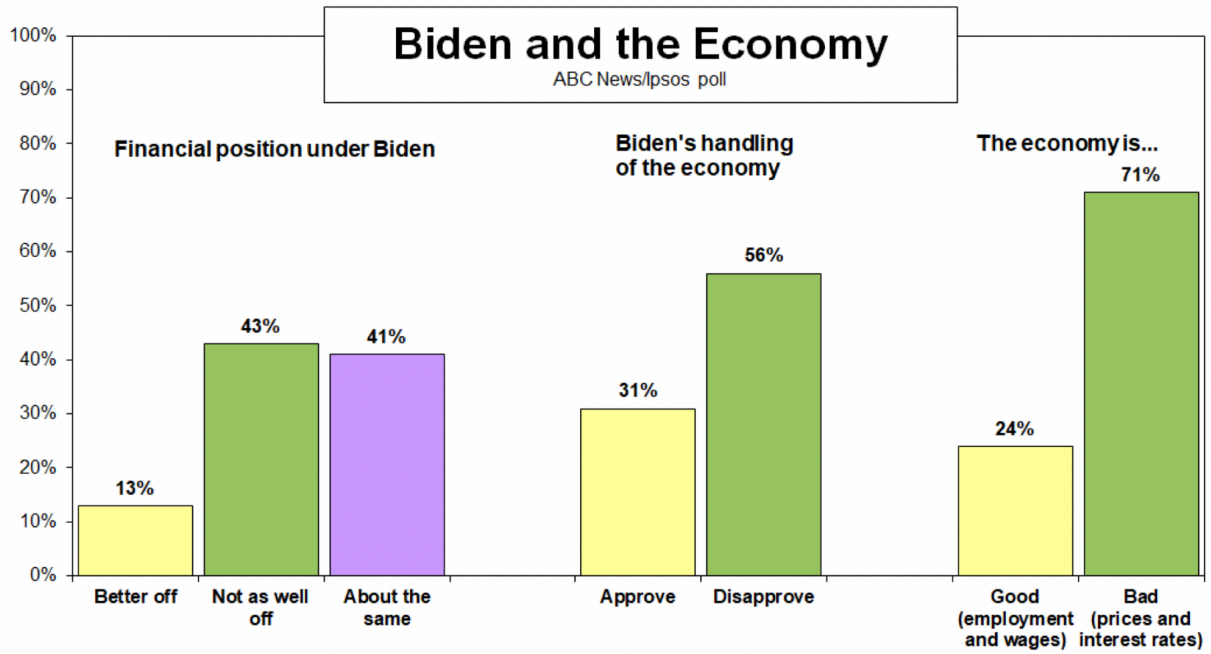


ABC News/WashingtonPost

Date: January 14, 2024

Title: Biden and the Economy

URL: <https://www.langerresearch.com/wp-content/uploads/1231a2IntotheElection-.pdf>



The Economist/YouGov

Date: January 7-9, 2024

Title: Do You Think the Economy Is Getting Better or Worse?

URL: https://d3nkl3psvxxpe9.cloudfront.net/documents/econTabReport_wOkNqe4.pdf

The Economist/YouGov Poll January 7 - 9, 2024 - 1593 U.S. Adult Citizens

49. Best Economic Indicator

For you personally, which of the following do you consider the best measure of how the national economy is doing?

	Gender			Race			Age			
	Total	Male	Female	White	Black	Hispanic	18-29	30-44	45-64	65+
The stock market index	7%	8%	6%	8%	7%	5%	12%	6%	6%	6%
The unemployment rate and job reports	15%	17%	13%	14%	13%	18%	16%	17%	14%	13%
The prices of goods and services you buy	55%	51%	59%	58%	48%	48%	46%	47%	57%	70%
Your personal finances	10%	12%	8%	9%	11%	14%	11%	12%	10%	7%
Don't know	13%	11%	15%	11%	20%	15%	15%	18%	13%	4%
Totals	100%	99%	101%	100%	99%	100%	100%	100%	100%	100%
Unweighted N	(1,592)	(714)	(878)	(979)	(220)	(231)	(297)	(289)	(550)	(456)

	Total	Reg	2020 Vote		Party ID			Ideology		
		Voters	Biden	Trump	Dem	Ind	Rep	Lib	Mod	Con
The stock market index	7%	7%	7%	5%	9%	5%	7%	8%	8%	7%
The unemployment rate and job reports	15%	16%	24%	7%	22%	12%	11%	25%	13%	9%
The prices of goods and services you buy	55%	58%	49%	69%	47%	57%	62%	44%	57%	66%
Your personal finances	10%	10%	9%	11%	11%	10%	10%	13%	9%	10%
Don't know	13%	9%	10%	7%	11%	16%	11%	10%	14%	8%
Totals	100%	100%	99%	99%	100%	100%	101%	100%	101%	100%
Unweighted N	(1,592)	(1,416)	(556)	(539)	(586)	(554)	(452)	(444)	(509)	(522)

Gallup

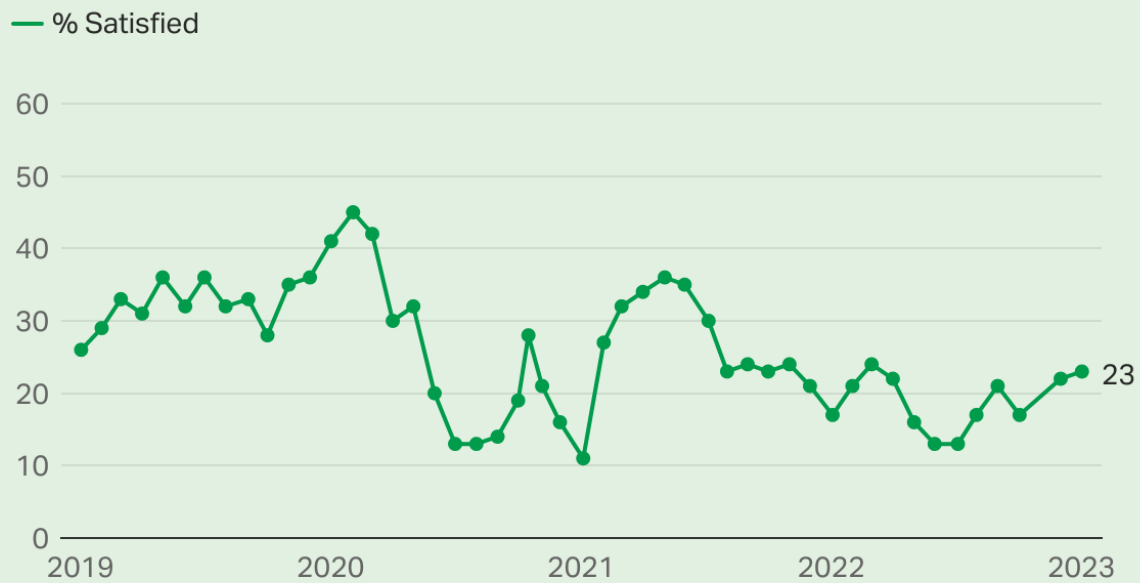
Date: January 31, 2023

Title: Americans' Satisfaction With the Way Things Are Going in the US

URL: <https://news.gallup.com/poll/469070/americans-dissatisfaction-nation-eases-high.aspx>

Americans' Satisfaction With the Way Things Are Going in the U.S., Recent Trend

In general, are you satisfied or dissatisfied with the way things are going in the United States at this time?



GALLUP

CHART 2: CONCERNS WITH INFLATION

The Center Square

Date: Mid-October, 2023

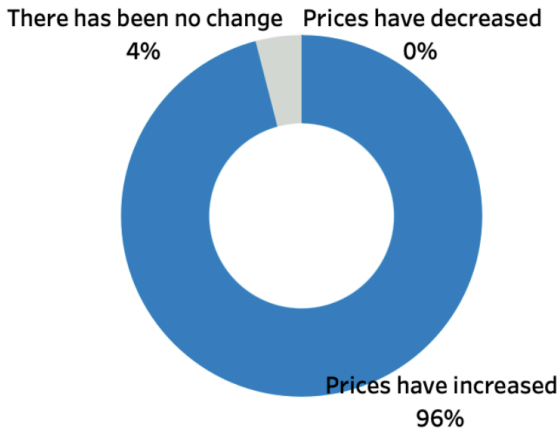
Title: Are You Concerned About Inflation?

URL: https://www.thecentersquare.com/voters_voice_poll/

QUESTION:

Are you concerned about INFLATION?

Over the last few years, have you noticed any changes in the price of goods and services that you frequently purchase?



QUESTION:

Where have you seen INFLATION?

Which of the following goods, services, or costs have noticeably increased?

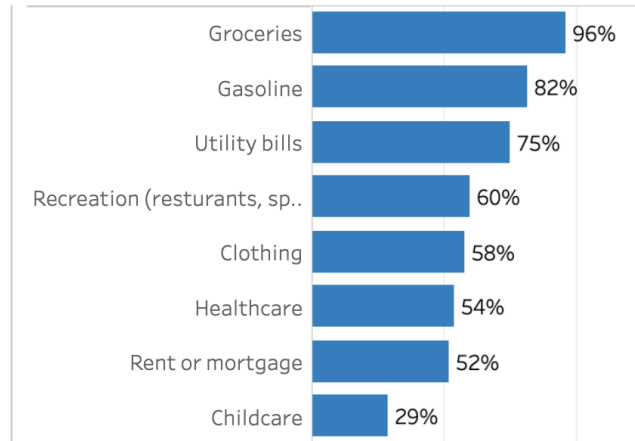


CHART 3: TOP ELECTION ISSUES

YouGov/The Economist/Yahoo

Date: January 2024; July 2023

Title: Very Important Issues

URL: https://d3nk13psvxxpe9.cloudfront.net/documents/econTabReport_wOkNqe4.pdf

https://d3nk13psvxxpe9.cloudfront.net/documents/20230717_yahoo_tabs.pdf

Issue Importance Out of 16 Issues - Very Important

Issue	Total (%)
Inflation (Food, Housing, Consumer Goods)	75
Jobs and Economy	69
Healthcare	69
National Security	66
Crime	63
Taxes and Government Spending	62
Education	62
Democracy	61

*Economist/YouGov, January 7-9, 2024

†Yahoo/YouGov, July 2023

Additional Notes:

For Republicans, “immigration” is an important issue.

For Democrats, “climate change and the environment” is an important issue.

Ipsos

Date: December 2023

Title: Will Vote Based on Which Candidate or Party Will Have the Biggest Positive Impact on the Economy or My Personal Financial Situation

URL:

<https://www.ipsos.com/sites/default/files/ct/news/documents/2023-12/Reuters%20Ipsos%20Large%20Sample%20Survey%20%236%20Topline%2012%2013%202023.pdf>

Q3158BY23. How much do you agree or disagree with the following statements? - Top 2 Box Summary

	Total (N=4,411)	Republican (N=1,689)	Democrat (N=2,050)	Independents (N=481)
I will vote based on which candidate or party will have the biggest positive impact on the economy or my personal financial situation	73%	81%	74%	69%

CHART 4: ABORTION IS A PERSONAL VOTING ISSUE

Gallup

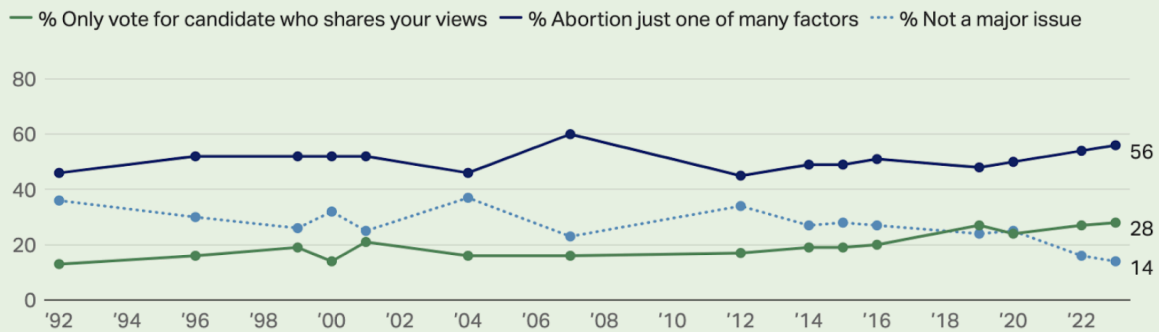
Date: June 21, 2023

Title: Abortion Remains a Potent Issue for Pro-Choice Voters

URL: <https://news.gallup.com/poll/507527/abortion-remains-potent-issue-pro-choice-voters.aspx>

Importance of Abortion Issue to Registered Voters

Thinking about how the abortion issue might affect your vote for major offices, would you -- [only vote for a candidate who shares your views on abortion (or) consider a candidate's position on abortion as just one of many important factors (or) not see abortion as a major issue]?



Based on registered voters
1996 and 2004 results are annual averages

NYT/Gallup

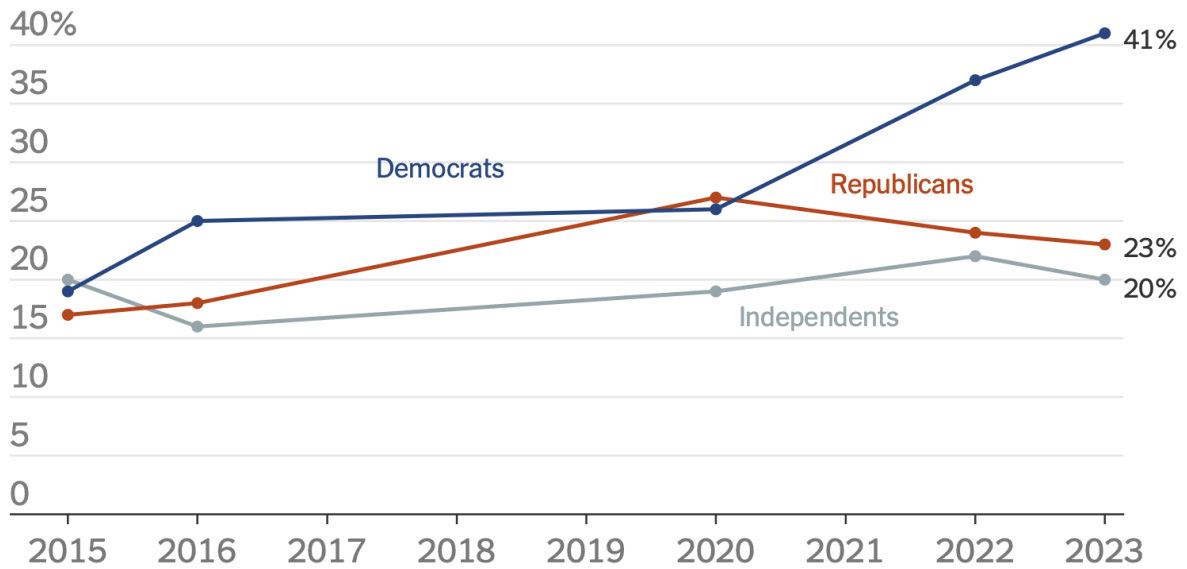
Date: June 23, 2023

Title: How a Year Without Roe Shifted American Views on Abortion

URL: <https://www.nytimes.com/2023/06/23/us/roe-v-wade-abortion-views.html>

For More Democrats, Abortion Is a Litmus Test

Those who say they will vote only for a candidate who shares their view on abortion



Source: Gallup • By Molly Cook Escobar

CHART 5: TOP HEALTHCARE AND HEALTH ISSUES

KFF

Date: October 31 - November 7, 2023

Title: Affordability of Health Care Among the Most Important for Candidates to Discuss

URL:

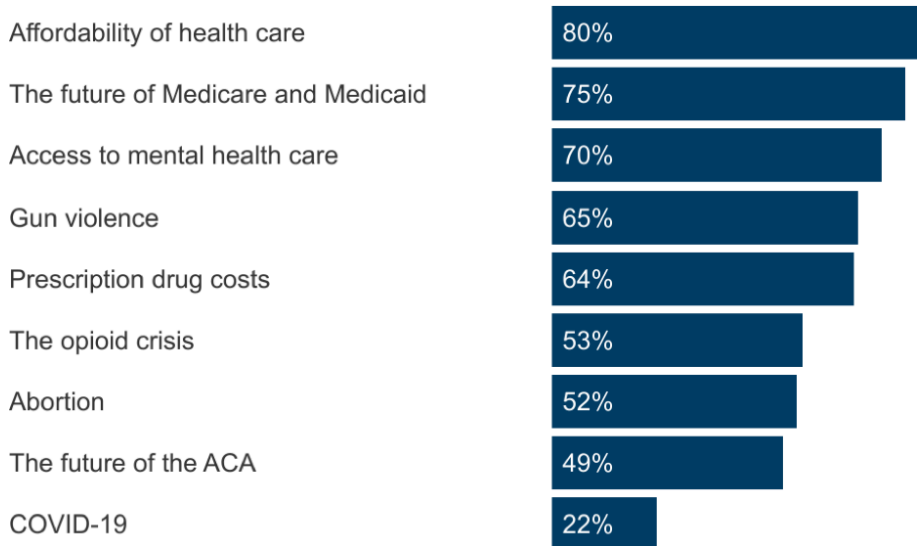
<https://www.kff.org/report-section/kff-health-tracking-poll-november-2023-health-care-issues-merge-as-important-topics-on-2024-campaign-trail-findings/>

Figure 1

Affordability Of Health Care Among The Most Important For Candidates To Discuss

Among voters:

Percent who say each of the following is **very important** for 2024 presidential candidates to talk about:



NOTE: Among registered voters. See topline for full question wording.
SOURCE: KFF Health Tracking Poll (Oct. 31-Nov. 7, 2023)

KFF

Axios-Ipsos

Date: August 17, 2023

Title: Amid Recent Uptick in Cases, Americans Now Less Convinced the COVID Pandemic Is Over

Link: <https://www.ipsos.com/en-us/axios-ipsos-american-health-index>

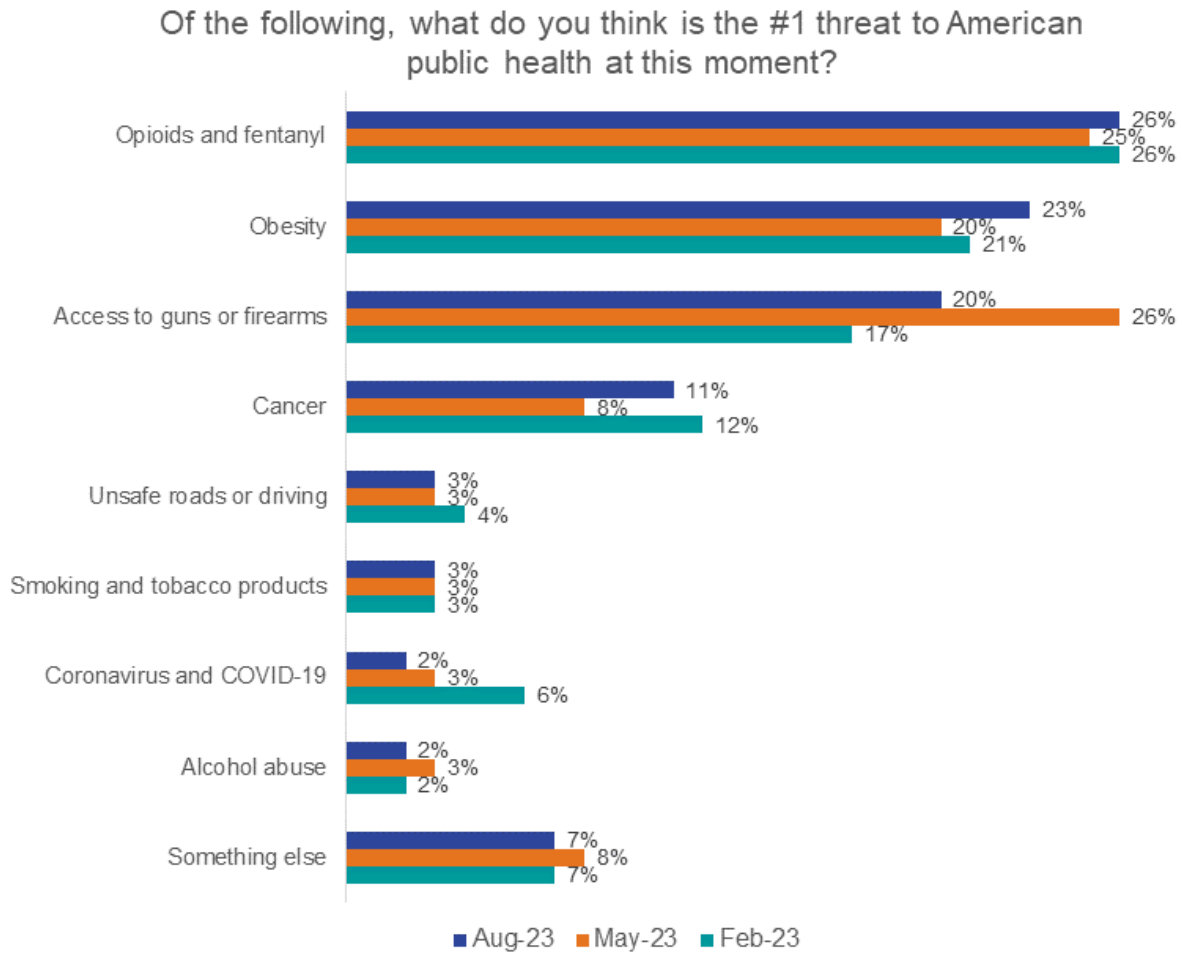


CHART 6: ROLE OF THE GOVERNMENT IN SOLVING PROBLEMS

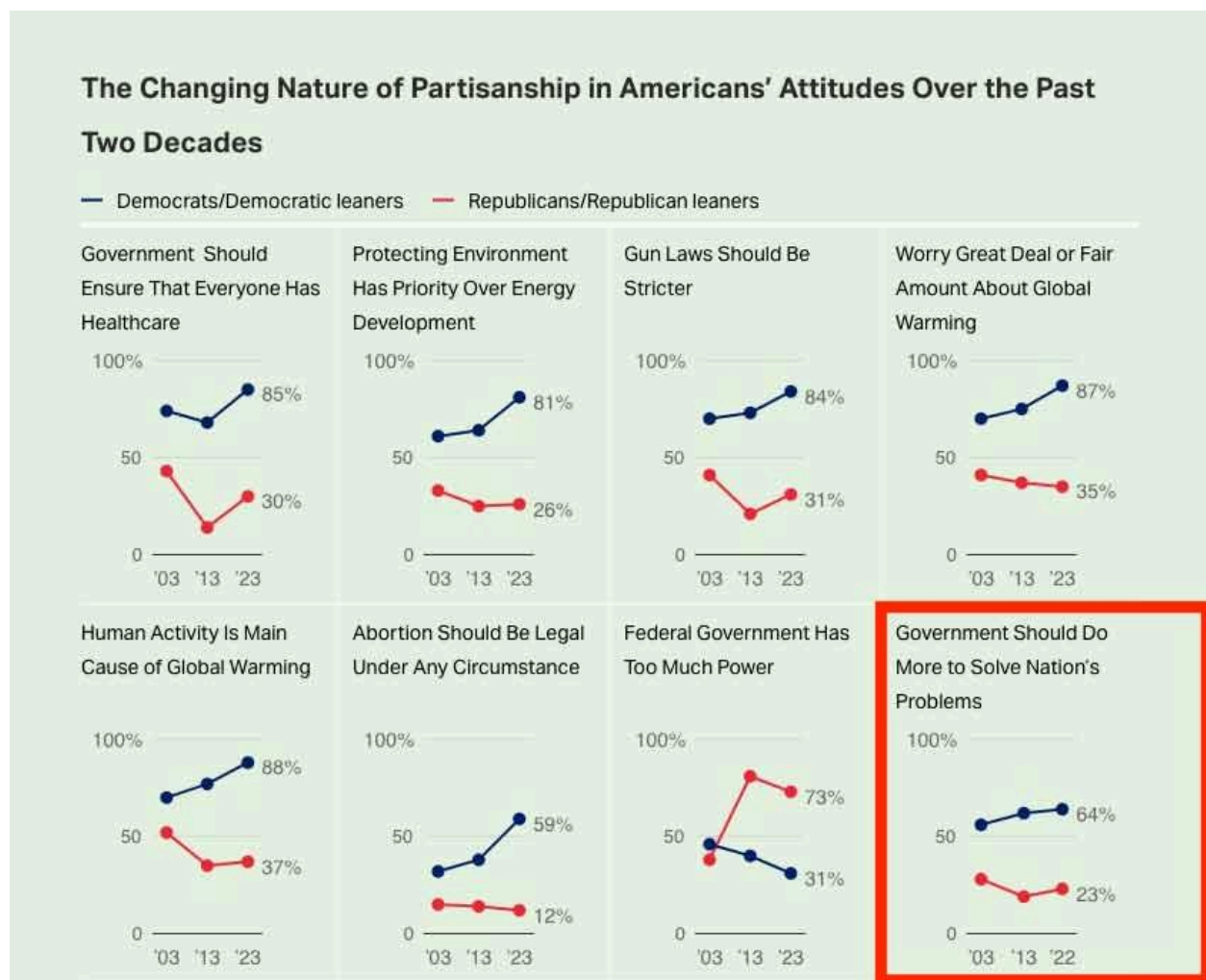
Gallup

Date: August 7, 2023

Title: Update: Partisan Gaps Expand Most on Government Power, Climate

URL:

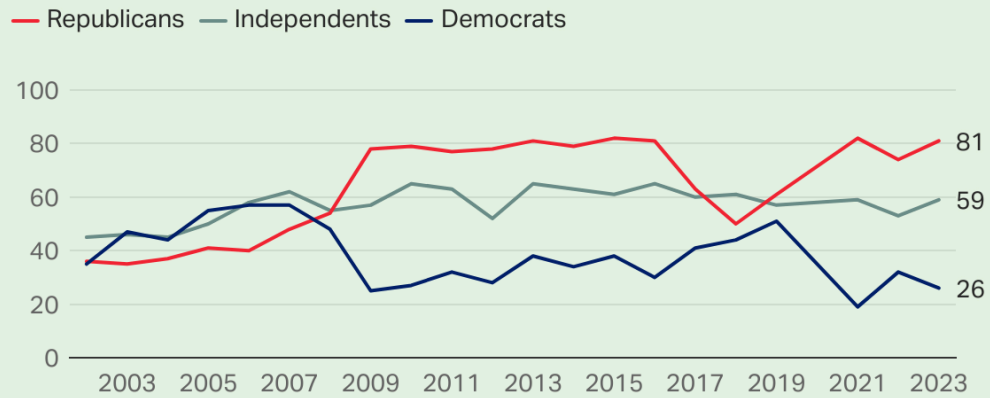
<https://news.gallup.com/poll/509129/update-partisan-gaps-expand-government-power-climate.aspx>



Views That the Federal Government Has Too Much Power, by Party ID

Do you think the federal government today -- [has too much power, has about the right amount of power, or has too little power]?

% Too much power



Trend from surveys conducted in September of each year

GALLUP

CHART 7: FEDERAL SPENDING

AP-NORC

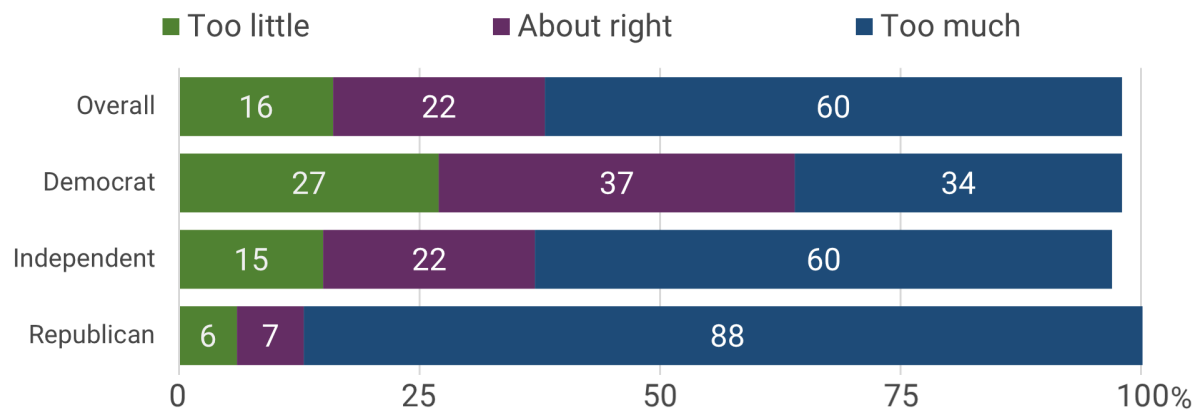
Date: October 2023

Title: Do You Think the Government Is Spending Too Much, Too Little, or Right Amount?

URL: <https://apnorc.org/wp-content/uploads/2023/10/Topline-Govt-shutdown-1.pdf>

Most think the government is overspending.

Percent of adults



Questions: Overall, do you think the U.S. government is spending too much, too little, or the right amount?

Source: AP-NORC poll conducted March 16-20, 2023, with 1,081 adults age 18 and older nationwide.

CHART 8: FEDERAL GOVERNMENT IS DOING TOO MUCH TO SOLVE PROBLEMS OR NOT

Gallup

Date: October 24, 2023

Title: Partisans' Views of the Amount Government Is Doing

URL: <https://news.gallup.com/poll/512900/public-firm-view-government-doing-powerful.aspx>

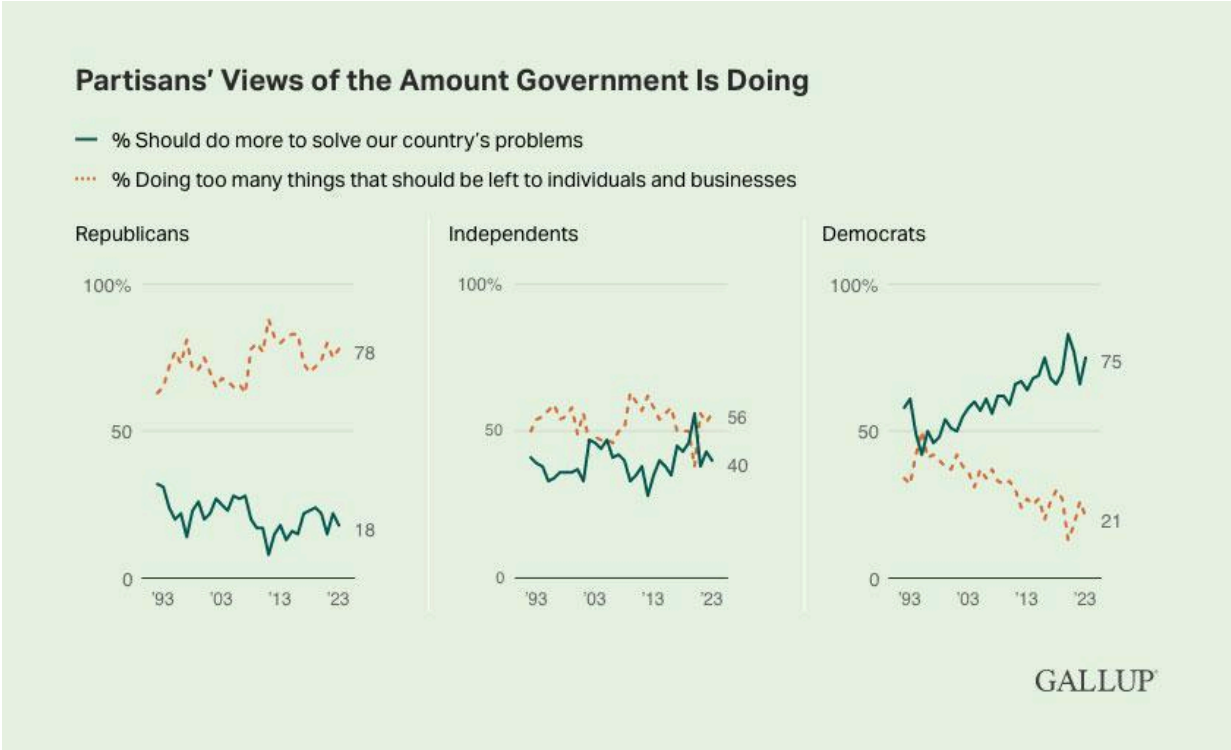


CHART 9: THE STATES

Pew

Date: September 19, 2023

Title: Americans' Dismal Views of the Nation's Politics

URL:

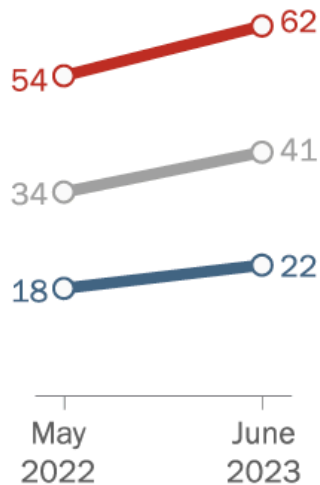
<https://www.pewresearch.org/politics/2023/09/19/americans-dismal-views-of-the-nations-politics>

/

Democrats worry that personal rights may vary by state, Republicans that the federal government is doing too much on issues better left to the states

% who say they are extremely/very concerned about ...

**The federal government
doing too much on issues
better left to states**



Source: Survey of U.S. adults conducted June 5-11, 2023.
"Americans' Dismal Views of the Nation's Politics"

PEW RESEARCH CENTER

CHART 10: UNIVERSAL COVERAGE

Gallup

Date: August 7, 2023

Title: Update: Partisan Gaps Expand Most on Government Power, Climate

URL:

<https://news.gallup.com/poll/509129/update-partisan-gaps-expand-government-power-climate.aspx>

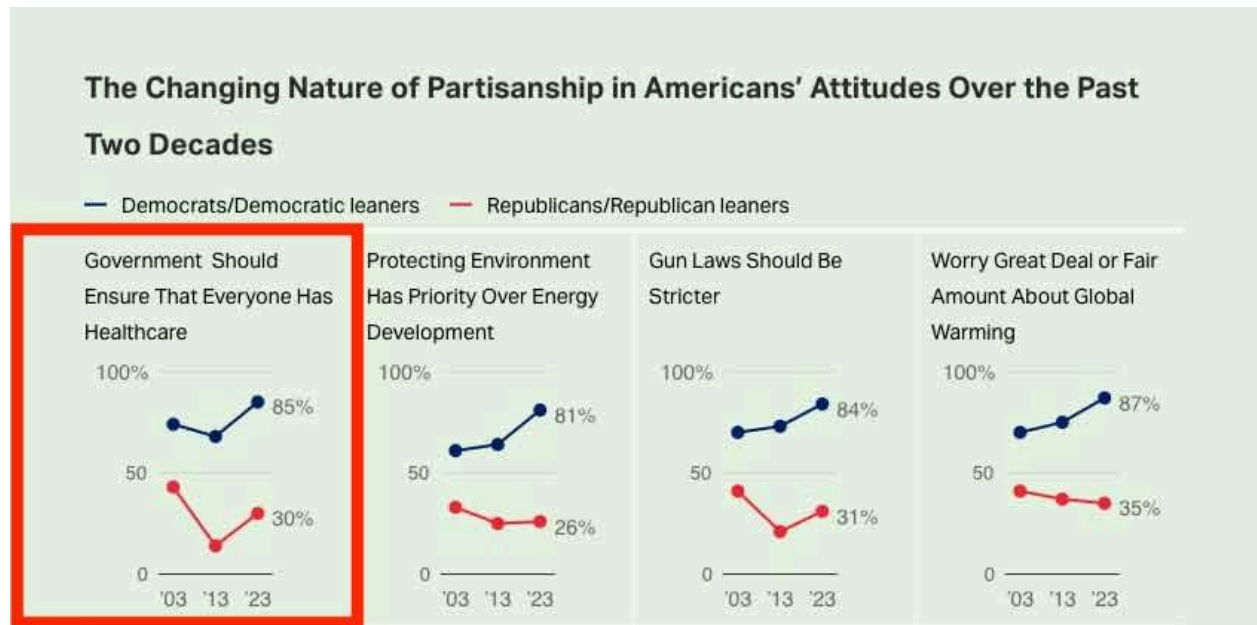


CHART 11: VIEWS OF THE ACA

Morning Consult

Date: December 6, 2023

Title: Obamacare Has Become Even More Popular Over Biden's Presidency

URL: <https://pro.morningconsult.com/analysis/obamacare-polling-popularity>

1 in 3 Voters Would at Least Partially Repeal Obamacare

Shares of voters who said the Affordable Care Act should be ...

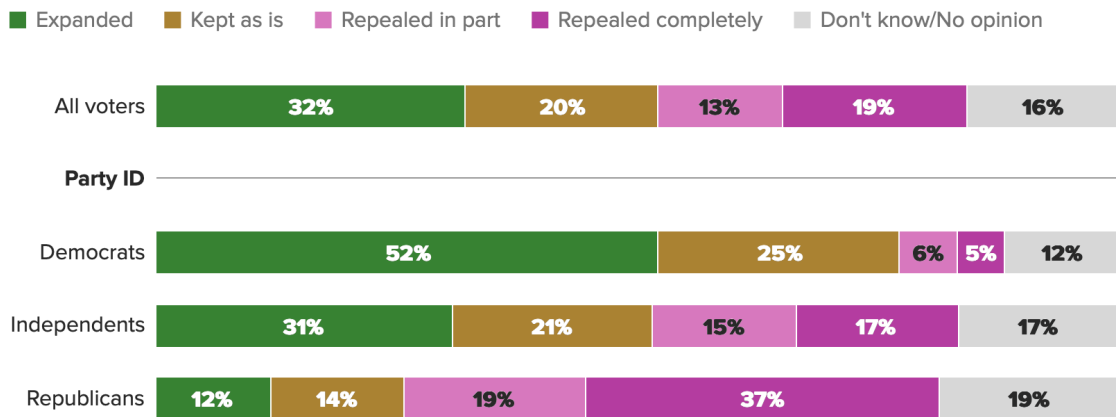


CHART 12: CONFIDENCE IN PUBLIC HEALTH

Gallup

Date: October 12, 2023

Title: Poll: Government Agency Ratings Remain Largely Negative

URL:

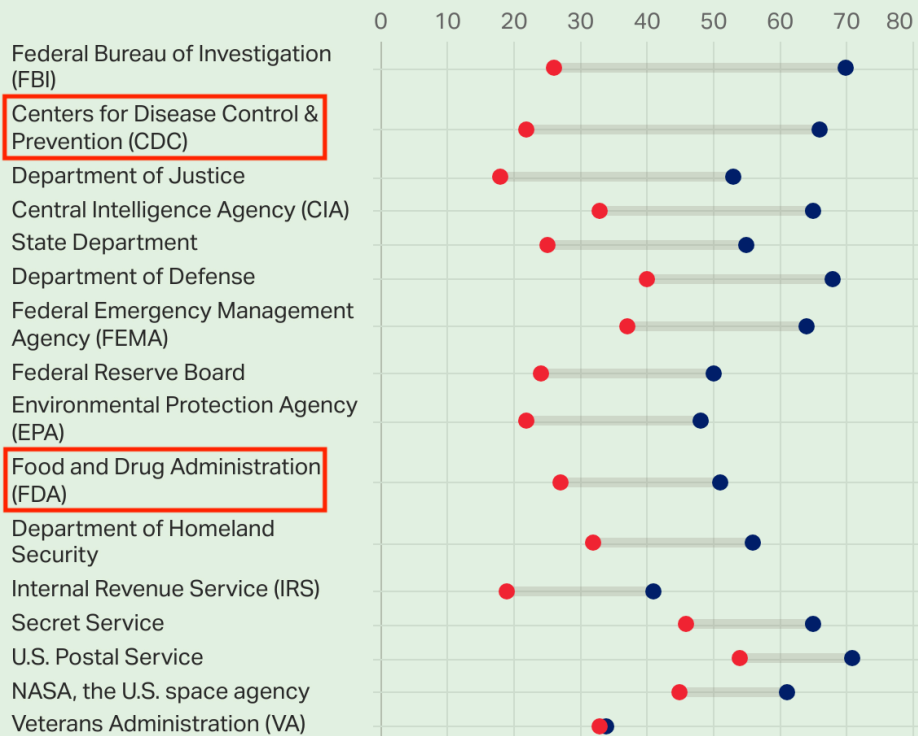
<https://news.gallup.com/poll/512585/government-agency-ratings-remain-largely-negative.aspx>

Partisans Differ Most on Ratings of FBI, CDC and Least on Veterans Administration

How would you rate the job being done by each -- excellent, good, only fair or poor?

% Excellent/Good

● Democrat/Democratic-leaning independent ● Republican/Republican-leaning independent



Sept. 1-23, 2023

GALLUP

Morning Consult

Date: January 19, 2023

Title: Democrats, Older Americans Are More Likely to Trust Public Health Institutions to Manage a Future Pandemic

URL:

<https://pro.morningconsult.com/trend-setters/end-of-covid-public-health-emergency-survey>

Note: 55% of U.S. adults said they trust public health institutions to manage a potential future pandemic considering how the COVID-19 crisis was handled.

Democrats, Older Americans Are More Likely to Trust Public Health Institutions to Manage a Future Pandemic

Demographic profile of U.S. adults who said they trust public health institutions “a lot” to manage a potential future pandemic and those who said “not at all”

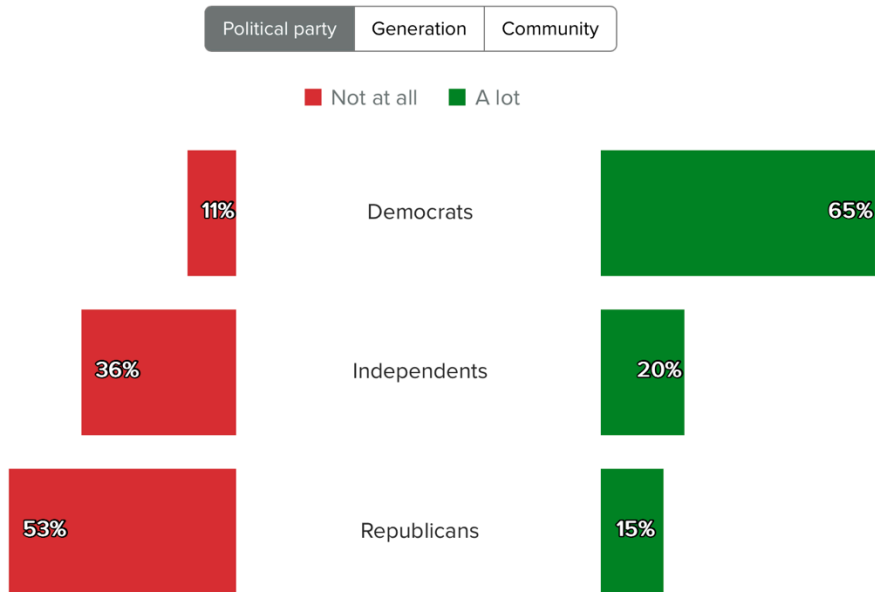


CHART 13: EQUITY CONCERNS

PRRI

Date: October 25, 2023

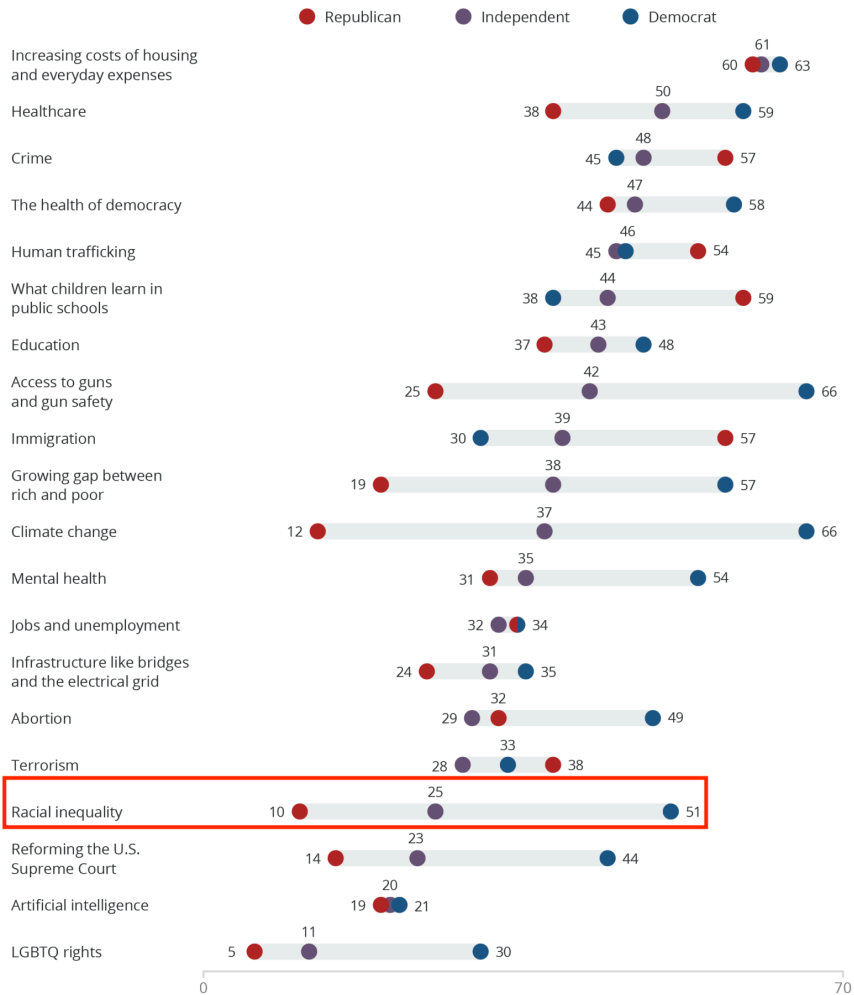
Title: Threats to American Democracy Ahead of an Unprecedented Presidential Election

URL:

<https://www.pri.org/research/threats-to-american-democracy-ahead-of-an-unprecedented-presidential-election/>

FIGURE 4. Critical Issues, by Party Affiliation

Percent who think the following are critical issues:



Source: PRRI American Values Survey, 2023.

CHART 14: MEDICARE IS POPULAR

YouGov

Date: February 8, 2023

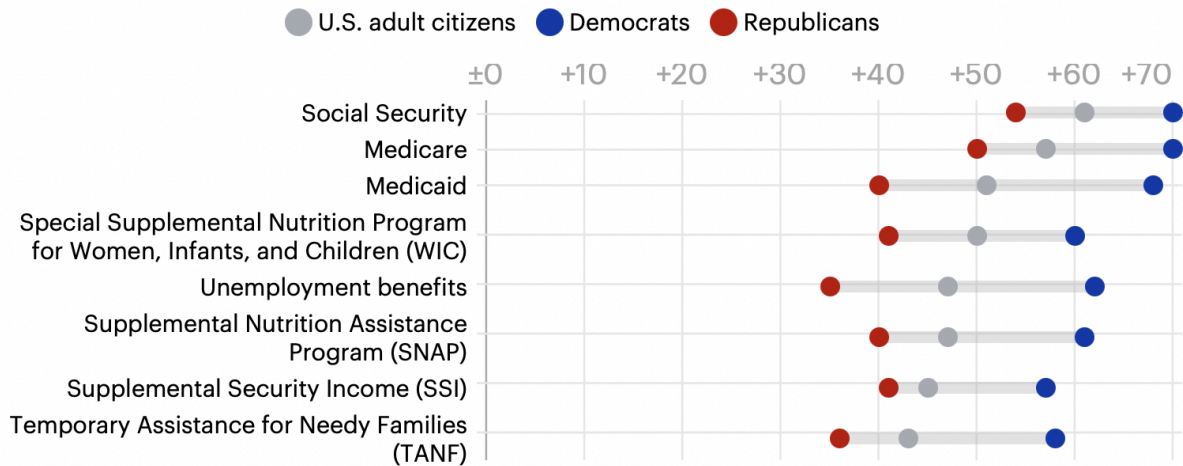
Title: How Americans Evaluate Social Security, Medicare, and Six Other Entitlement Programs

URL:

https://today.yougov.com/politics/articles/45187-americans-evaluate-social-security-medicare-poll?redirect_from=%2Ftopics%2Fpolitics%2Farticles-reports%2F2023%2F02%2F08%2Famericans-evaluate-social-security-medicare-poll

Net favorability of 8 entitlement programs in the U.S.

Do you have a favorable or unfavorable opinion of the following programs in the United States? (Displaying the percentage point difference between the share who say they strongly or somewhat support each policy and the share who say they strongly or somewhat oppose it. People who say they are not sure are not included in the calculation.)



YouGov

January 5 - 9, 2023

CHART 15: MEDICARE - PEOPLE DON'T WANT TO CUT IT

YouGov

Date: February 8, 2023

Title: How Americans Evaluate Social Security, Medicare, and Six Other Entitlement Programs

URL:

https://today.yougov.com/politics/articles/45187-americans-evaluate-social-security-medicare-poll?redirect_from=%2Ftopics%2Fpolitics%2Farticles-reports%2F2023%2F02%2F08%2Famericans-evaluate-social-security-medicare-poll

How Democrats and Republicans view funding for eight government programs

Thinking about the following U.S. program, do you believe they should be given more or less funding? (%)

