

UNDERSTANDING NATIVE AMERICAN PARENTS CHILD CARE NEEDS

DECEMBER 2021

BACKGROUND + METHODOLOGY

BACKGROUND

The research conducted by Morning Consult on behalf of the Bipartisan Policy Center seeks to understand current use of and demand for child care among Native American parents. Specific research objectives include:

1. *Understand resource available to parents in their community, including accessibility of child care providers in rural communities*
2. *Understand impact of access to child care, including ability to work*
3. *Understand factors top-of-mind as Native American parents consider a child care arrangement, including measuring their current child care arrangement compared to their preferred child care arrangement.*

AUDIENCE

Survey respondents were screened on personally and/or their spouse/partner claiming American Indian/Alaska Native blood, having a child at home under the age of 12, and having at least one parent in the household employed.

For simplicity, throughout the report, this audience is referenced as ‘Native American parents.’

METHODOLOGY

The survey was conducted from October 5-November 17, 2021 among a sample of 250 Native American parents with children under the age of 12. In addition to online panels, client contact lists were utilized to reach this audience. The interviews were conducted online. Results from the full survey have a margin of error of plus or minus 6 percentage points.

BACKGROUND

PARENT SURVEY SERIES

BPC and Morning Consult have conducted a series of parent surveys to understand parents’ need and preferences for child care.



Parent Survey Series: <https://bipartisanpolicy.org/blog/parent-survey-resource-center/>

KEY FINDINGS

Native American Parents

- 1** Child care is impacting Native American parents' ability to work.

 - Three in four (77%) Native American parents who have someone in their household not working say child care responsibilities influenced their decision to not work, including 64% who said this *significantly influenced* their decision.
 - Half of Native American parents who have someone in their household not working (51%) say not working was not out of personal choice.
 - Additionally, a majority of employed Native American parents (53%) say child care responsibilities have impacted their ability to work over the past month.
- 2** COVID-19 caused child care providers to close and providers are experiencing employee shortages.

 - A fifth of Native American parents (18%) say the child care arrangement they used prior to the pandemic is closed, and among those using a formal child care arrangement, half (55%) say their child care provider is experiencing employee shortages.
 - In an open end, Native American parents living on a tribal land referenced the impact of COVID-19 as a barrier to accessing child care.
- 3** Native American parents rely on family for their child care needs.

 - In an emergency, three quarters (76%) of Native American parents would rely on family for child care.
 - For child care, 21% of Native American parents currently rely on family members to care for their youngest child, and this percentage is even higher among single parent households (30%) or those not enrolled in a tribe (32%).
 - If child care were free, 15% of Native American parents say their preferred child care arrangement would be a relative.
- 4** Native American parents are most likely to be personally providing care for their child.

 - A third (31%) say they or their spouse/partner provide care for their child, while 19% say this is their preferred type of care.
 - Among those currently using an informal child care arrangement, 32% say personally providing care is their preferred child care arrangement.
- 5** There is a preference among Native American parents for tribally-operated or sponsored child care.

 - Native American parents are more likely to prefer using a tribally-operated child care arrangement than they are currently using this type of arrangement (41% prefer vs. 21% currently using).
- 6** Native American parents rely on financial assistance for their household and child care expenses.

 - Two thirds (68%) of Native American parents have received public assistance in some form over the past 6 month, including a third (36%) who have received assistance through SNAP and 25% through WIC.
 - Additionally, 21% of Native American parents receive financial assistance to pay for child care.

NATIVE AMERICAN PARENTS NOT LIVING ON TRIBAL LAND

PROFILE SUMMARY OF SURVEYED NATIVE AMERICAN PARENTS NOT LIVING ON TRIBAL LAND*

- Two in three (66%) have received financial assistance over the past 6 months, including 36% who received food stamps. Additionally, 12% receive government assistance for child care expenses.
- Over 3 in 5 live within 10 miles of a child care program (64%) and elementary school (78%), including 56% who live within 5 miles of an elementary school.
- Most likely to say they or their spouse/partner are providing child care for their youngest child (32%), while about 1 in 5 are using a tribally-operated (18%), non-tribally operated (21%), or relative (20%) as their child care provider. A third (37%) need child care in non-traditional work hours.
- Tribally-operated child care is the preferred arrangement; 39% say if child care were free they would most prefer this type of arrangement, while 22% would prefer a non-tribally operated arrangement, and a fifth would prefer a parent (20%) or relative (15%) to provide child care.

CHILD CARE ARRANGEMENTS

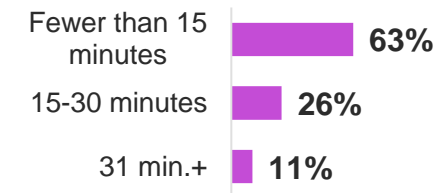
Child Care Needs



Current Child Care Provider

| | |
|-----------------------------|-----|
| Tribally-Operated Prov. | 18% |
| Non-Tribally Operated Prov. | 21% |
| Parent Care | 32% |
| Relative Care | 20% |

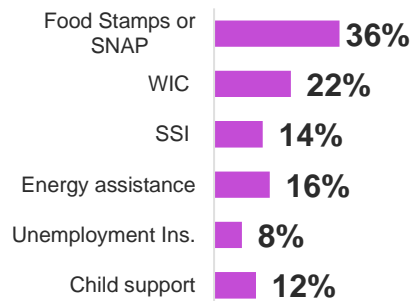
Distance to Child Care Arrangement



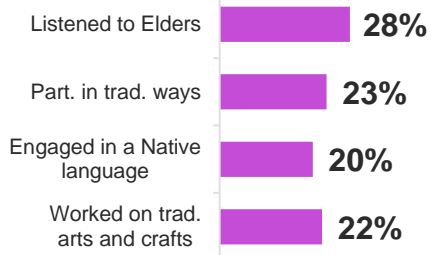
Preferred Child Care Provider

| | |
|-----------------------------|-----|
| Tribally-Operated Prov. | 39% |
| Non-Tribally Operated Prov. | 22% |
| Parent Care | 20% |
| Relative Care | 15% |

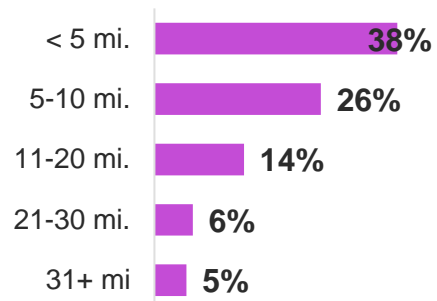
ASSISTANCE RECEIVED IN PAST 6 MONTHS



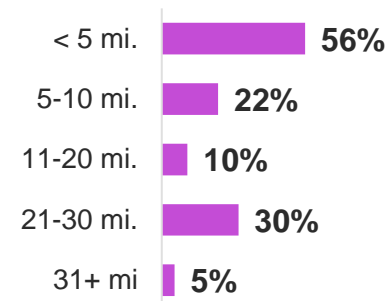
CHILD PARTICIPATION IN CULTURAL ACTIVITIES



DISTANCE TO CHILD CARE PROGRAMS



DISTANCE TO ELEMENTARY SCHOOLS



*Results are among Native American parents living on tribal land, n=200. Data from sample surveyed is unweighted, data is directional not representative.

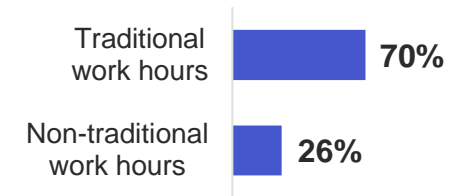
NATIVE AMERICAN PARENTS LIVING ON TRIBAL LAND

PROFILE SUMMARY OF SURVEYED NATIVE AMERICAN PARENTS LIVING ON TRIBAL LAND*

- Seven in ten (72%) have received financial assistance over the past 6 months, including 36% who received food stamps and 34% who received WIC. Additionally, 15% receive government assistance for child care expenses.
- About 2 in 3 live within 10 miles of a child care program (66%) and elementary school (72%).
- Most likely to be relying on relatives (34%) or a tribally-operated child care provider (32%) for child care. A quarter (26%) need child care in non-traditional work hours.
- Tribally-operated child care is the preferred arrangement; 54% say if child care were free they would most prefer this type of arrangement, while 16% would prefer a parent or relative (15%) to provide child care.
- Nine times more likely to prefer a tribally-operated child care provider over a non-tribally operated child care provider.

CHILD CARE ARRANGEMENTS

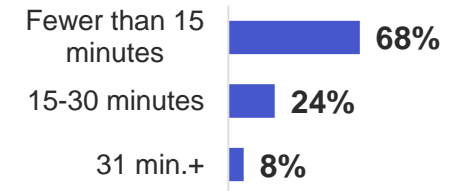
Child Care Needs



Current Child Care Provider

| | |
|-----------------------------|-----|
| Tribally-Operated Prov. | 32% |
| Non-Tribally Operated Prov. | 12% |
| Parent Care | 26% |
| Relative Care | 34% |

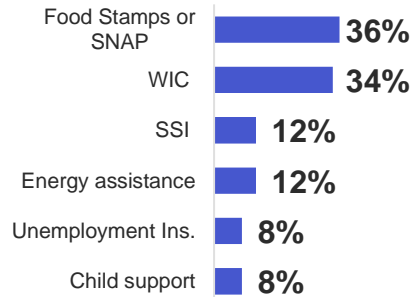
Distance to Child Care Arrangement




Preferred Child Care Provider

| | |
|-----------------------------|-----|
| Tribally-Operated Prov. | 54% |
| Non-Tribally Operated Prov. | 6% |
| Parent Care | 16% |
| Relative Care | 16% |

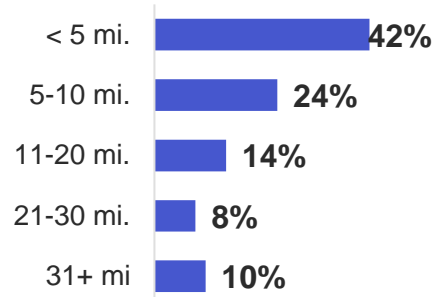
ASSISTANCE RECEIVED IN PAST 6 MONTHS



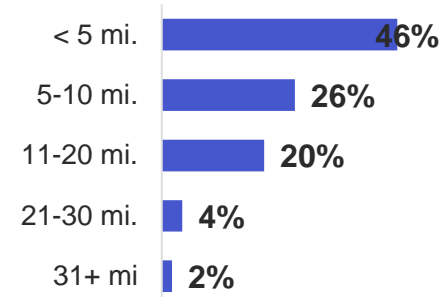
CHILD PARTICIPATION IN CULTURAL ACTIVITIES



DISTANCE TO CHILD CARE PROGRAMS



DISTANCE TO ELEMENTARY SCHOOLS



*Results are among Native American parents living on tribal land, n=50. Data from sample surveyed is unweighted, data is directional not representative.

AGENDA

WORK ARRANGEMENTS

CHILD CARE
ARRANGEMENTS

COMMUNITY RESOURCES

CHILD CARE
PREFERENCES

IMPACT OF CHILD CARE

RESPONDENT PROFILE

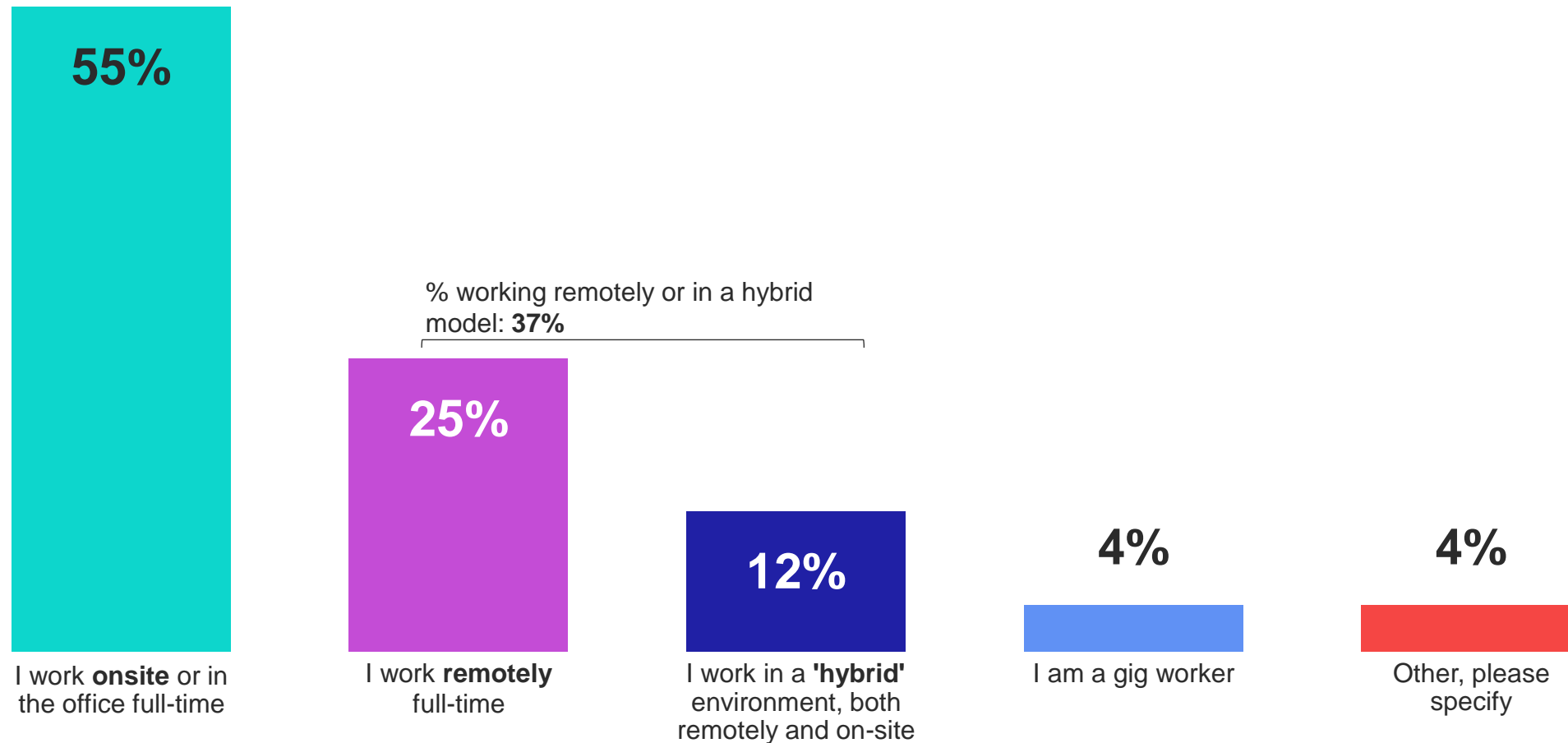


WORK ARRANGEMENTS

Over half (55%) of employed Native American parents work onsite full-time, while 37% work remotely full-time or in a hybrid environment.

Which of the following best describes your current work situation?

EMPLOYED NATIVE AMERICAN PARENTS, N=207

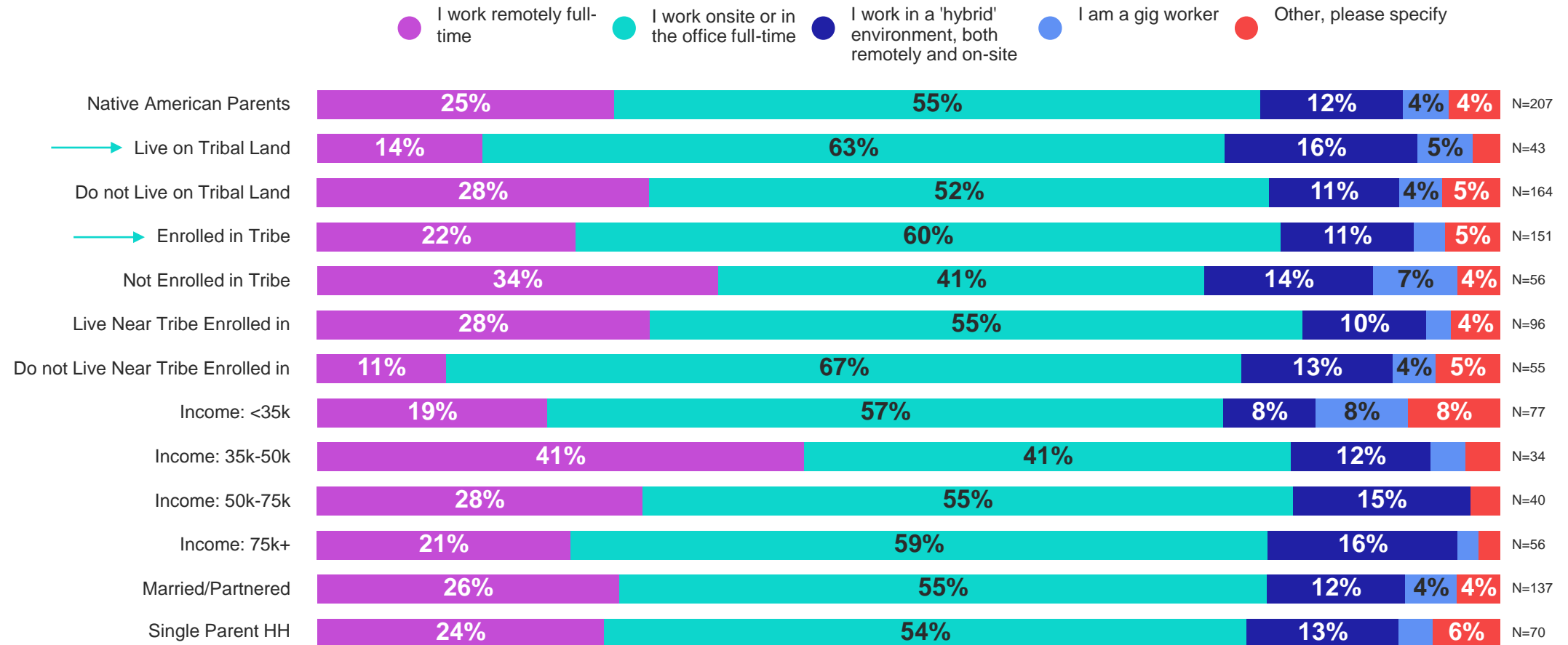


WORK ARRANGEMENTS

Employed Native American parents who live on tribal land (63%) and are enrolled in a tribe (60%) are more likely to be working onsite full-time.

Which of the following best describes your current work situation?

EMPLOYED NATIVE AMERICAN PARENTS, N=207

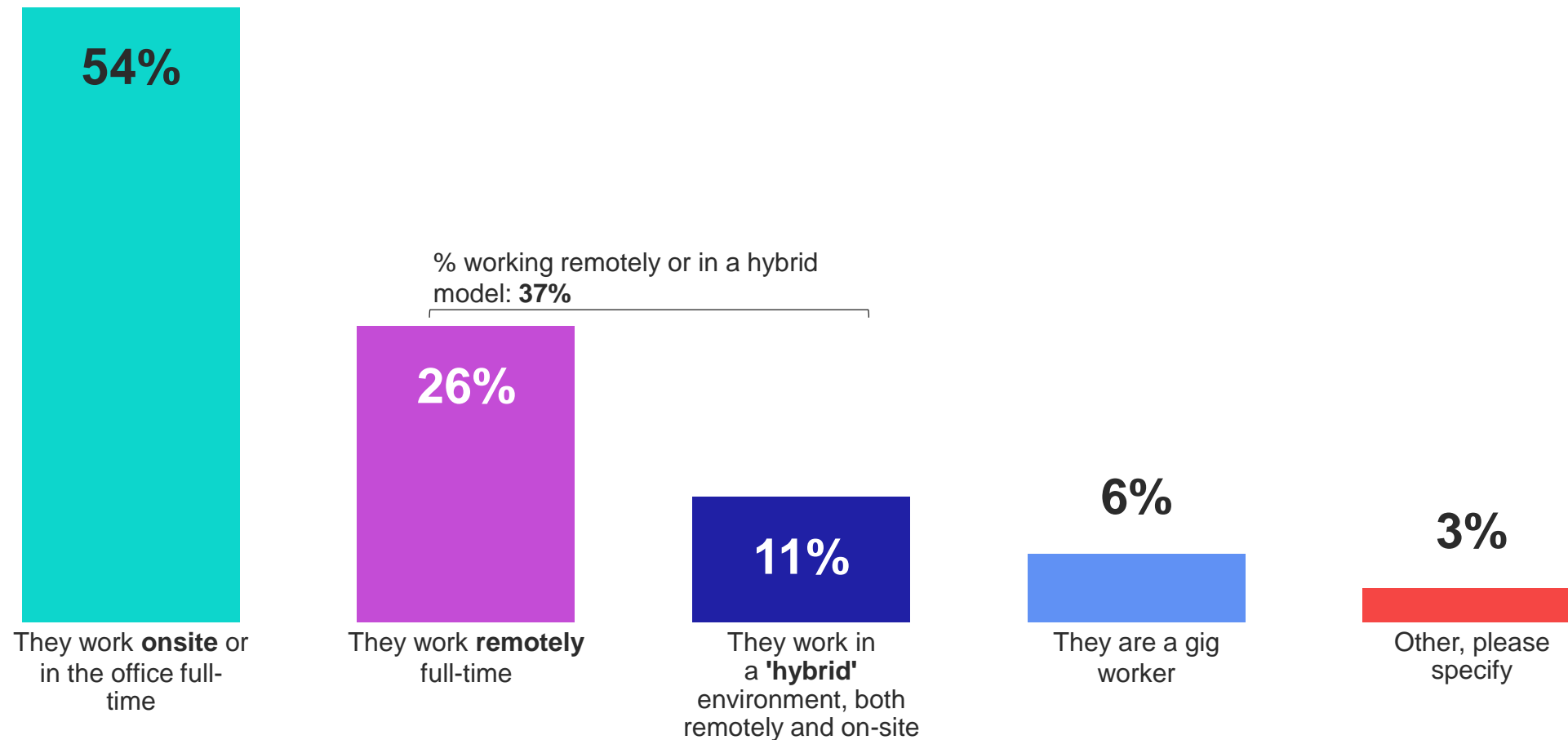


WORK ARRANGEMENTS

The same holds true for married Native American parents; over half (54%) are working onsite full-time while 37% are working remotely full-time or in a hybrid environment.

Which of the following best describes your spouse or partner's current work situation?

NATIVE AMERICAN PARENTS WITH AN EMPLOYED SPOUSE/PARTNER, N=157

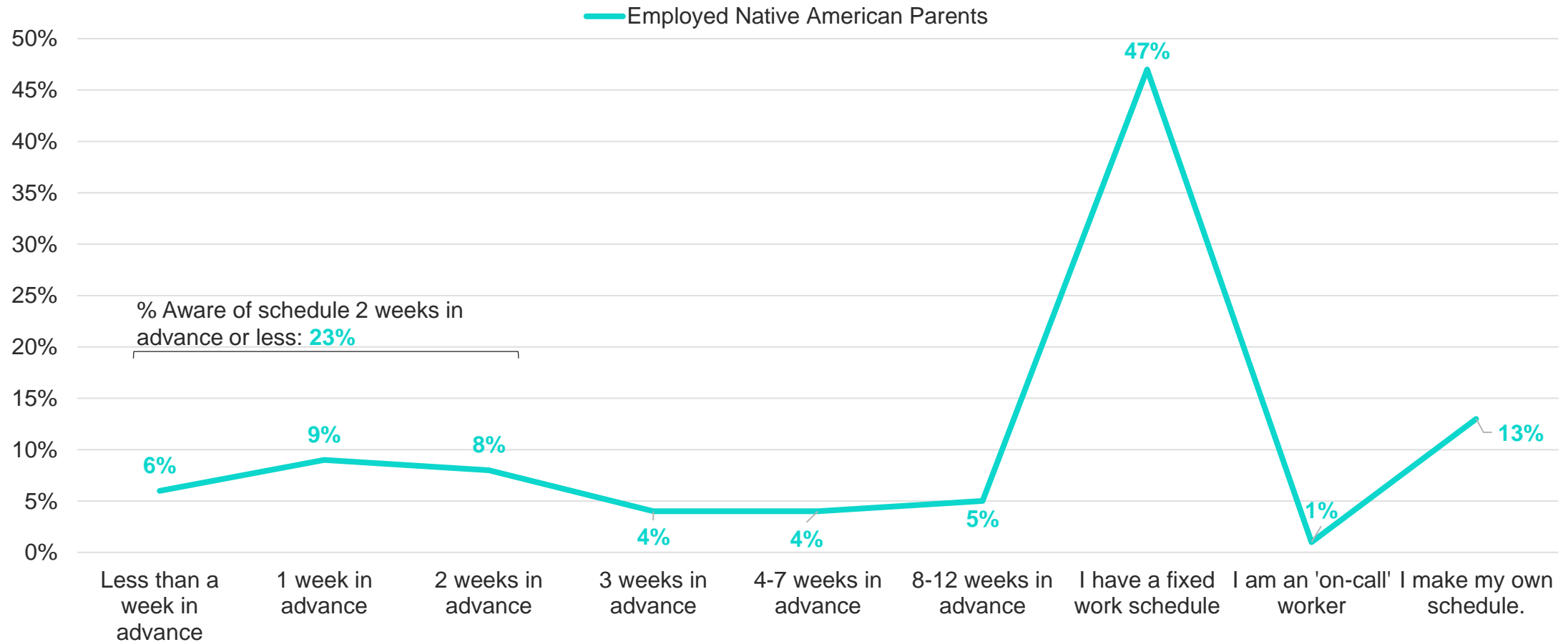


WORK ARRANGEMENTS

About a quarter (23%) of employed Native American parents are aware of their work schedule 2 weeks in advance or less, while 47% have a fixed work schedule.

Thinking about your work hours, how far in advance are you aware of your work schedule, or do you have a fixed work schedule?

EMPLOYED NATIVE AMERICAN PARENTS, N=207

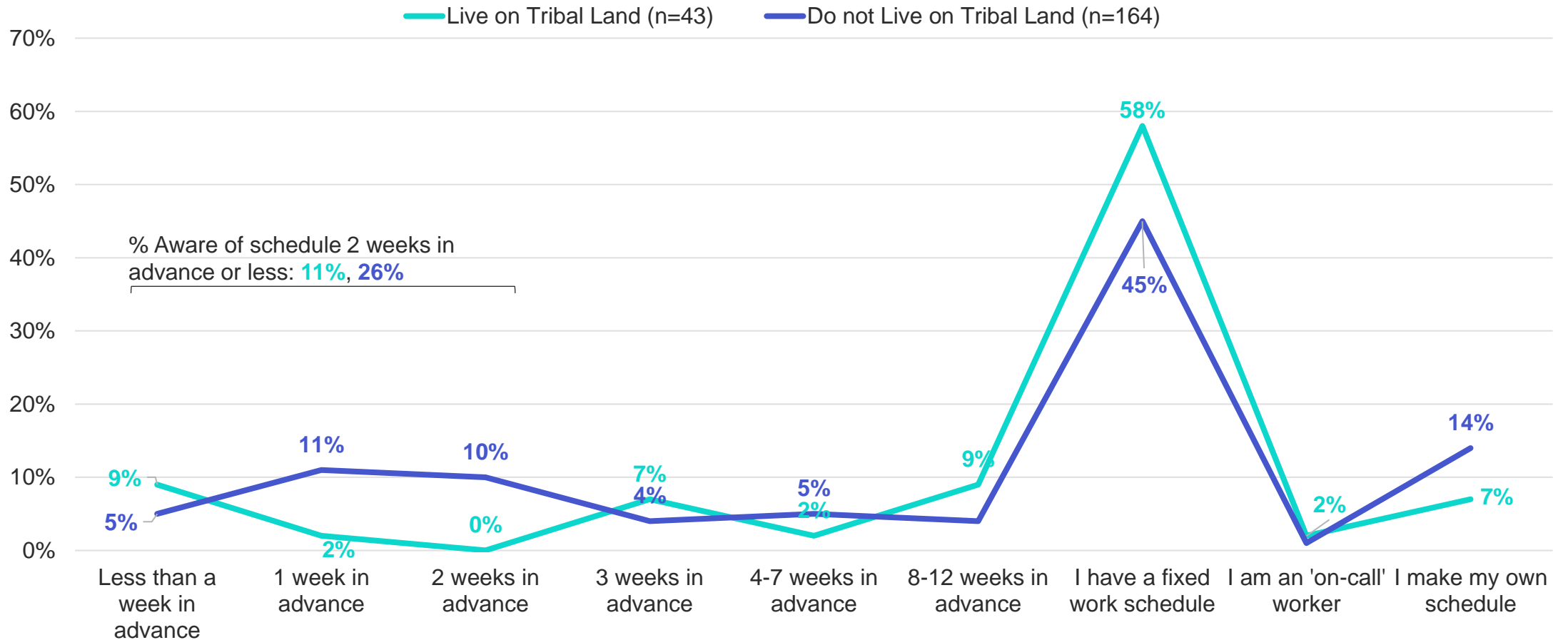


WORK ARRANGEMENTS

Employed Native American parents who live on a tribal land are more likely than those who do not live on tribal land to have more predictability in their work schedule.

Thinking about your work hours, how far in advance are you aware of your work schedule, or do you have a fixed work schedule?

EMPLOYED NATIVE AMERICAN PARENTS, N=207

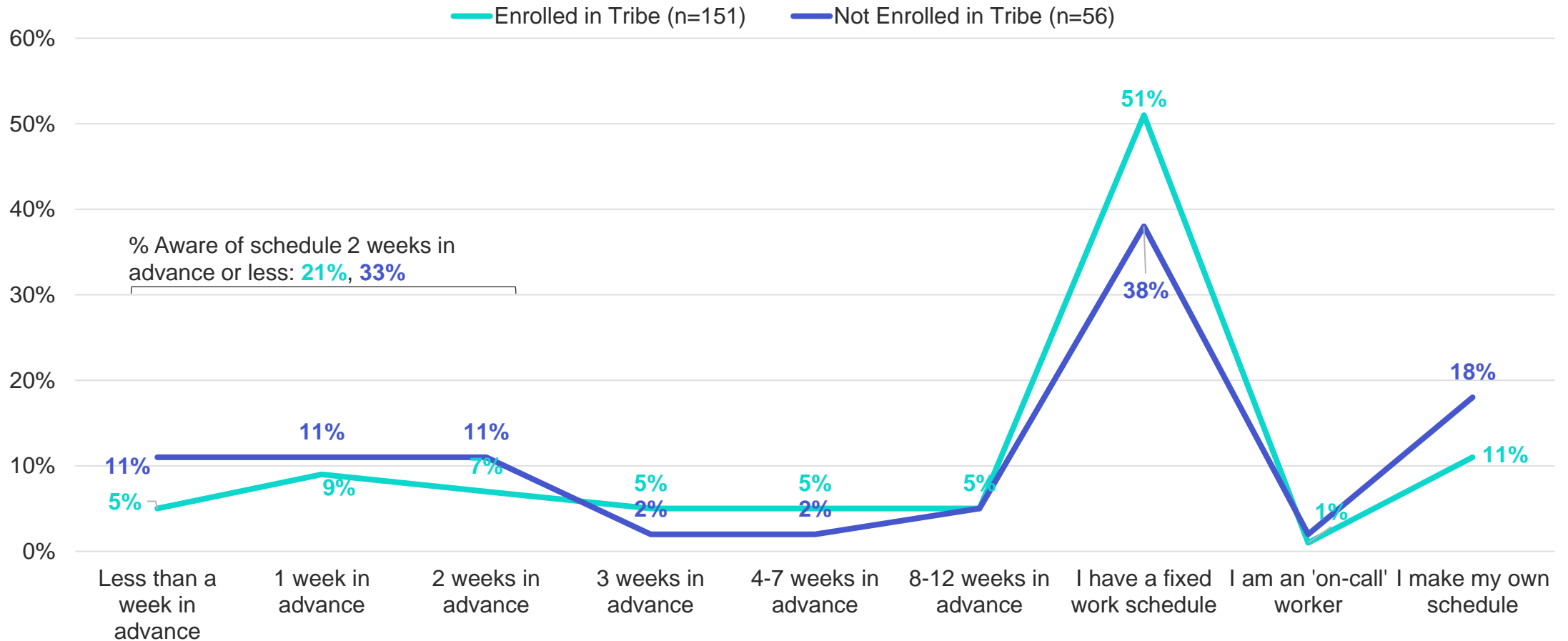


WORK ARRANGEMENTS

Similarly, those enrolled in a tribe are more likely than those not enrolled in a tribe to have predictability in their work schedule.

Thinking about your work hours, how far in advance are you aware of your work schedule, or do you have a fixed work schedule?

EMPLOYED NATIVE AMERICAN PARENTS, N=207

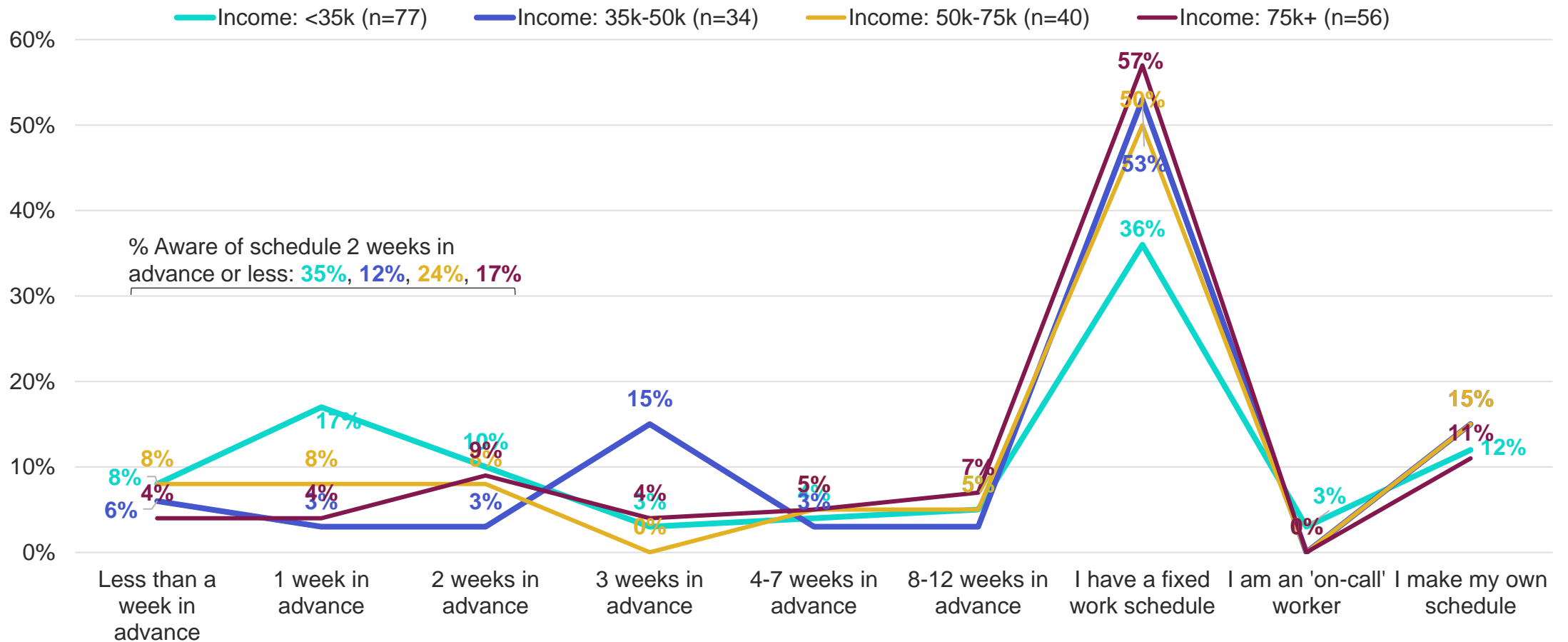


WORK ARRANGEMENTS

Across income level, employed Native American parents with lower income levels are less likely to have predictability of their work schedule. A third (35%) with an income under \$35k are aware of their work schedule 2 weeks in advance or less.

Thinking about your work hours, how far in advance are you aware of your work schedule, or do you have a fixed work schedule?

EMPLOYED NATIVE AMERICAN PARENTS, N=207

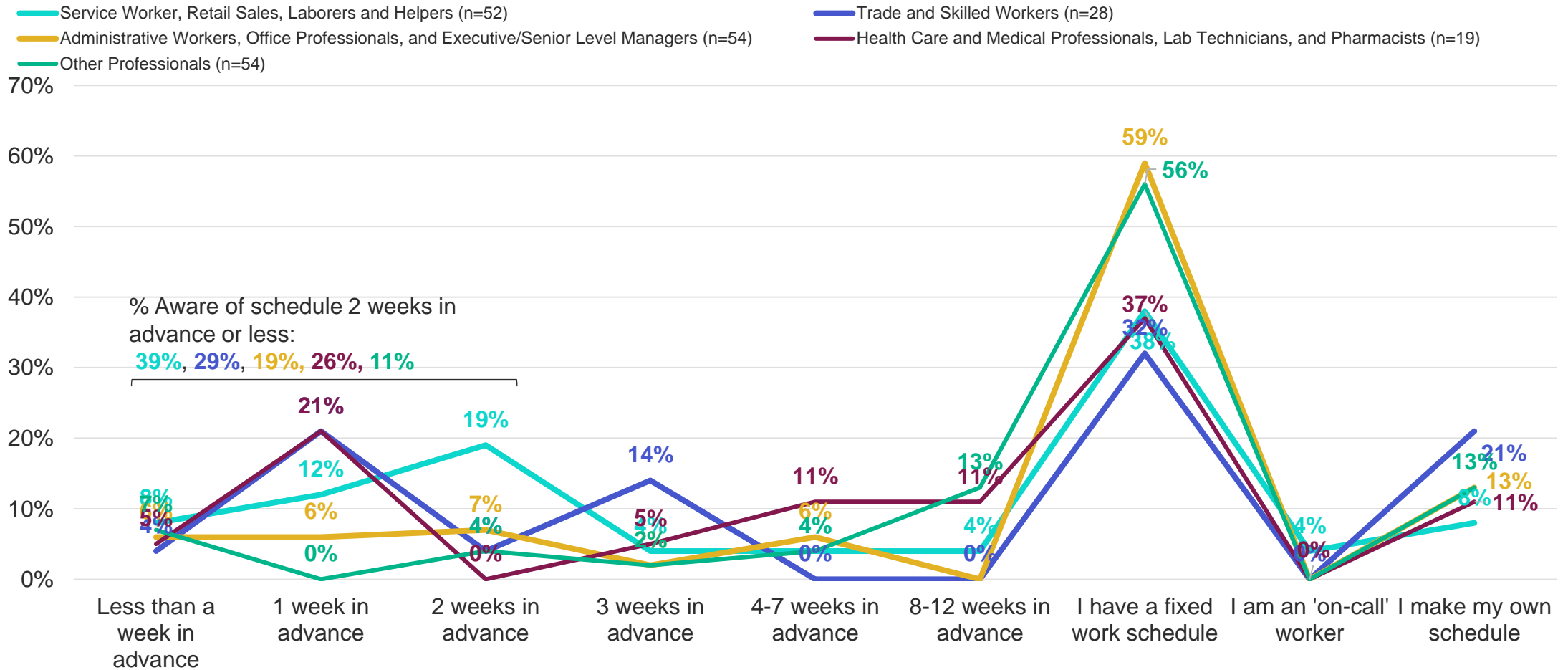


WORK ARRANGEMENTS

Across job classifications, employed Native American parents who are service workers or administrative workers are less likely to have predictability in their work schedule.

Thinking about your work hours, how far in advance are you aware of your work schedule, or do you have a fixed work schedule?

EMPLOYED NATIVE AMERICAN PARENTS, N=207



AGENDA

WORK ARRANGEMENTS

CHILD CARE
ARRANGEMENTS

COMMUNITY RESOURCES

CHILD CARE
PREFERENCES

IMPACT OF CHILD CARE

RESPONDENT PROFILE

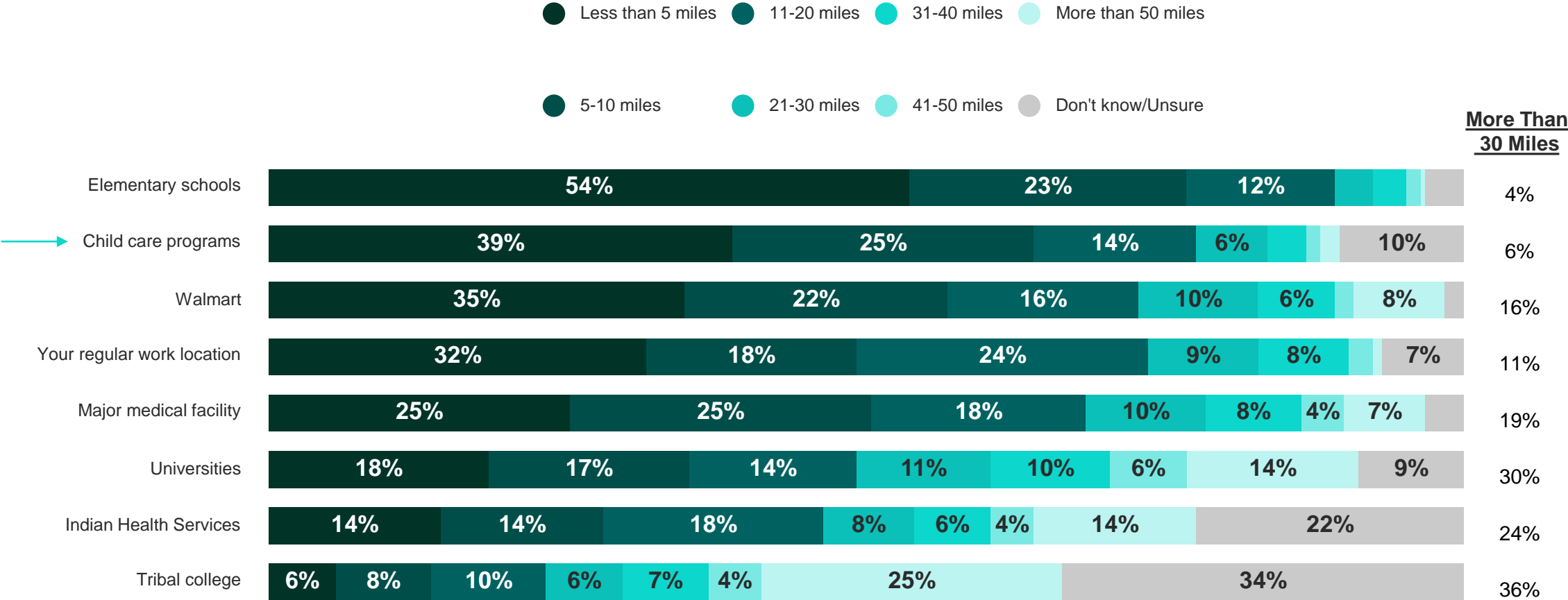


COMMUNITY RESOURCES

Over half (64%) of Native American parents say there is a child care program within a 10 mile one-way drive from their house.

Approximately how many miles is a one-way drive from your home to each of the following?

NATIVE AMERICAN PARENTS, N=250

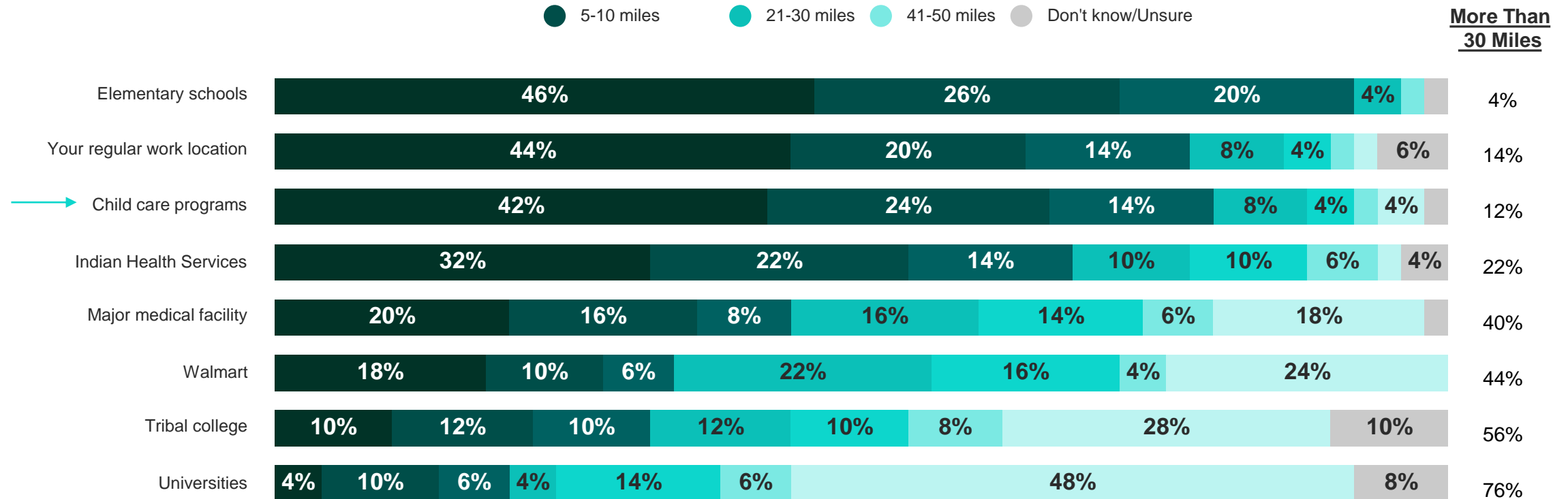
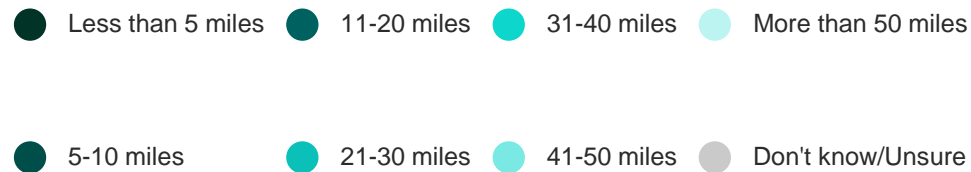


COMMUNITY RESOURCES

Similarly, over half (64%) of Native American parents living on tribal land say there is a child care program within a 10 mile one-way drive from their house.

Approximately how many miles is a one-way drive from your home to each of the following?

NATIVE AMERICAN PARENTS WHO LIVE ON TRIBAL LAND, N=50

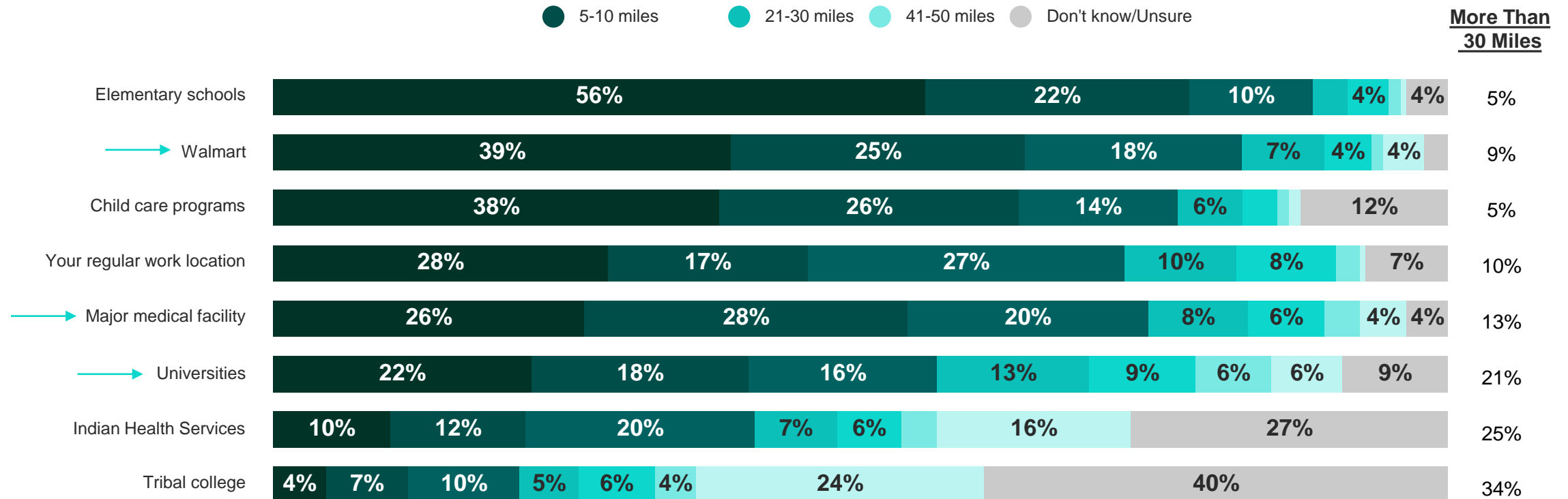
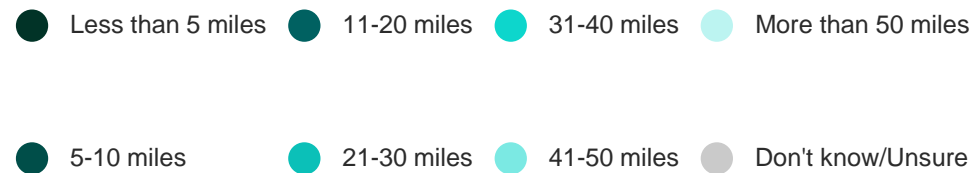


COMMUNITY RESOURCES

In comparison to those living on tribal land, Native American parents who do not live on tribal land are more likely to live within 30 miles of Walmart, a major medical facility, and universities

Approximately how many miles is a one-way drive from your home to each of the following?

NATIVE AMERICAN PARENTS WHO DO NOT LIVE ON TRIBAL LAND, N=200

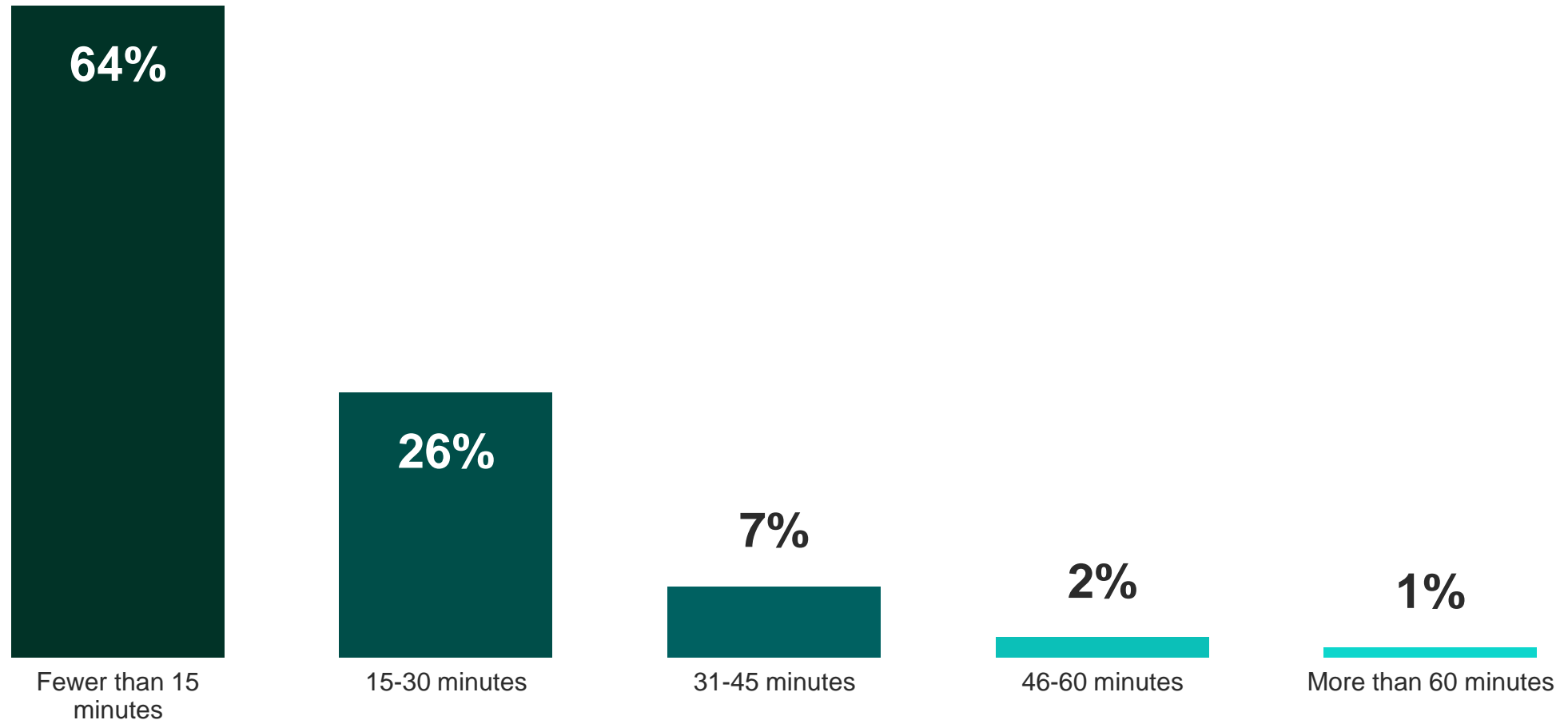


COMMUNITY RESOURCES

Two in three (64%) of Native American parents say it takes fewer than 15 minutes to transport their youngest child to their primary child care arrangement.

Approximately how much time does it typically take to transport your youngest child one-way to their primary child care arrangement?

NATIVE AMERICAN PARENTS, N=250



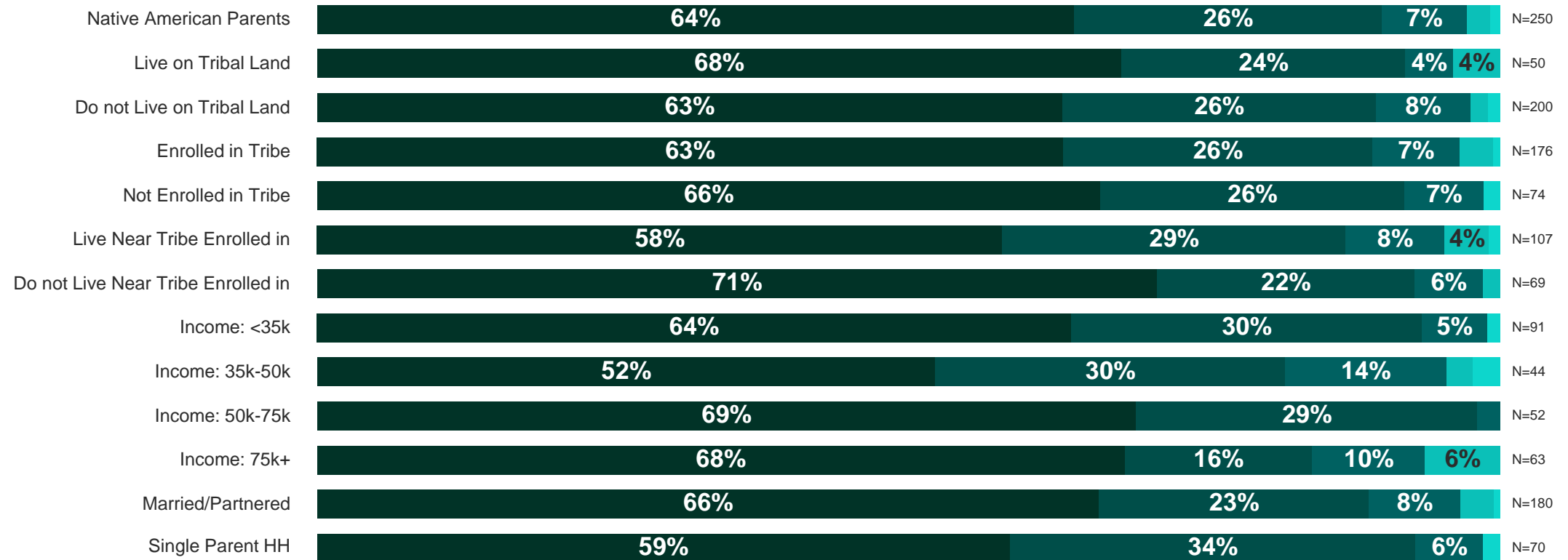
COMMUNITY RESOURCES

It takes more time for Native American parents living near a tribe to transport their child to child care than those not living near their tribe.

Approximately how much time does it typically take to transport your youngest child one-way to their primary child care arrangement?

NATIVE AMERICAN PARENTS, N=250

● Fewer than 15 minutes
 ● 15-30 minutes
 ● 31-45 minutes
 ● 46-60 minutes
 ● More than 60 minutes

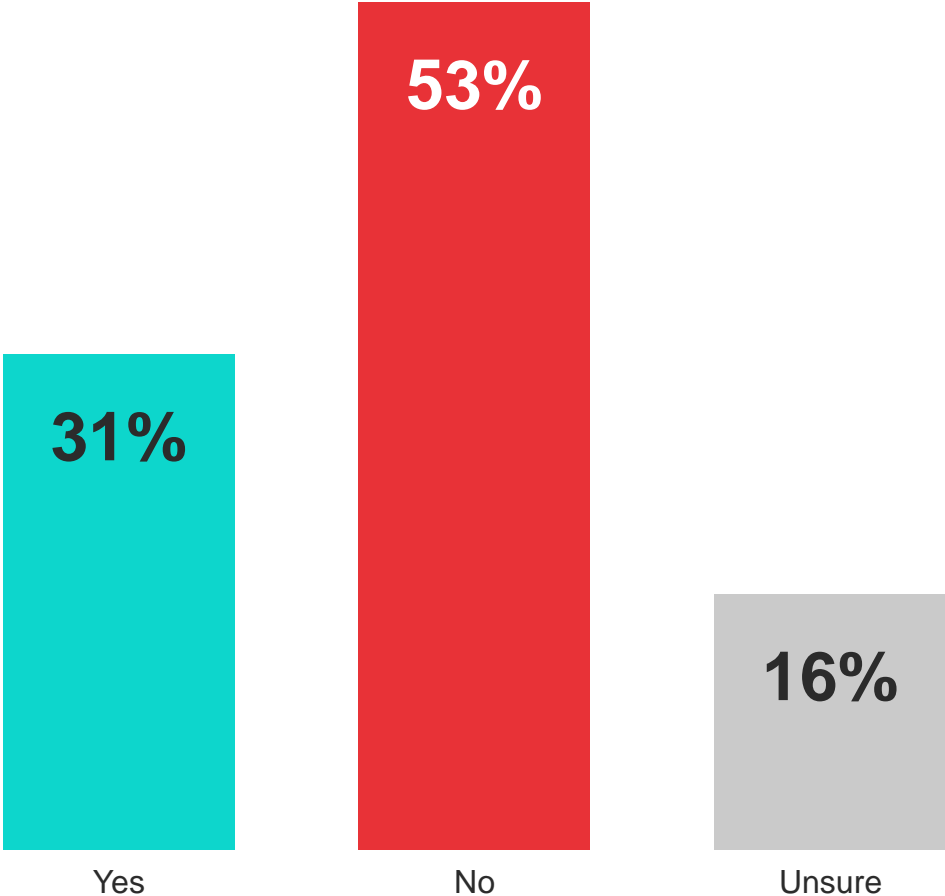


COMMUNITY RESOURCES

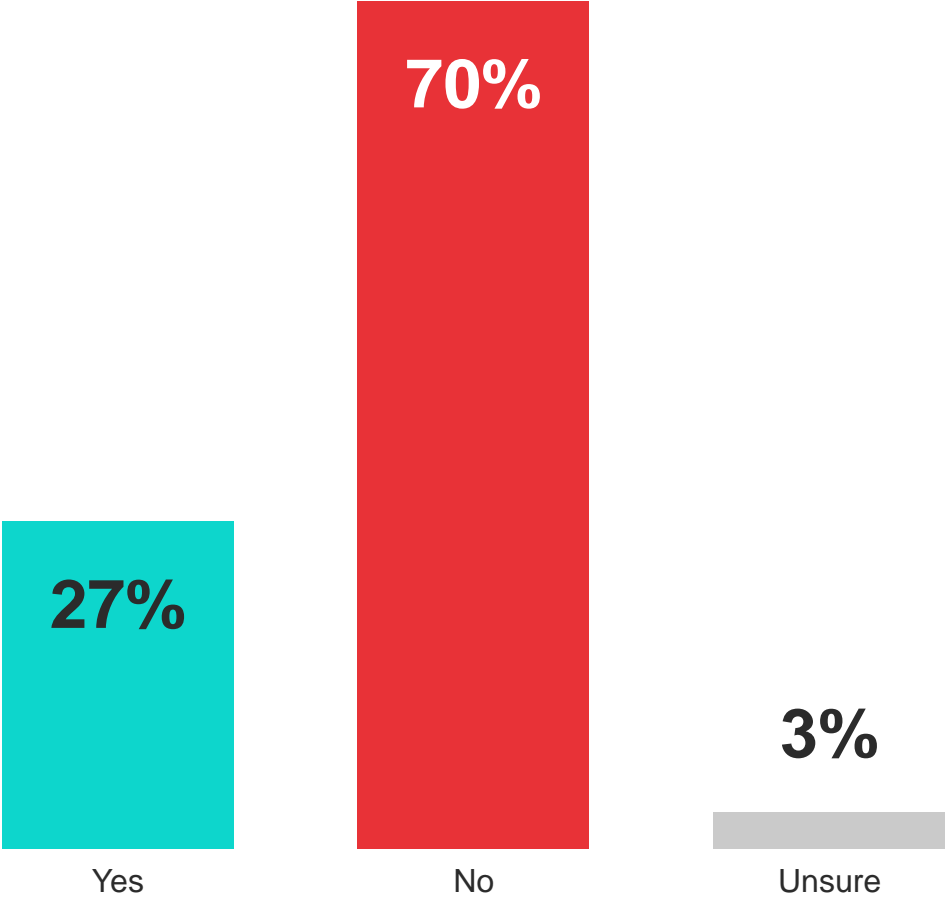
A third (31%) of Native American parents who personally or their spouse/partner is enrolled in a tribe say their tribe providers child care services, and 27% receive child care service from their tribe.

NATIVE AMERICAN PARENTS WHO ARE PERSONALLY OR SPOUSE/PARTNER ENROLLED IN TRIBE, N=176

Does your or your spouse/partner's tribe provide child care services off tribal lands?



Do you receive child care services from the tribe you or your spouse/partner are enrolled in?

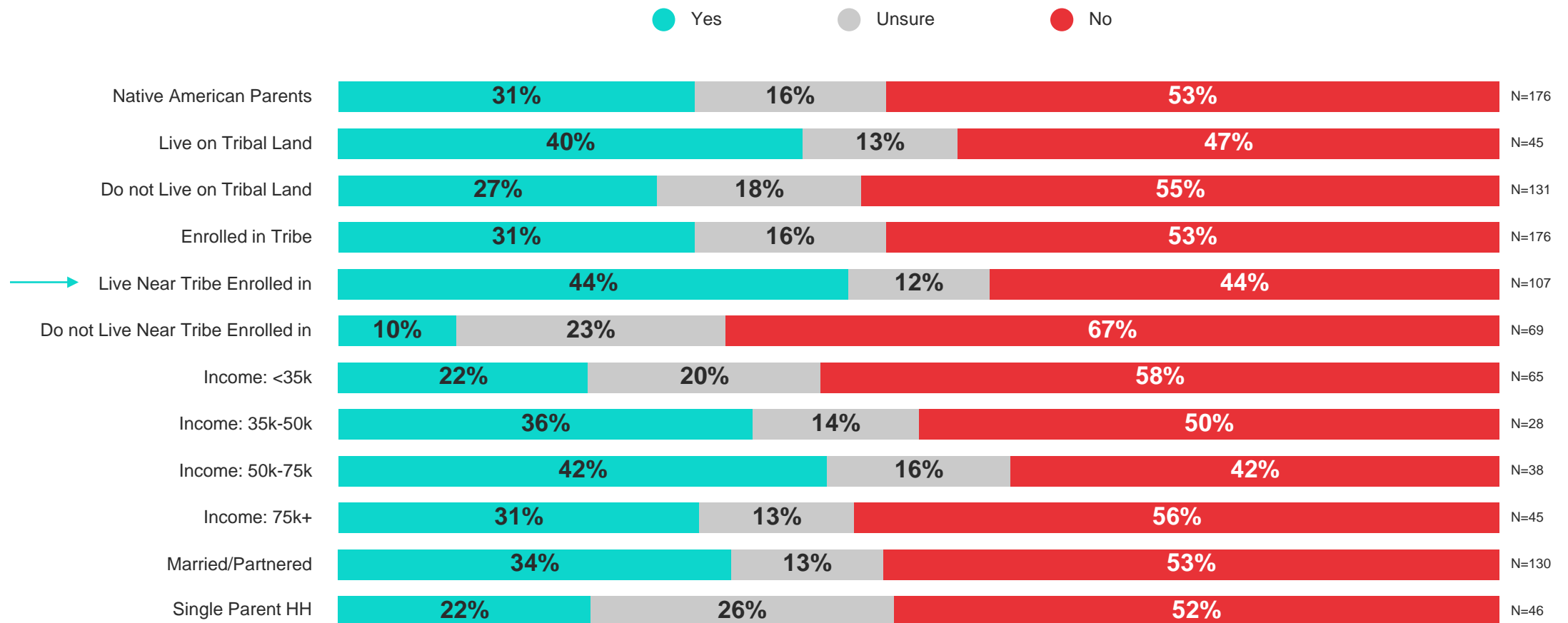


COMMUNITY RESOURCES

Two in five (44%) of Native American parents enrolled in a tribe say their or their spouse/partner's tribe provides child care services off tribal lands.

Does your or your spouse/partner's tribe provide child care services off tribal lands?

NATIVE AMERICAN PARENTS WHO ARE PERSONALLY OR SPOUSE/PARTNER ENROLLED IN TRIBE, N=176

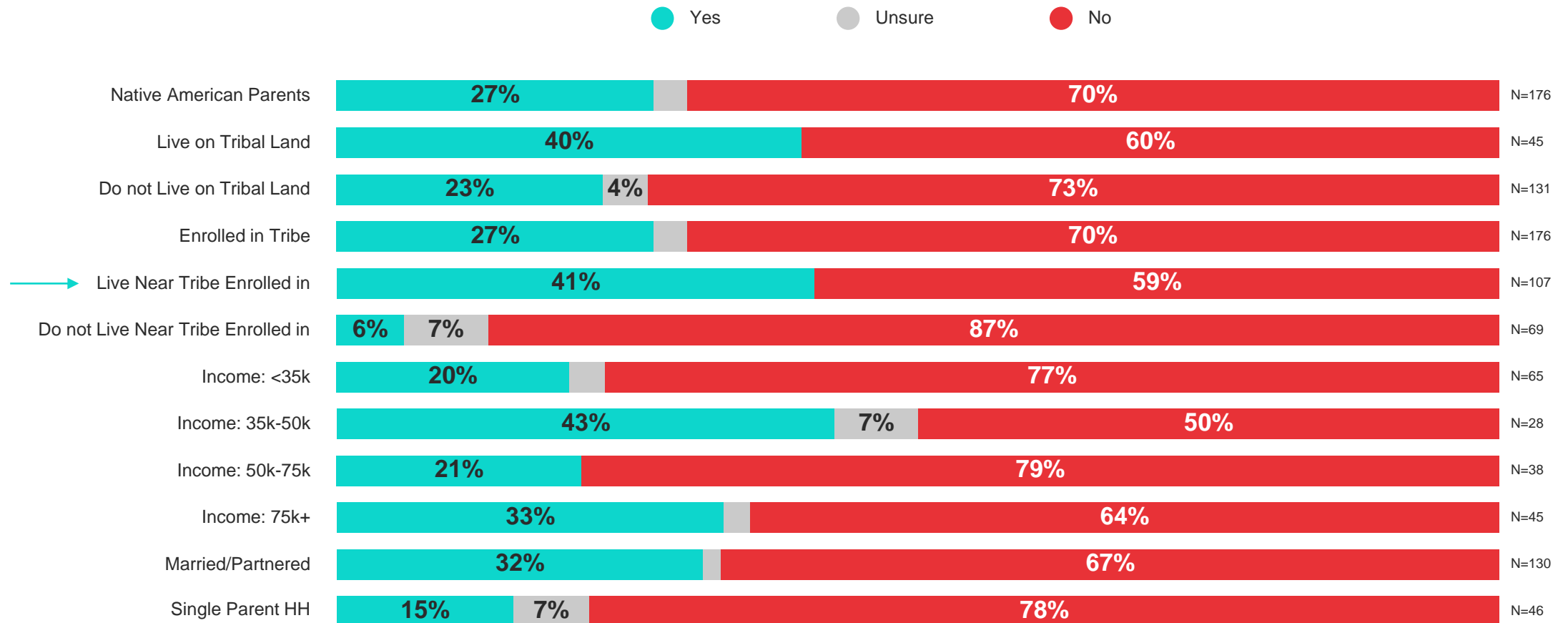


COMMUNITY RESOURCES

Additionally, 2 in 5 (41%) of Native American parents enrolled in a tribe say they receive child care services from the tribe their household is enrolled in.

Do you receive child care services from the tribe you or your spouse/partner are enrolled in?

NATIVE AMERICAN PARENTS WHO ARE PERSONALLY OR SPOUSE/PARTNER ENROLLED IN TRIBE, N=176

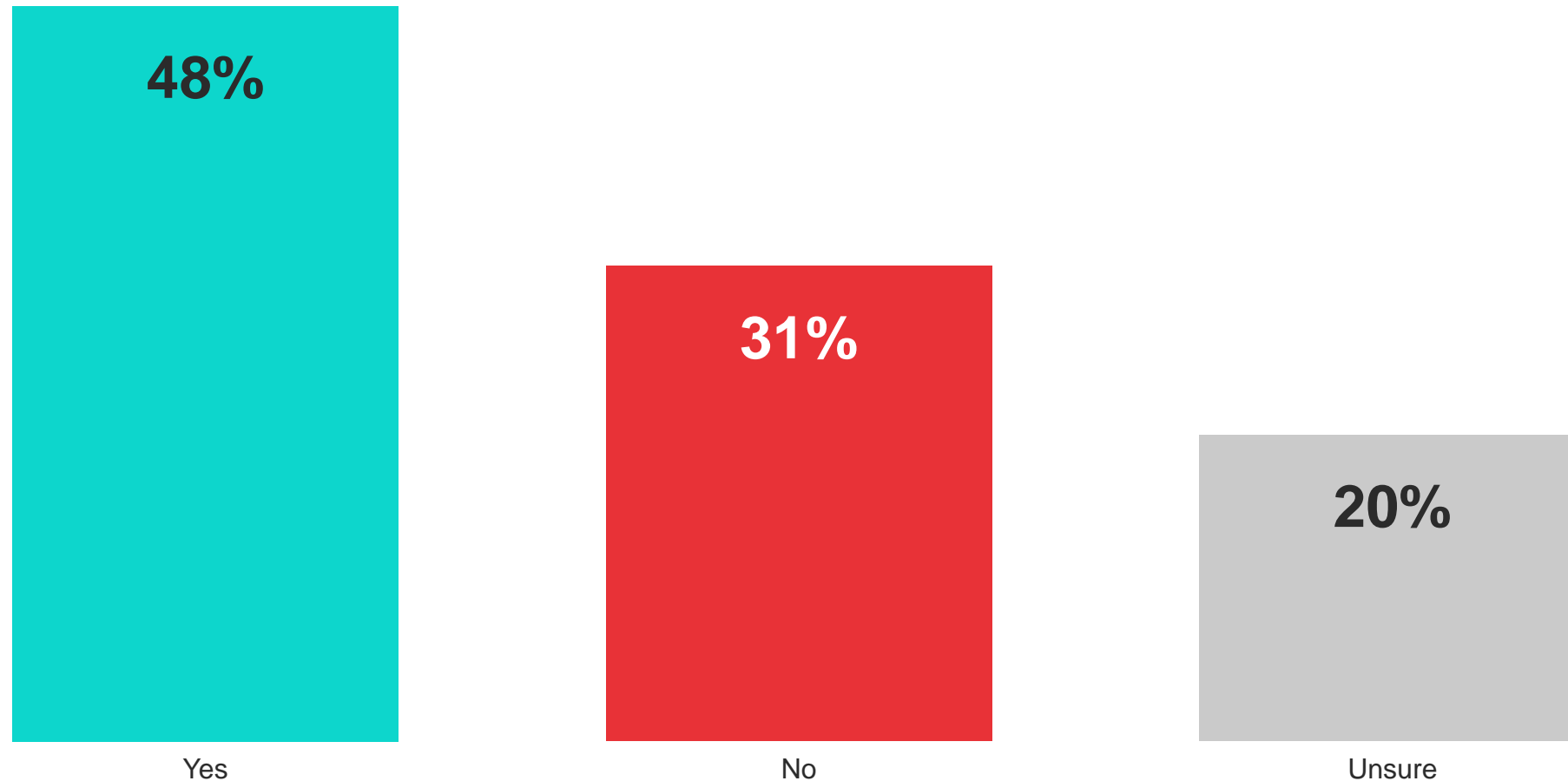


COMMUNITY RESOURCES

Among Native American parents who are personally or their spouse/partner is enrolled in a tribe, half (48%) say they can access tribal child care programs.

Can you access tribal child care programs?

NATIVE AMERICAN PARENTS WHO ARE PERSONALLY OR SPOUSE/PARTNER ENROLLED IN TRIBE, N=176

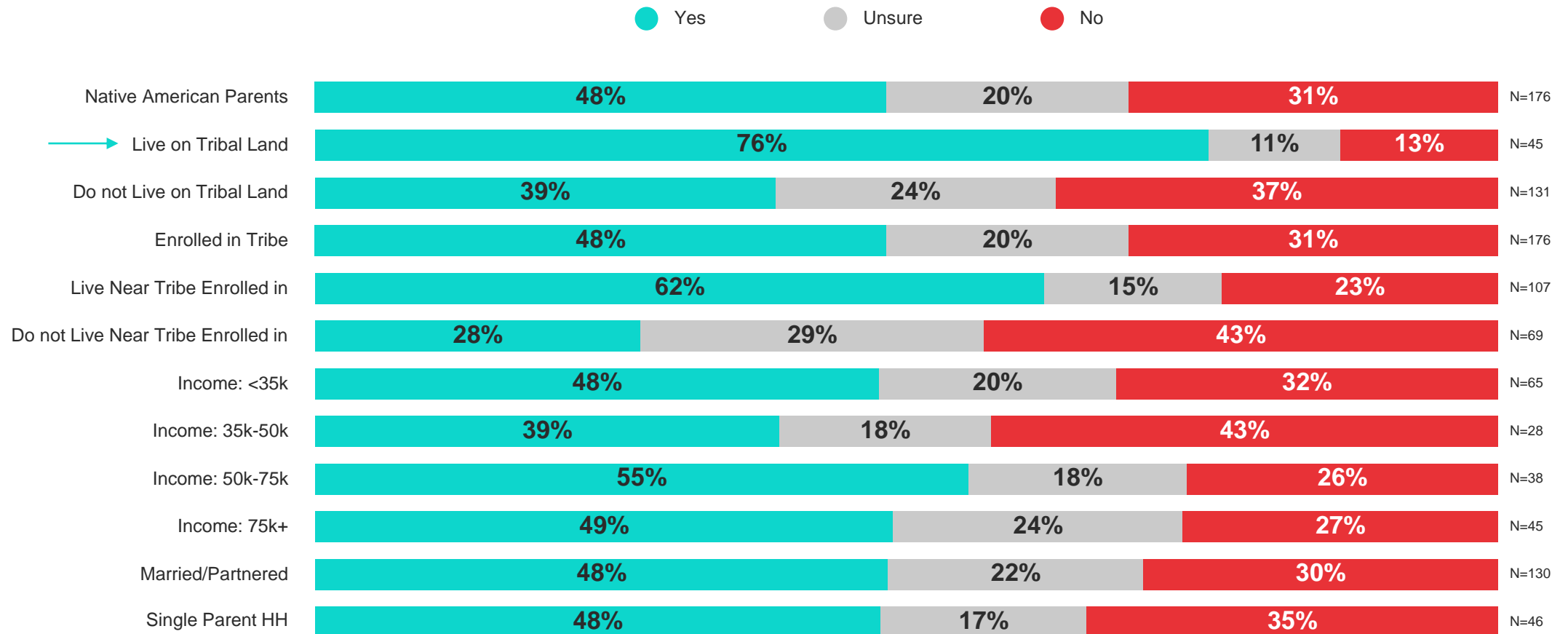


COMMUNITY RESOURCES

Three quarters of Native American parents living on tribal land (76%) can access tribal child care programs.

Can you access tribal child care programs?

NATIVE AMERICAN PARENTS WHO ARE PERSONALLY OR SPOUSE/PARTNER ENROLLED IN TRIBE, N=176



COMMUNITY RESOURCES

Among those who cannot access tribal child care programs, most personally provide child care, while others rely on family/friends, school, or community resources to find their current child care arrangement.

If you cannot access tribal child care programs, how did you find the current child care arrangement for your youngest child? **OPEN END**

NATIVE AMERICAN PARENTS WHO ARE PERSONALLY OR SPOUSE/PARTNER ENROLLED IN TRIBE WHO CANNOT ACCESS TRIBAL CHILD CARE PROGRAMS, N=55

PERSONALLY PROVIDE CARE

“I manage all child care, my boss is very understanding and flexible with me.”

“Partner stays at home with her. He works from home.”

FAMILY/FRIENDS

“My friend offered to bring my child every day to his child daycare programs when I cannot.”

“My mother is a retired CNA and takes care of him after school and before school.”

SCHOOL

“Local childcare via school.”

“Clever scheduling coupled with preschool.”

COMMUNITY RESOURCES

“I try to get help from communities and groups that support tribal groups.”

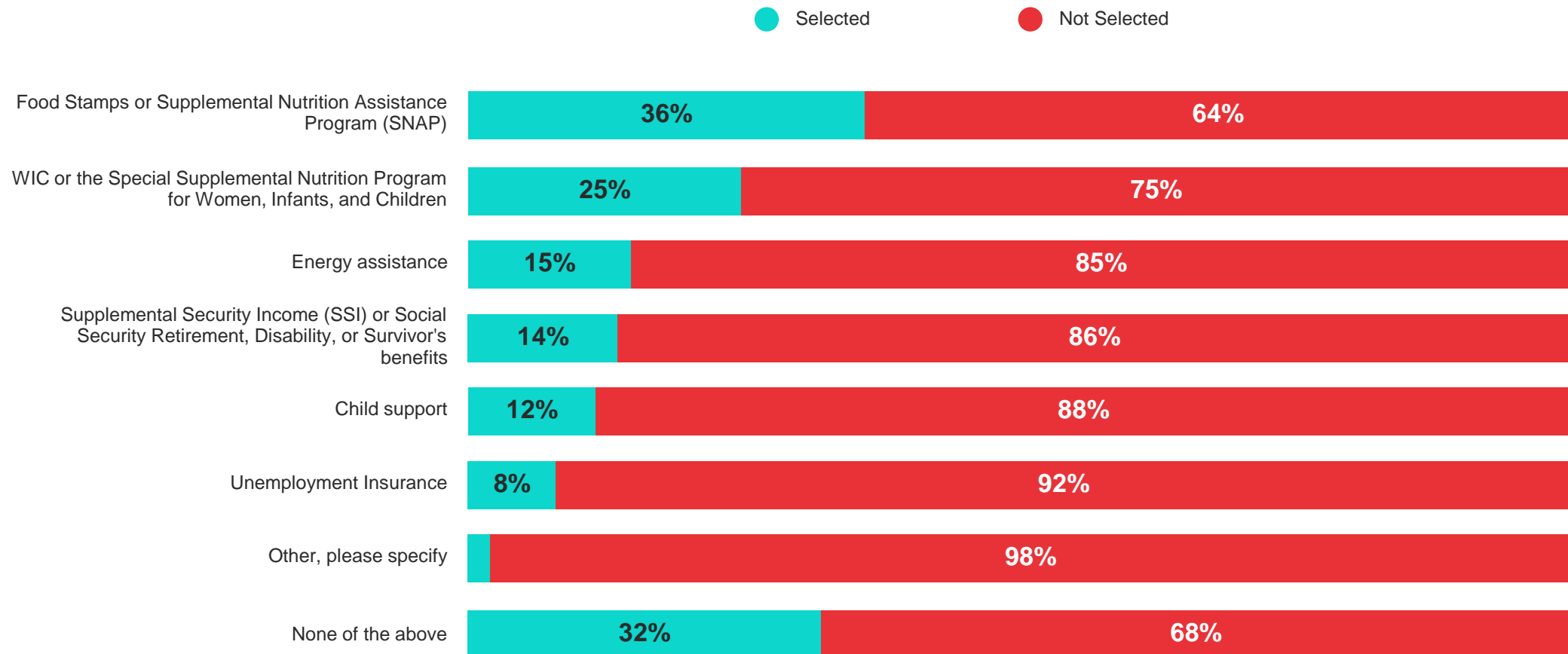
“Local welfare offices.”

COMMUNITY RESOURCES

A third (36%) of Native American parents have received assistance through SNAP and 25% through WIC in the past 6 months.

Has your household received any of the following forms of public assistance in the past 6 months from the state? Please select all that apply.

NATIVE AMERICAN PARENTS, N=250



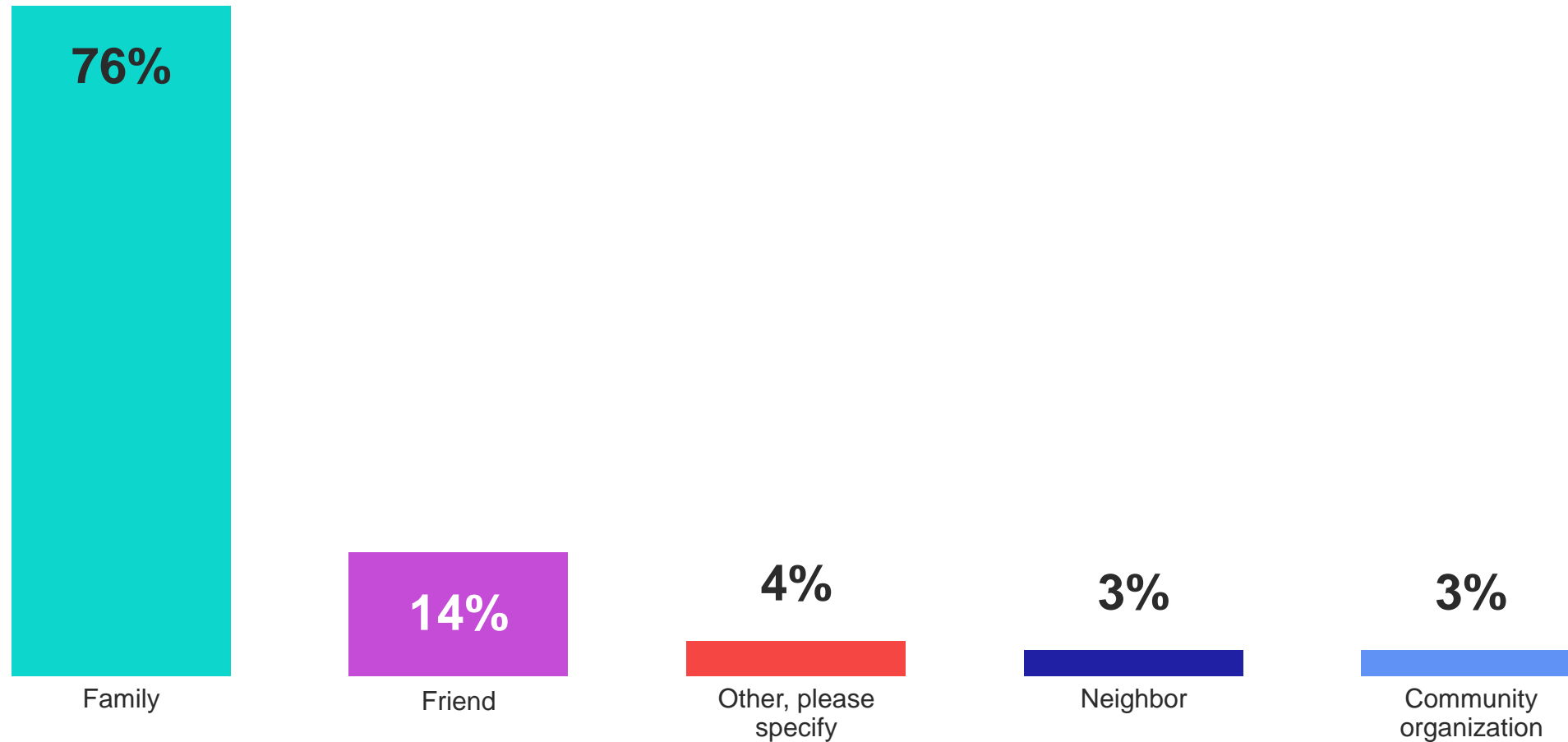
Two thirds (68%) of Native American parents have received public assistance in some form over the past 6 months.

COMMUNITY RESOURCES

In an emergency, three quarters (76%) of Native American parents would rely on family for child care during an emergency.

Which of the following do you rely on the most for child care during an emergency?

NATIVE AMERICAN PARENTS, N=250

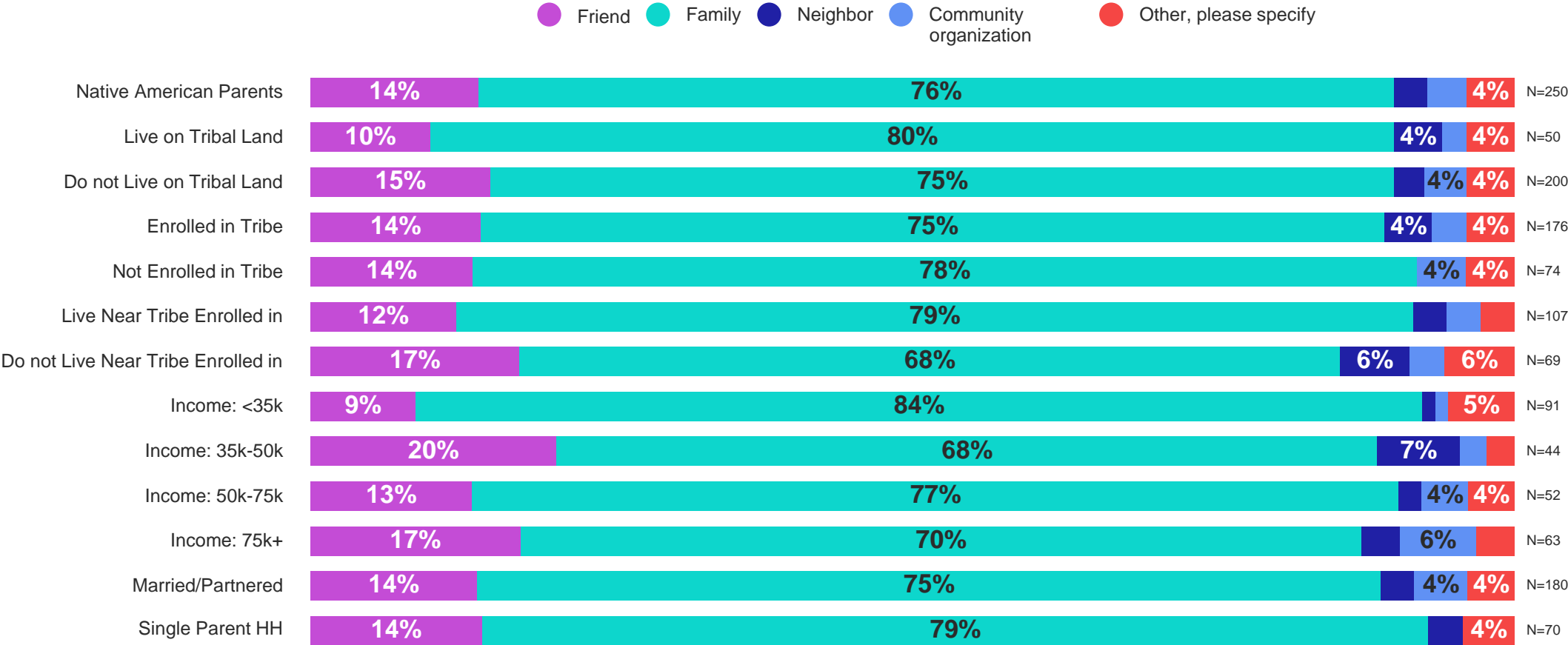


COMMUNITY RESOURCES

Across demographic groups family members are relied upon for child care during an emergency.

Which of the following do you rely on the most for child care during an emergency?

NATIVE AMERICAN PARENTS, N=250

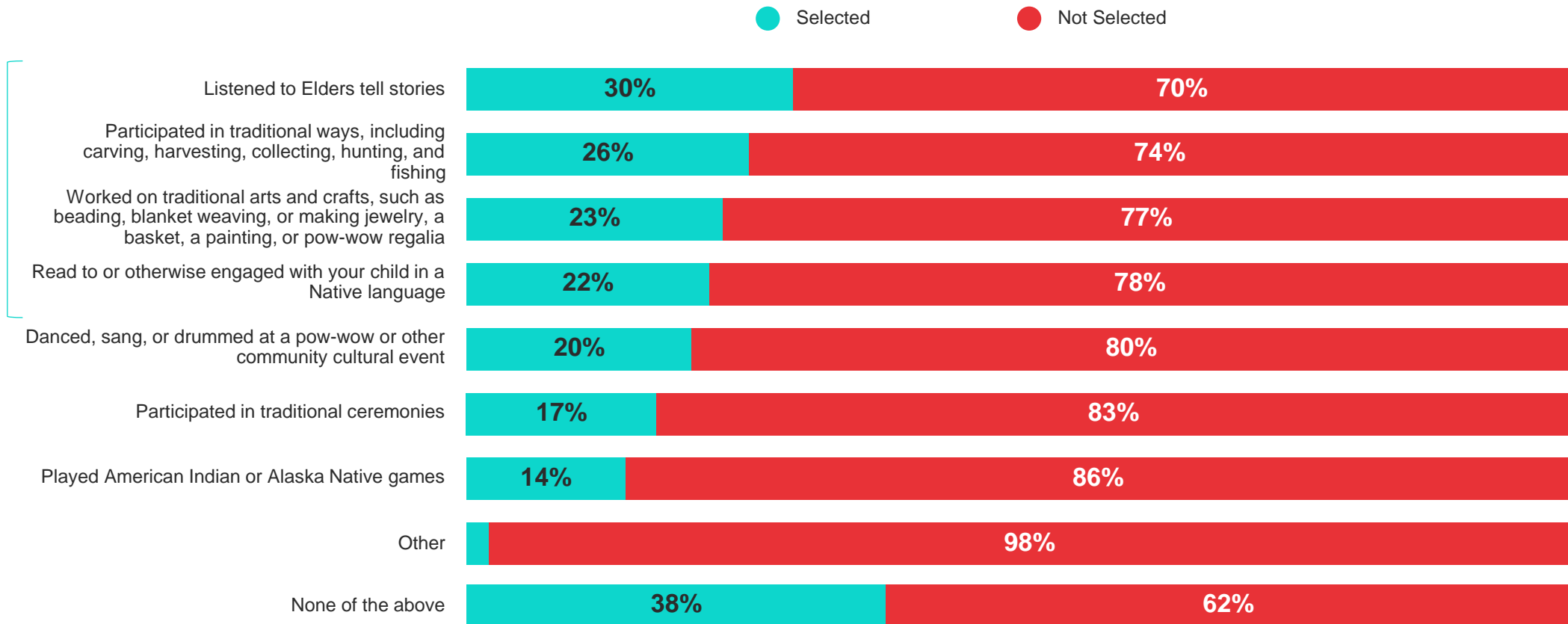


COMMUNITY RESOURCES

Of the tested cultural activities, Native American parents are most likely to say their child has listened to Elders tell stories (30%), participated in traditional activities (26%), arts and crafts (23%), and engaged in their Native language (22%).

Which of the following community cultural activities, if any, has your youngest child participated in in the last 12 months? Please select all that apply.

NATIVE AMERICAN PARENTS, N=250



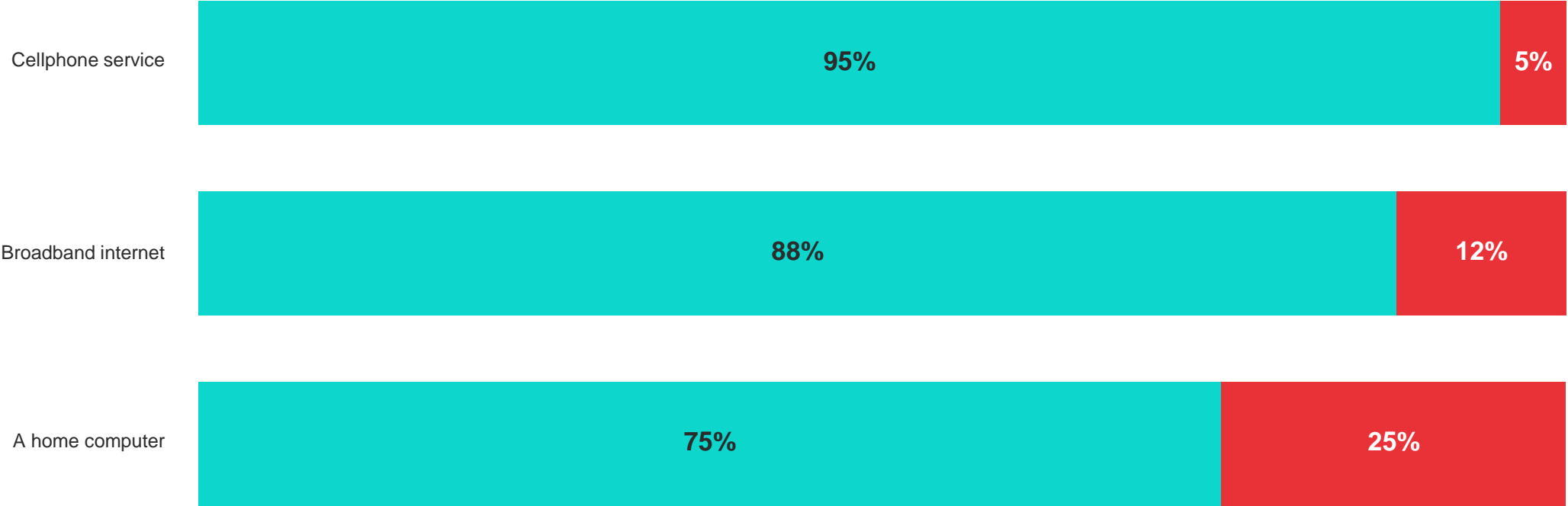
COMMUNITY RESOURCES

A majority of Native American parents have access to cellphone services (95%), broadband internet (88%), and a home computer (75%), however, a quarter (25%) do not have access to a home computer.

Do you have access to the following?

NATIVE AMERICAN PARENTS, N=250

Yes No



AGENDA

WORK ARRANGEMENTS

CHILD CARE
ARRANGEMENTS

COMMUNITY RESOURCES

CHILD CARE
PREFERENCES

IMPACT OF CHILD CARE

RESPONDENT PROFILE

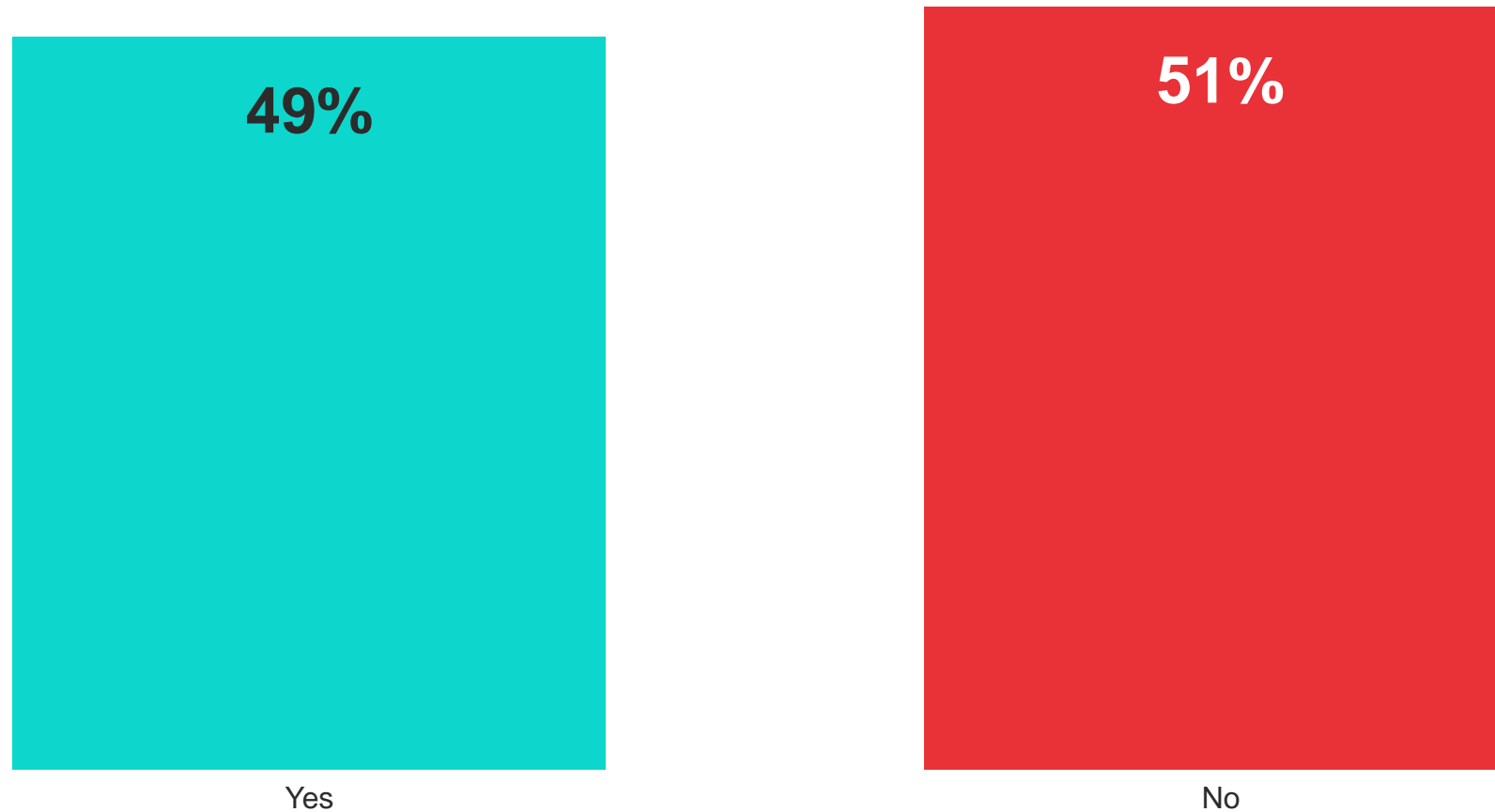


IMPACT OF CHILD CARE

Native American parents who have someone in their household not working are split on if they are not working out of personal choice.

Have you and/or your partner or spouse decided not to work out of personal choice? This could include not wanting or not needing to work.

NATIVE AMERICAN PARENTS WITH SOMEONE IN HOUSEHOLD NOT WORKING, N=61

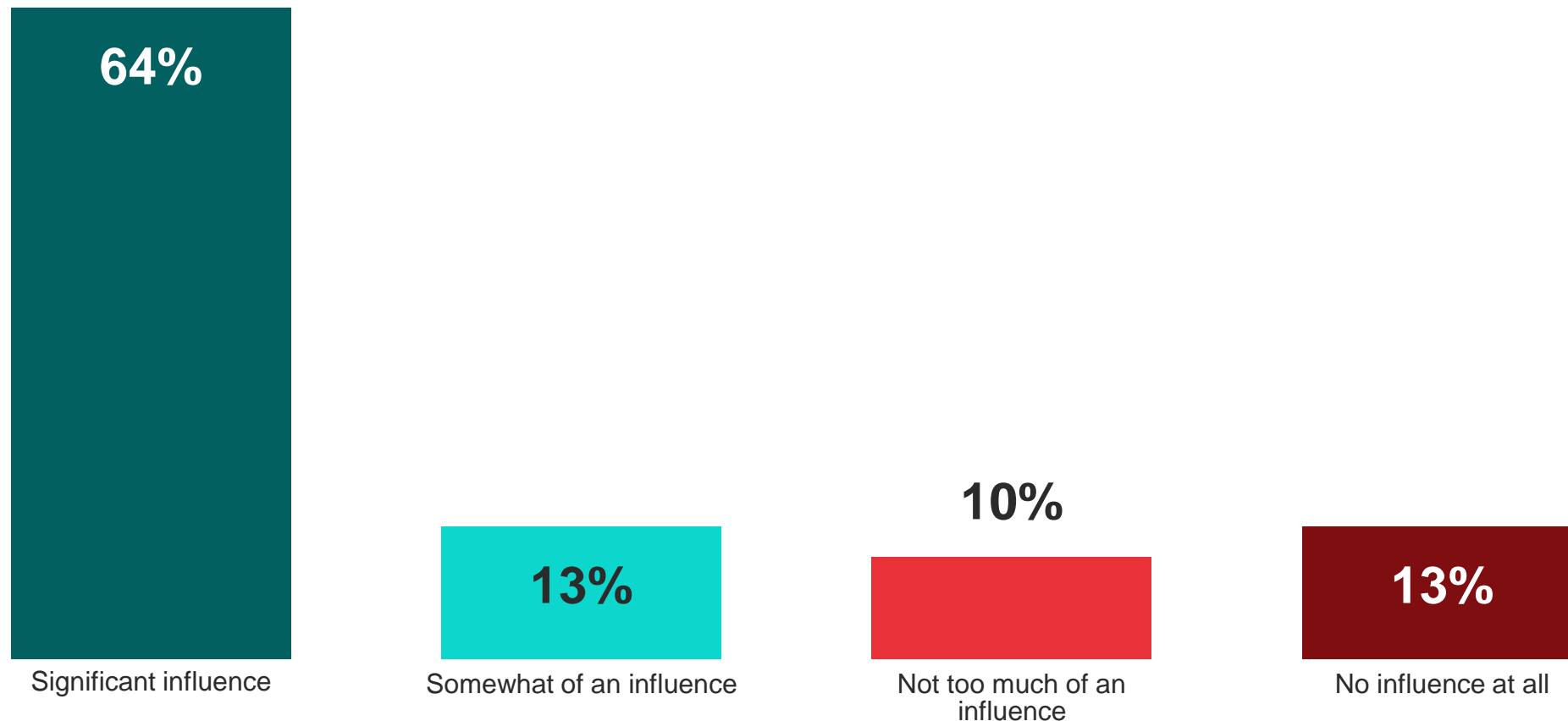


IMPACT OF CHILD CARE

Three in four (77%) Native American parents who have someone in their household not working say child care responsibilities influenced their decision to not work, including 64% who said this *significantly influenced* their decision.

How much of an influence, if at all, did child care responsibilities have in your and/or your partner or spouse's decision not to work?

NATIVE AMERICAN PARENTS WITH SOMEONE IN HOUSEHOLD NOT WORKING, N=61

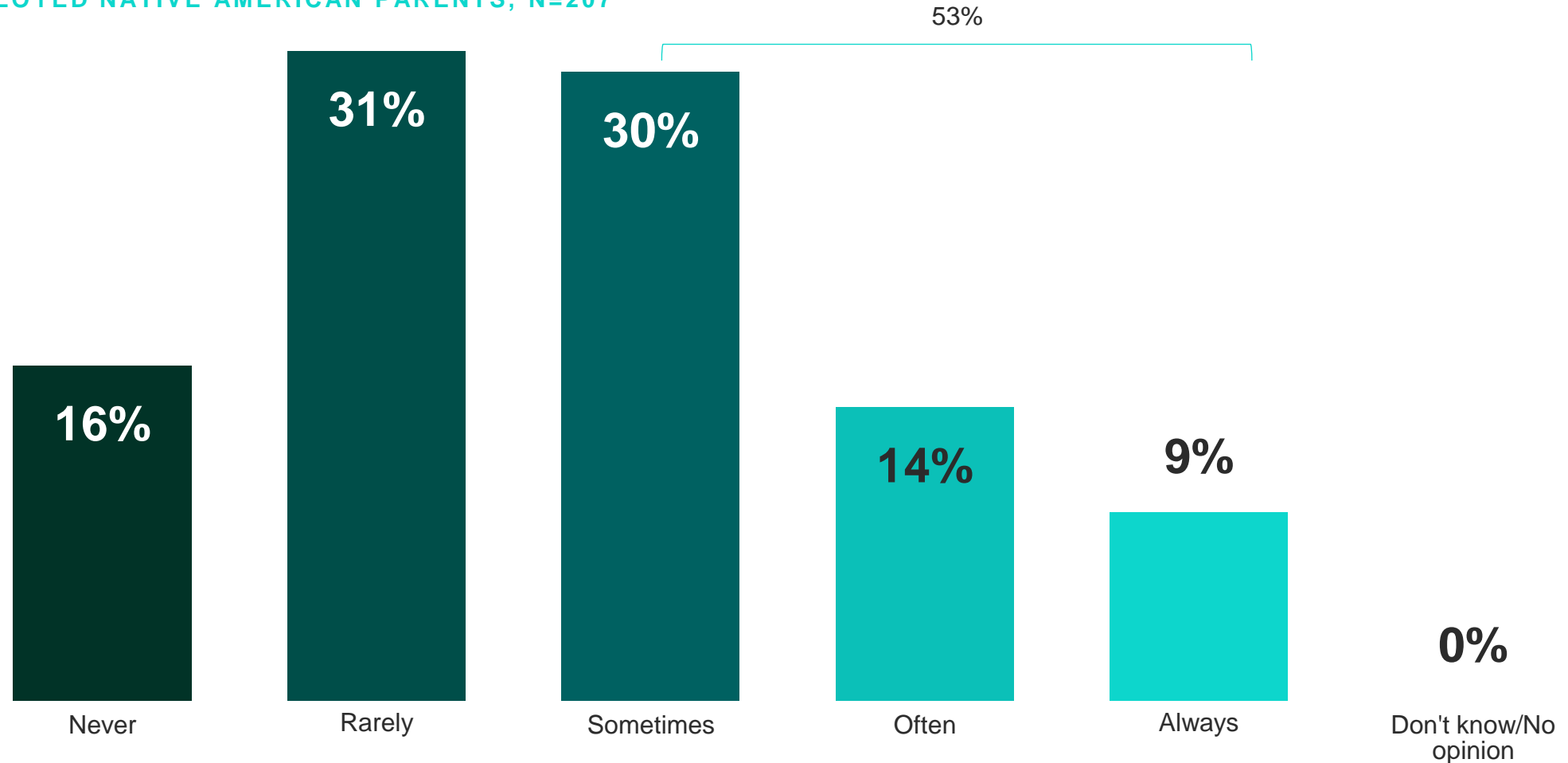


CHILD CARE ARRANGEMENTS

A majority of employed Native American parents (53%) say child care responsibilities have impacted their ability to work over the past month.

In the past month, how frequently, if at all, have child care responsibilities impacted your ability to work or perform work-related tasks?

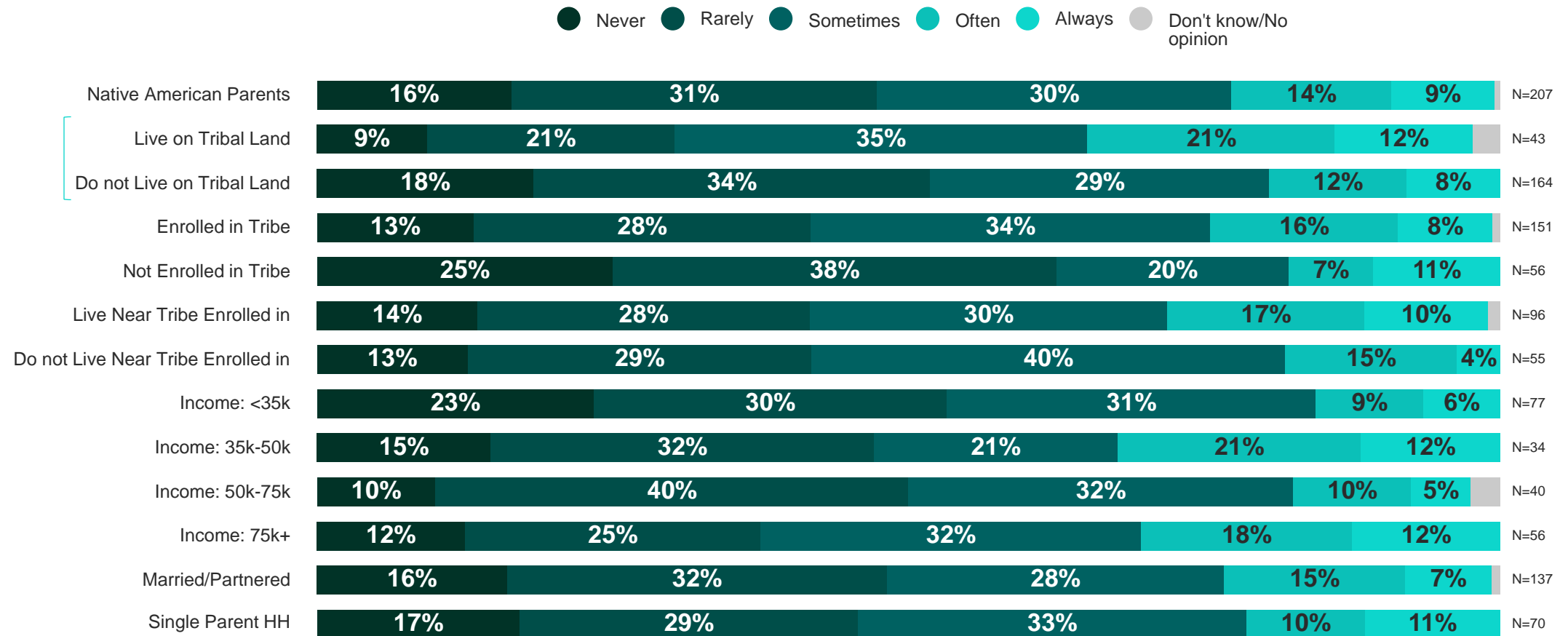
EMPLOYED NATIVE AMERICAN PARENTS, N=207



IMPACT OF CHILD CARE

Employed Native American parents living on tribal land are more likely than those who are not to say child care responsibilities have frequently impacted their ability to work (68% vs. 49% sometimes+). In the past month, how frequently, if at all, have child care responsibilities impacted your ability to work or perform work-related tasks?

EMPLOYED NATIVE AMERICAN PARENTS, N=207

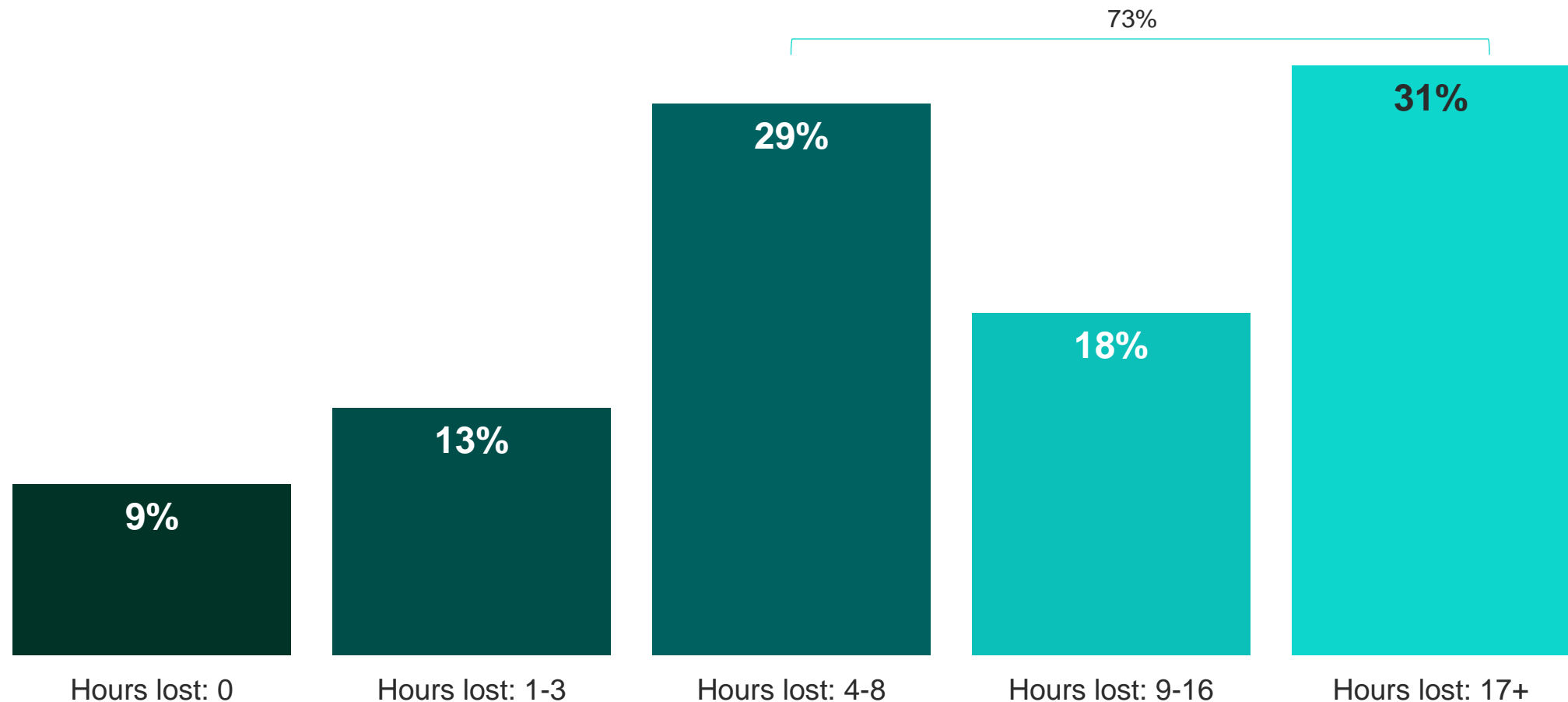


IMPACT OF CHILD CARE

Three quarters of Native American parents (78%) who say child care impacted their ability to work say they have missed over 4 hours in the last month due to child care.

You have indicated that child care responsibilities have impacted your ability to work or perform work-related tasks. In the last month, how many work hours have you missed due to child care responsibilities?

EMPLOYED NATIVE AMERICAN PARENTS WHO CHILD CARE IMPACTED ABILITY TO WORK, N=108



AGENDA

WORK ARRANGEMENTS

CHILD CARE
ARRANGEMENTS

COMMUNITY RESOURCES

CHILD CARE
PREFERENCES

IMPACT OF CHILD CARE

RESPONDENT PROFILE

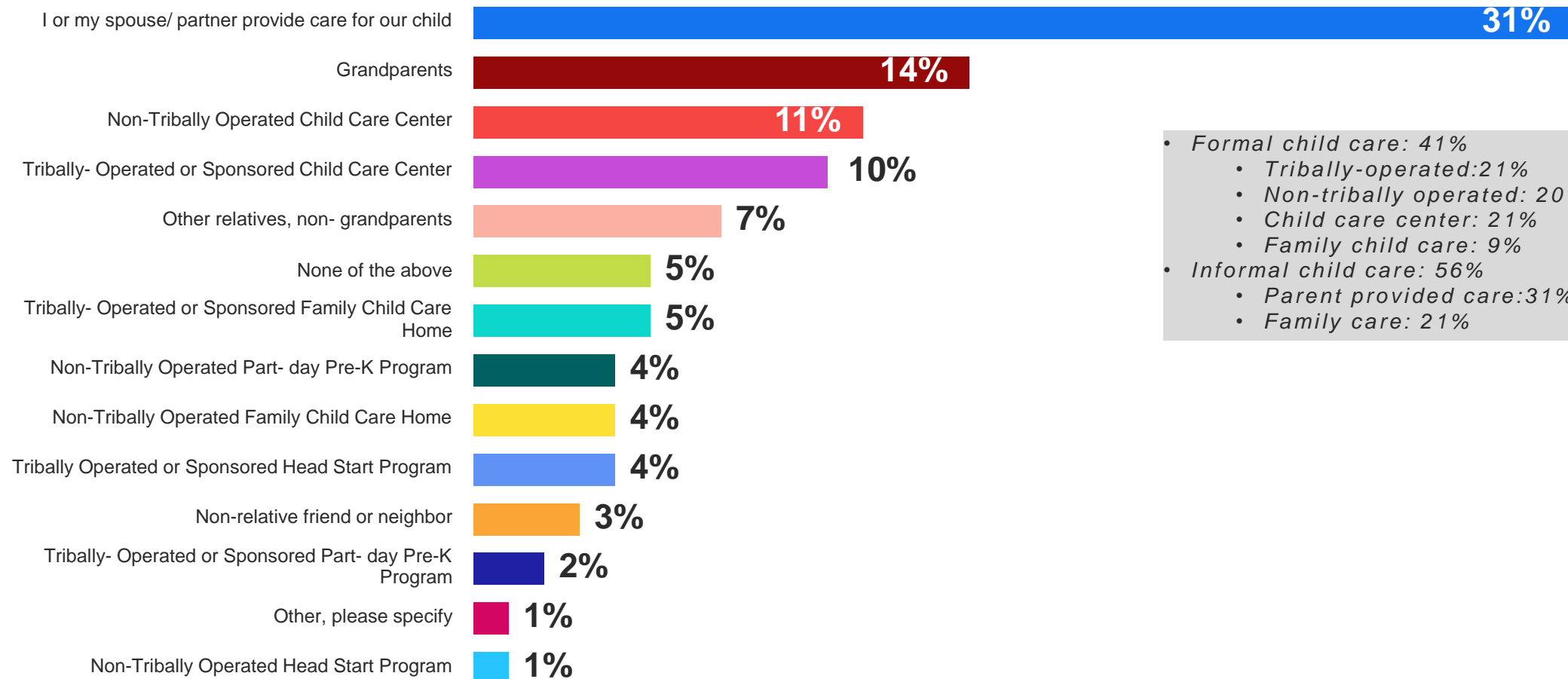


CHILD CARE ARRANGEMENTS

Native American parents are most likely to personally be providing child care for their youngest child (31%).

Which of the following best describes the current primary child care arrangement for your youngest child?

NATIVE AMERICAN PARENTS, N=250



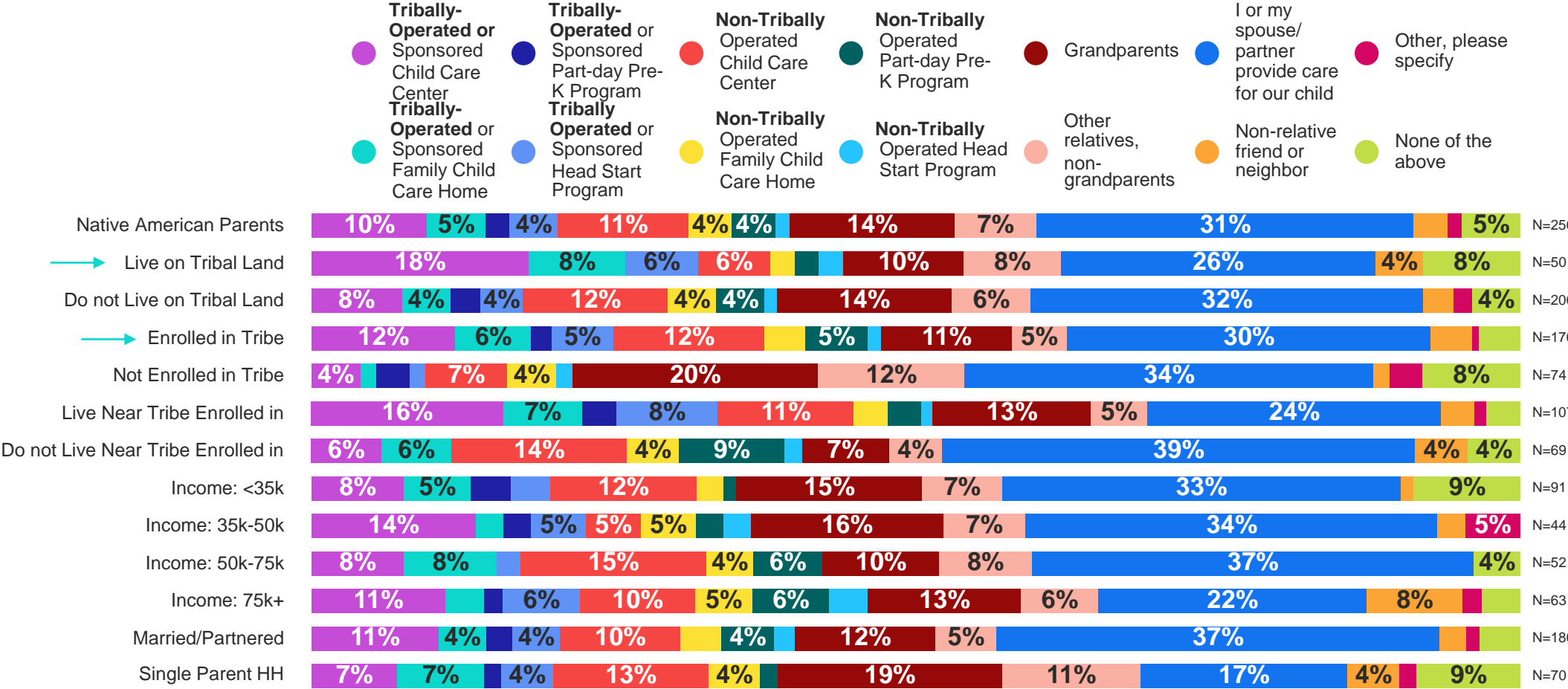
- *Formal child care: 41%*
 - *Tribally-operated: 21%*
 - *Non-tribally operated: 20%*
 - *Child care center: 21%*
 - *Family child care: 9%*
- *Informal child care: 56%*
 - *Parent provided care: 31%*
 - *Family care: 21%*

CHILD CARE ARRANGEMENTS

At least a quarter of Native American parents who live on a tribe (32%) and those enrolled in a tribe (25%) rely on tribally-operated child care.

Which of the following best describes the current primary child care arrangement for your youngest child?

NATIVE AMERICAN PARENTS, N=250

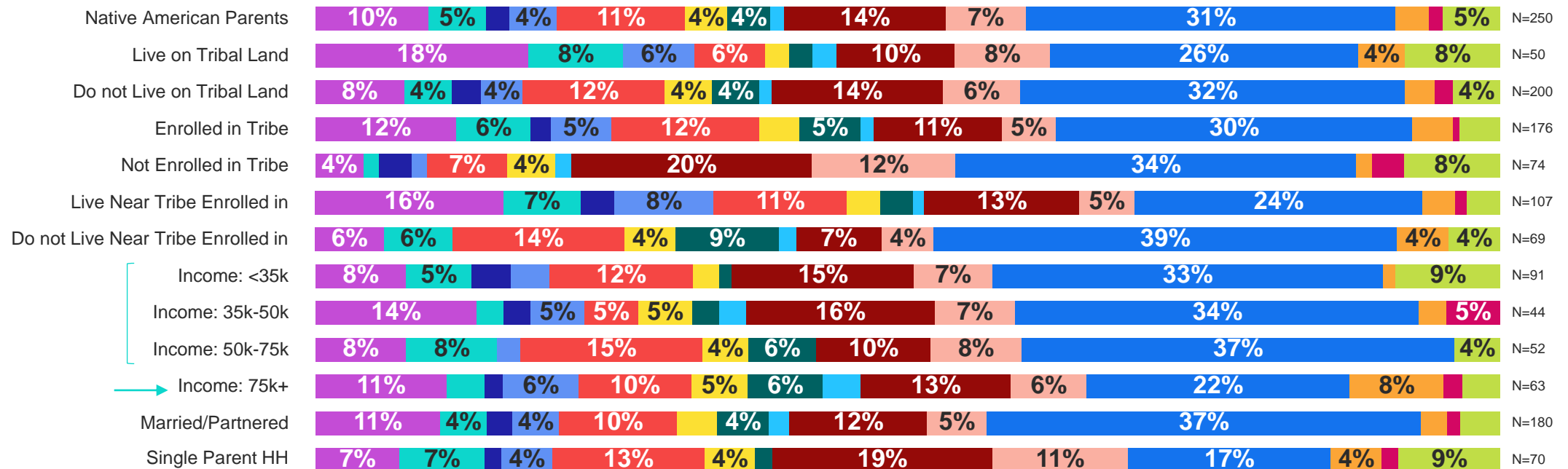
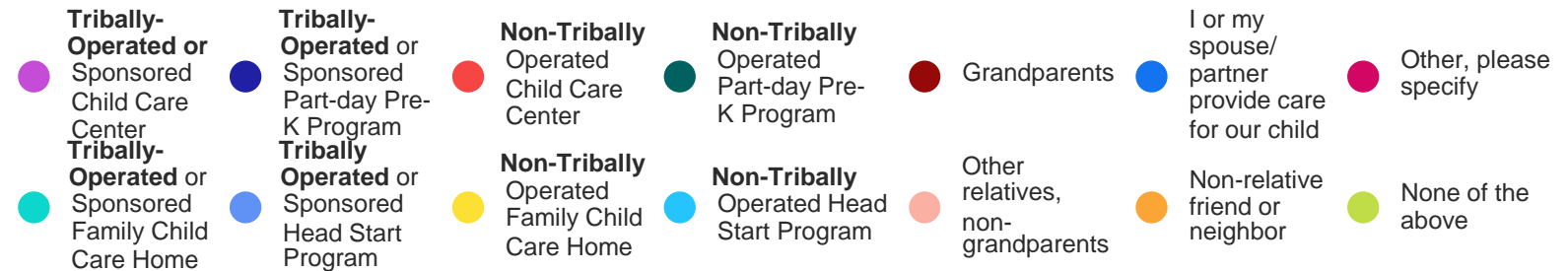


CHILD CARE ARRANGEMENTS

Native American parents with an income over \$75k are less likely than parents of other income levels to personally provide child care.

Which of the following best describes the current primary child care arrangement for your youngest child?

NATIVE AMERICAN PARENTS, N=250

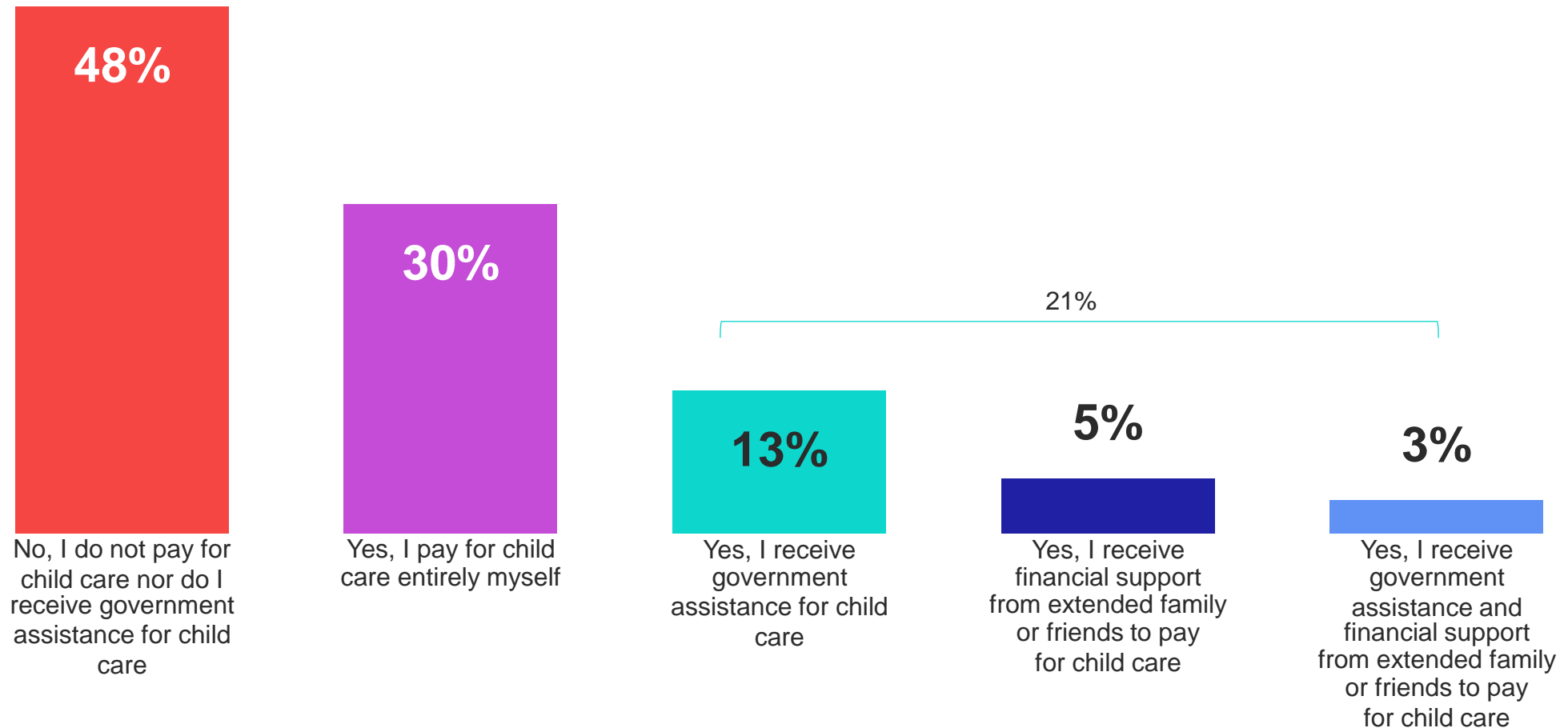


CHILD CARE ARRANGEMENTS

While 48% of Native American parents do not pay for child care, 30% pay for child care entirely themselves, and 21% receive financial assistance.

Are you currently paying for child care for any of your children under the age of 5?

NATIVE AMERICAN PARENTS, N=250

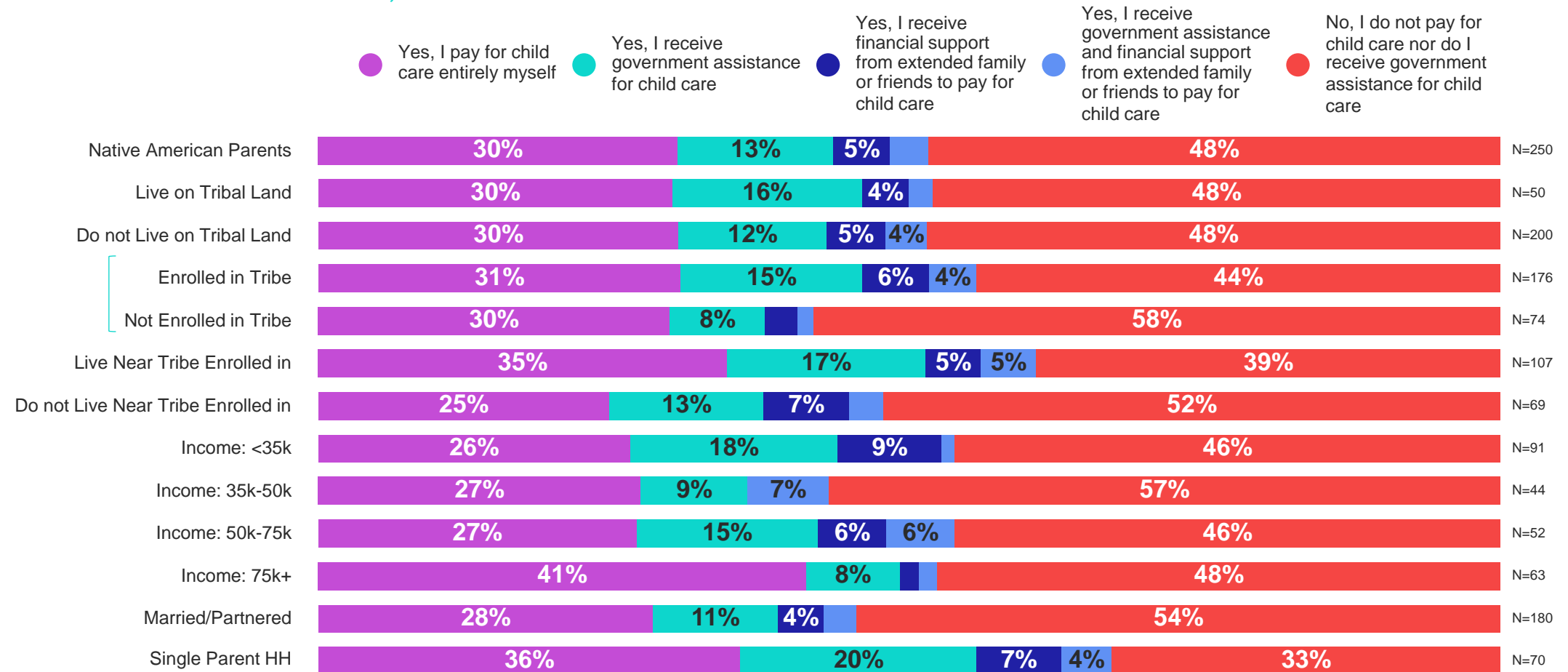


CHILD CARE ARRANGEMENTS

Native American parents enrolled in a tribe are more likely than those not enrolled in a tribe to be receiving financial assistance of some sort (25% vs. 11%).

Are you currently paying for child care for any of your children under the age of 5?

NATIVE AMERICAN PARENTS, N=250



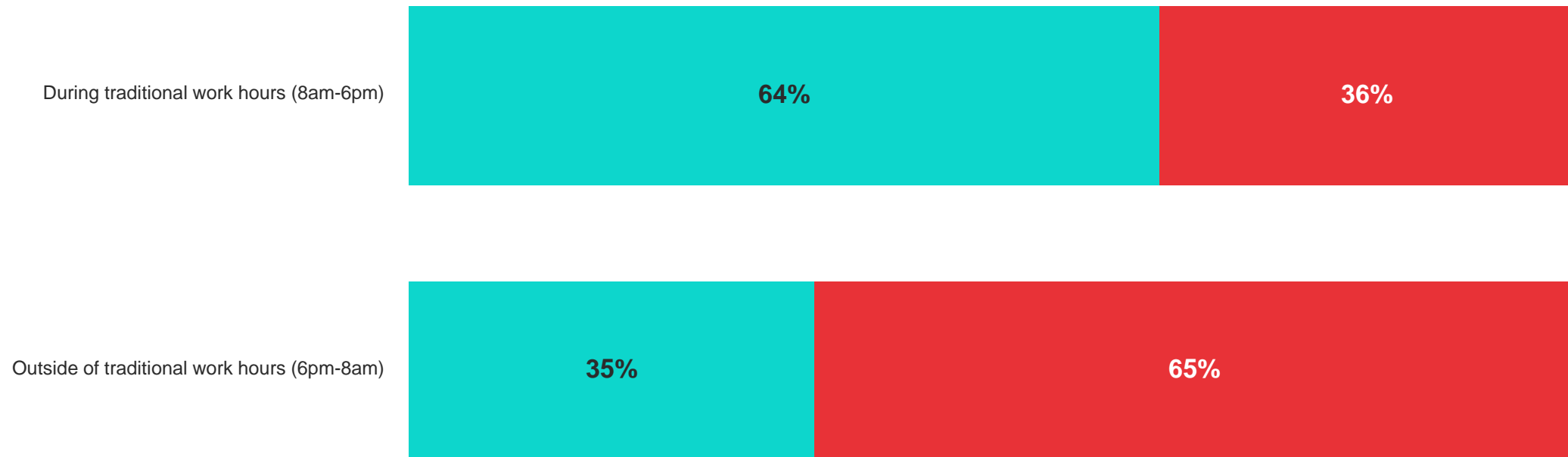
CHILD CARE ARRANGEMENTS

A third of Native American parents (35%) indicated they need a child care arrangement outside of traditional work hours.

A child-care arrangement can include centers, home-based child care, pre-k, relatives, parents, etc. In a typical week, does your family need a child care arrangement for your children under 5 so that you (or both you and your spouse/partner) can work during the following hours?

NATIVE AMERICAN PARENTS, N=250

● Yes ● No

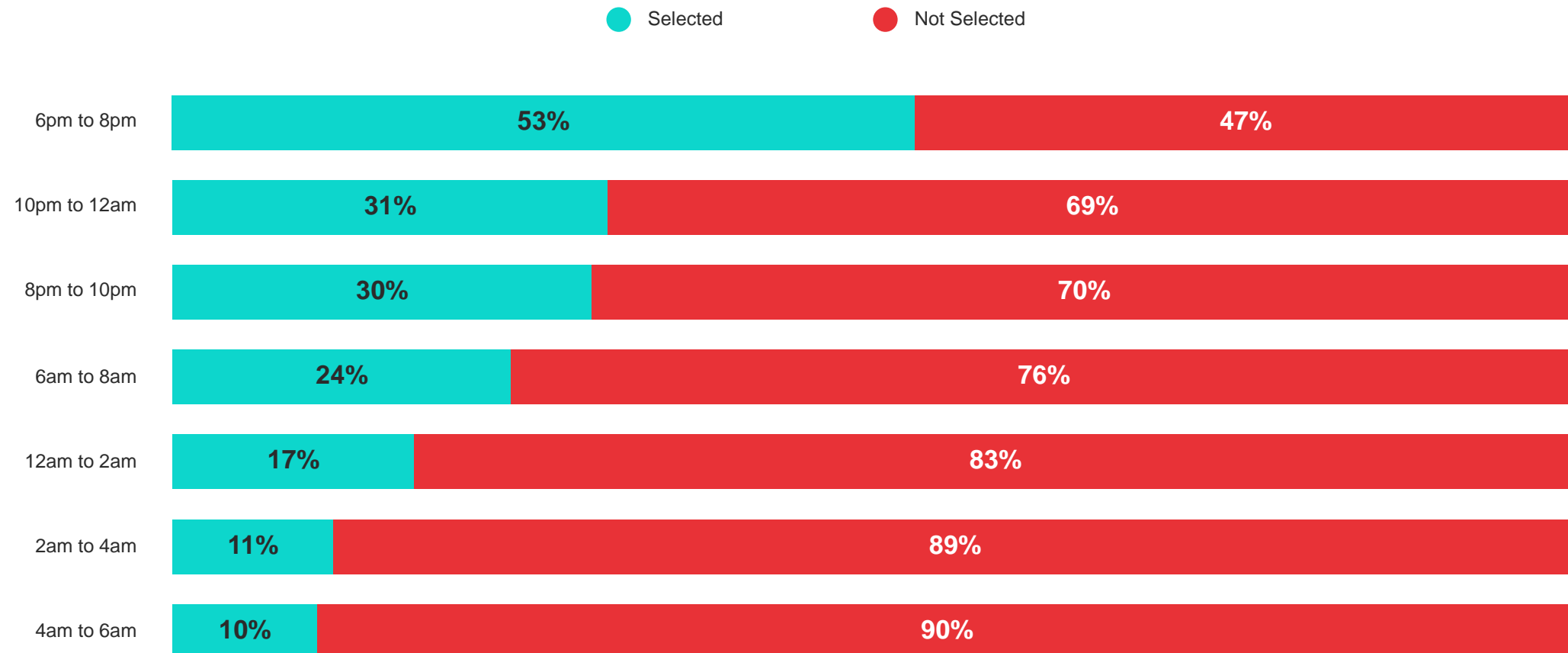


CHILD CARE ARRANGEMENTS

Among those who need child care outside of traditional work hours, they are most likely to need care in the evening (53%, 6pm-8pm).

Which of the following hours do you require a child care arrangement? Please select all that apply.

NATIVE AMERICAN PARENTS WHO NEED CHILD CARE OUTSIDE OF TRADITIONAL HOURS, N=87

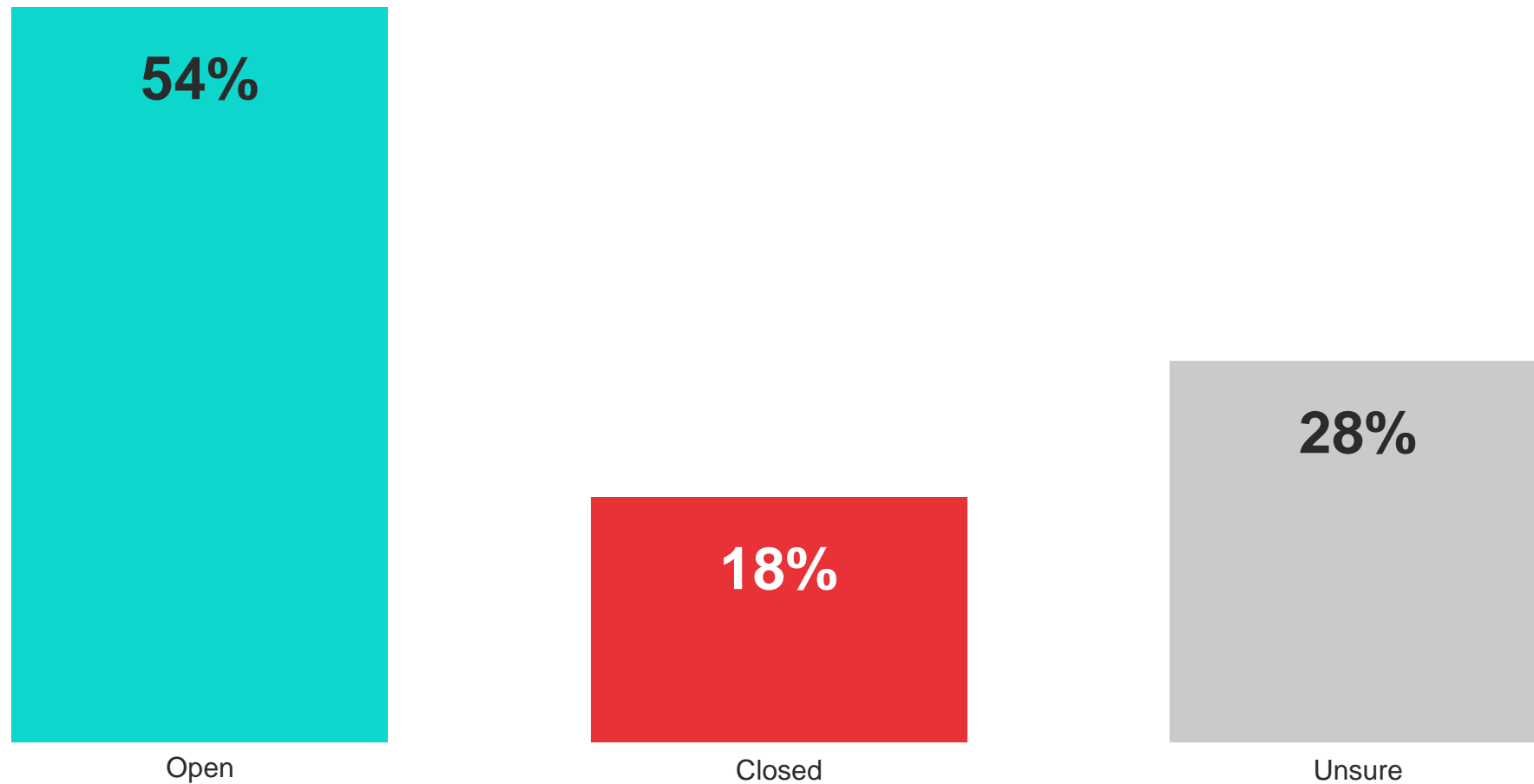


CHILD CARE ARRANGEMENTS

A fifth of Native American parents (18%) say the child care arrangement they used prior to the pandemic is closed.

Is the primary child care arrangement you used prior to the pandemic for your youngest child currently open or closed?

NATIVE AMERICAN PARENTS, N=250

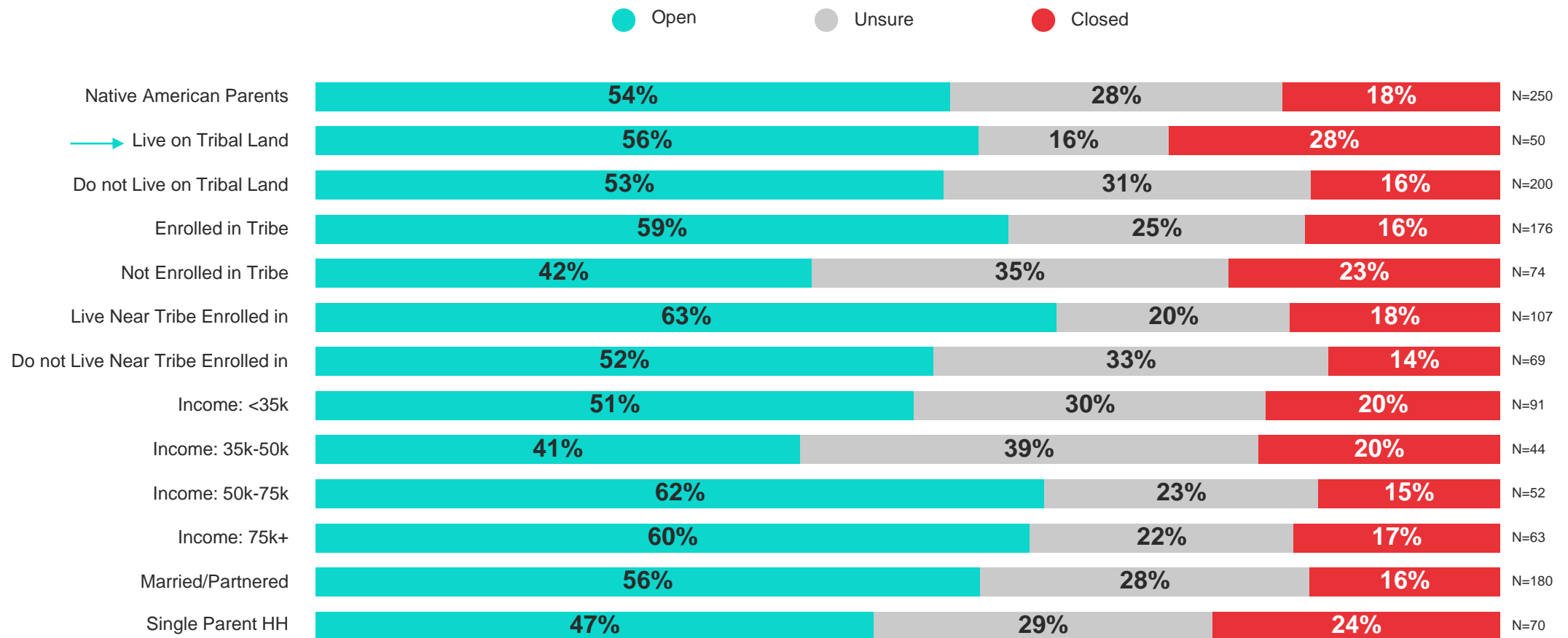


CHILD CARE ARRANGEMENTS

A quarter (28%) of Native American parents living on tribal land say the child care arrangement they were using prior to the pandemic has closed.

Is the primary child care arrangement you used prior to the pandemic for your youngest child currently open or closed?

NATIVE AMERICAN PARENTS, N=250

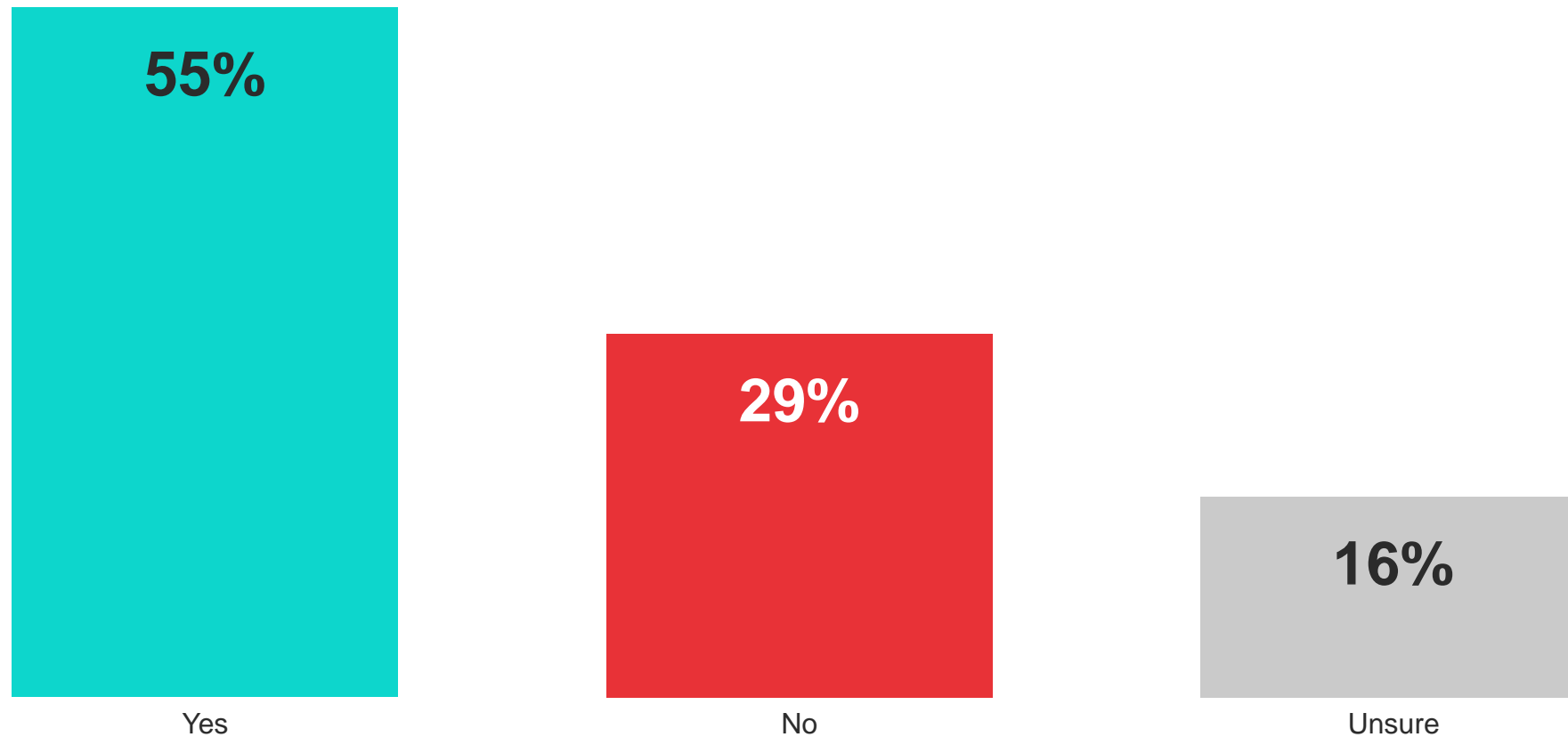


CHILD CARE ARRANGEMENTS

Half of Native American parents currently using a formal child care arrangement (55%) say their provider is experiencing employee shortages.

Is your current child care provider experiencing any employee shortages? This could include not having enough caregivers to open, having to reduce classroom size, or having limited availability because they do not have enough staff.

NATIVE AMERICAN PARENTS CURRENTLY USING A FORMAL CHILD CARE ARRANGEMENT, N=99



AGENDA

WORK ARRANGEMENTS

CHILD CARE
ARRANGEMENTS

COMMUNITY RESOURCES

CHILD CARE
PREFERENCES

IMPACT OF CHILD CARE

RESPONDENT PROFILE



CHILD CARE PREFERENCES

Trust, cleanliness, qualified staff, and what is taught to child are important characteristics of a child care provider to Native American parents not living on a tribal land.

When looking for a child care arrangement, **what characteristics of a child care provider are most important to you? OPEN END**

NATIVE AMERICAN PARENTS NOT LIVING ON TRIBAL LAND, N=200

FREQUENT RESPONSES

- **Trust**
 - *“Trust knowing the person well enough to trust them with my child.”*
 - *“Honest and trustworthy”*
 - *I want to know my child is being treated well and fairly. My biggest worry is abuse.*
- **Clean**
 - *“Clean and safe hygiene.”*
 - *“Being able to afford child care and not having family member who can watch my child while I work.”*
- **Qualified Staff**
 - *“Clean, well trained staff, experienced staff, cameras located in classrooms, a responsive staff & director, a well scheduled day with daily routines such as set meal times, naps, play times etc.. Staff who actually love working with kids.”*
- **Curriculum**
 - *“If the program is clean, currently meeting licensing standards and if the staff shows general knowledge and affection for my child.”*
 - *“The facility is properly staffed with enough caretakers to provide for all children. All employees have been through proper training and have had extensive background checks.”*
 - *“Engaging activities that help little ones grow mentally and physically and respect.”*
 - *“Curriculums taught or activities throughout the day.”*



CHILD CARE PREFERENCES

On the other hand, availability, cost, accessibility, quality of care, and operating hours are the largest barriers to Native American parents not living on tribal land.

What are the **largest barriers** to your household in accessing child care for your youngest child? **OPEN END**

NATIVE AMERICAN PARENTS LIVING ON TRIBAL LAND, N=200

FREQUENT RESPONSES

- **Availability**
 - “Cost and availability. Anything we can afford has a waiting list years long.”
- **Cost**
 - “Single family income only and paying for child care is hard and do not have the funds.”
 - “Being able to afford child care and not having family member who can watch my child while I work.”
- **Accessibility**
 - “Distance to daycare makes it hard. Also that they close at 430pm daily.”
 - “I struggle to find the time to take my child back and forth to day care.”
 - There are no tribal affiliated carriers where we live.
- **Quality of care**
 - “Finding a day-care provider that would meet the needs of our special needs child. Not all daycare centers/child care providers have that training. This needs to be addressed.”
 - “I wished we were closer to tribal lands so my child could attend a quality program that teaches real life skills and accurate histories.”
- **Operating Hours**
 - “No one to watch my child at night.”
 - “Sometimes the childcare facility closes and I still have to work and find someone to watch my kids or take off during those days they close. Such as for Covid they’ve closed several times for up to two weeks. All holidays, all school closing days.”



CHILD CARE PREFERENCES

Among those living on tribal land, cleanliness, trust, communication, qualified staff, and culture are the most important characteristics of a child care provider.

When looking for a child care arrangement, **what characteristics of a child care provider are most important to you?** OPEN END

NATIVE AMERICAN PARENTS LIVING ON TRIBAL LAND, N=50

FREQUENT RESPONSES

• **Cleanliness**

- *“Facility must be clean and well maintained, safe for my children.”*

• **Trustworthy**

- *“Trustworthy. Dependability. Responsibility. Being in contact and asking permission from us parents before doing things.”*

• **Communication**

- *“Kind, honest, can communicate, helps with child development.”*
- *“Trusting, gentle, good communication skills, and experience working with children.”*
- *“That they are trustworthy and safe to leave my child.”*

• **Qualified Staff**

- *“Are they certified child care workers with the right training and experience.”*
- *“Someone who has experience with young and older children, someone who is patient and kind and likes to do activities with the kids, indoor and outdoor.”*

• **Culture**

- *“To keep our child with her culture her family.”*
- *“Cultural and language knowledge/teachings.”*



CHILD CARE PREFERENCES

On the other hand, impacts of COVID-19, Cost, availability and quality of care are the largest barriers to accessing child care to Native American parents living on tribal land.

What are the **largest barriers** to your household in accessing child care for your youngest child? **OPEN END**

NATIVE AMERICAN PARENTS LIVING ON TRIBAL LAND, N=50

FREQUENT RESPONSES

• COVID-19

- *“Right now COVID is a big barrier, people have to quarantine which many affect us as a family or even my provider and their family. Sickesses going around also, and keeping them home because of the colds.”*
- *“Covid-19, my youngest is 1.5 years old, fearing for my kids would get sick if we have to find a babysitter.”*

• Cost

- *“The biggest barriers for accessing child care in my household are the fact of not being able to afford or be able to medically take my child to where he needs to be every day. And its disheartening.”*
- *“It always a financial barrier, I can not afford daycare, rent, utilities, and medical insurance premiums. Without help from daycare*

assistance I wouldn't be able to take him to daycare so I can work.

• Availability of child care

- *“The availability of child care in town. Transportation.”*
- *“The childcare nearest is currently closed, only take kids up to age 3.”*
- *“No childcare provided on tribal land.”*
- *There are no reliable sitters in our town. Its usually left up to just me and my boyfriend to care for our kids and make arrangements with our jobs.”*

• Quality of care

- *“Finding a good quality daycare that will take an infant.”*
- *“Finding a child care with children her age and people you can trust.”*

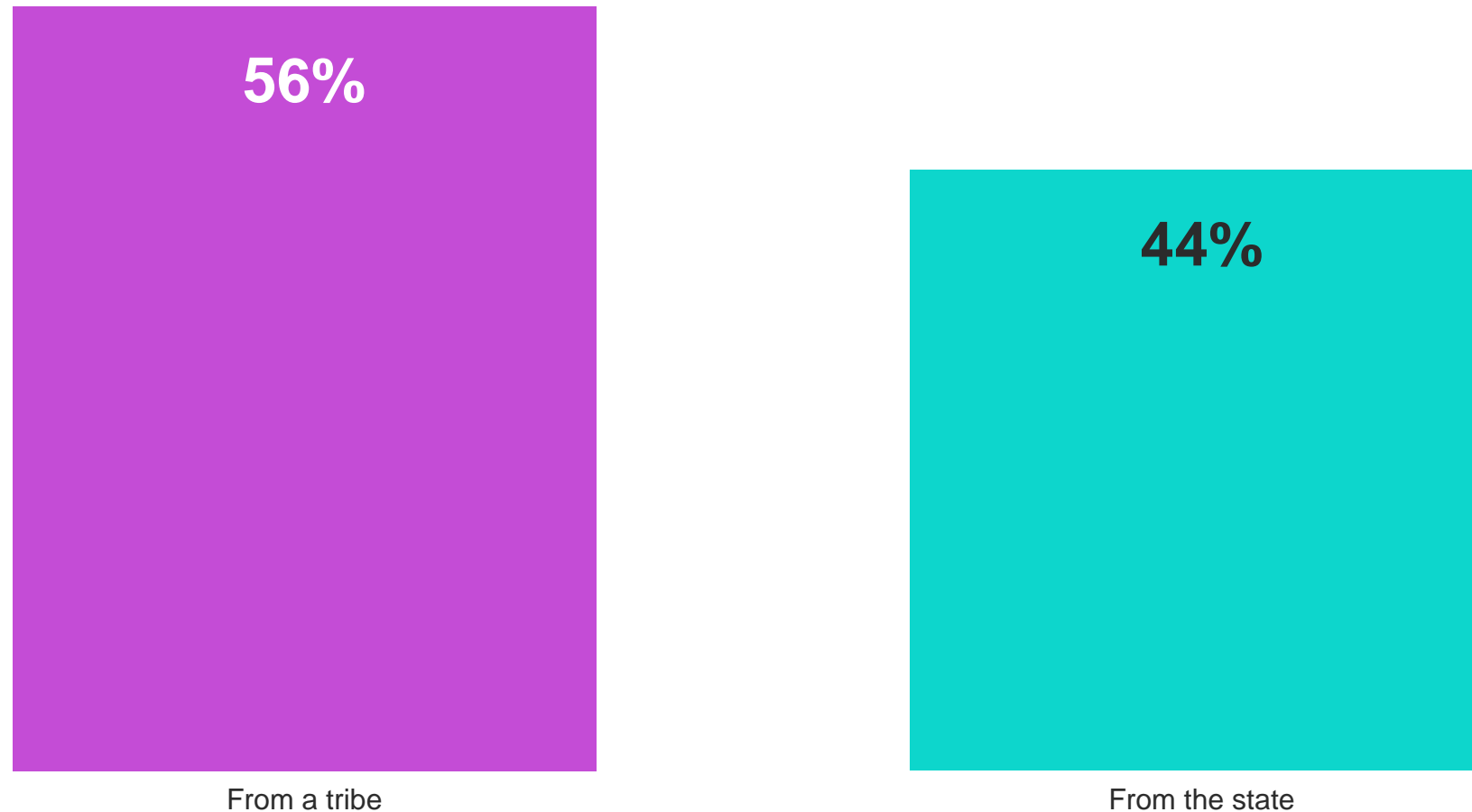


CHILD CARE PREFERENCES

Native American parents are more likely to prefer child care services from a tribe (56%) rather than from the state (44%).

If you do not receive child care services from either a tribe or the state, which would be your preferred way of accessing these services?

NATIVE AMERICAN PARENTS, N=250

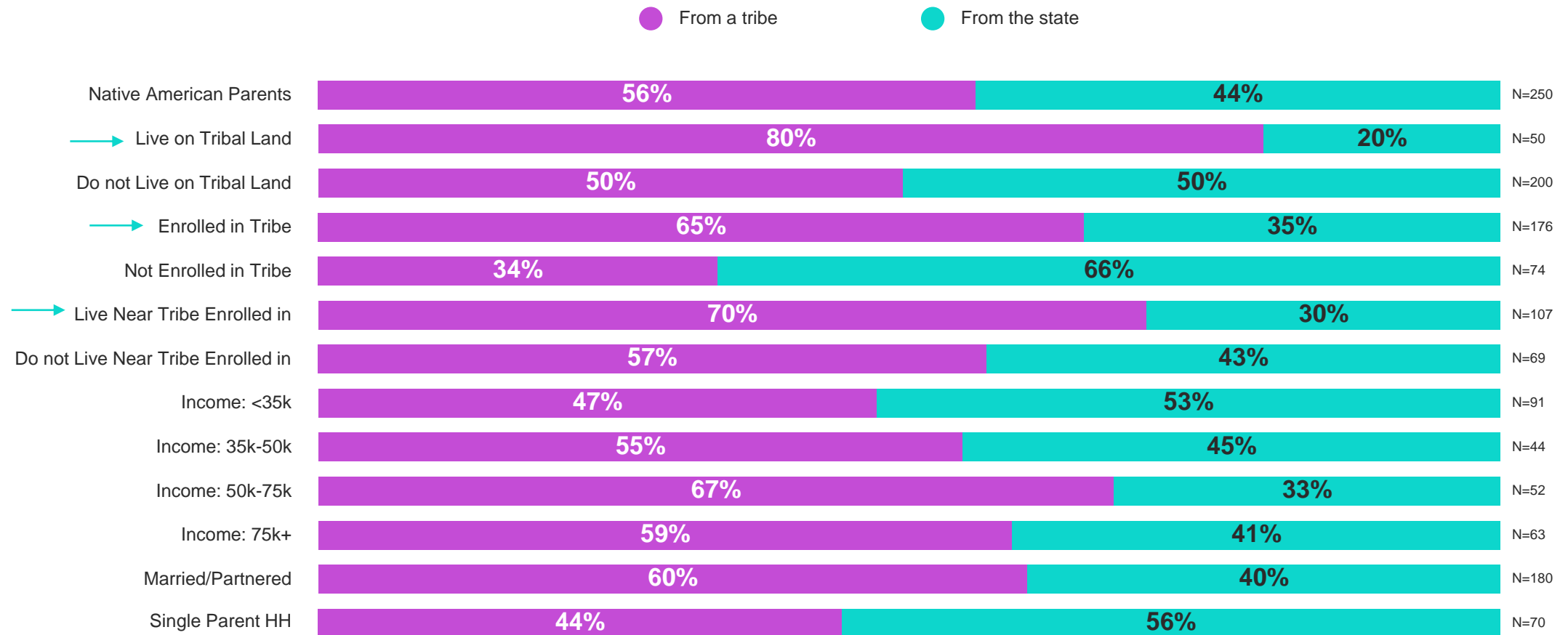


CHILD CARE PREFERENCES

Native American parents living on (80%), enrolled in (65%), or living near a tribe (70%) are most likely to prefer child care services from a tribe over the state.

If you do not receive child care services from either a tribe or the state, which would be your preferred way of accessing these services?

NATIVE AMERICAN PARENTS, N=250

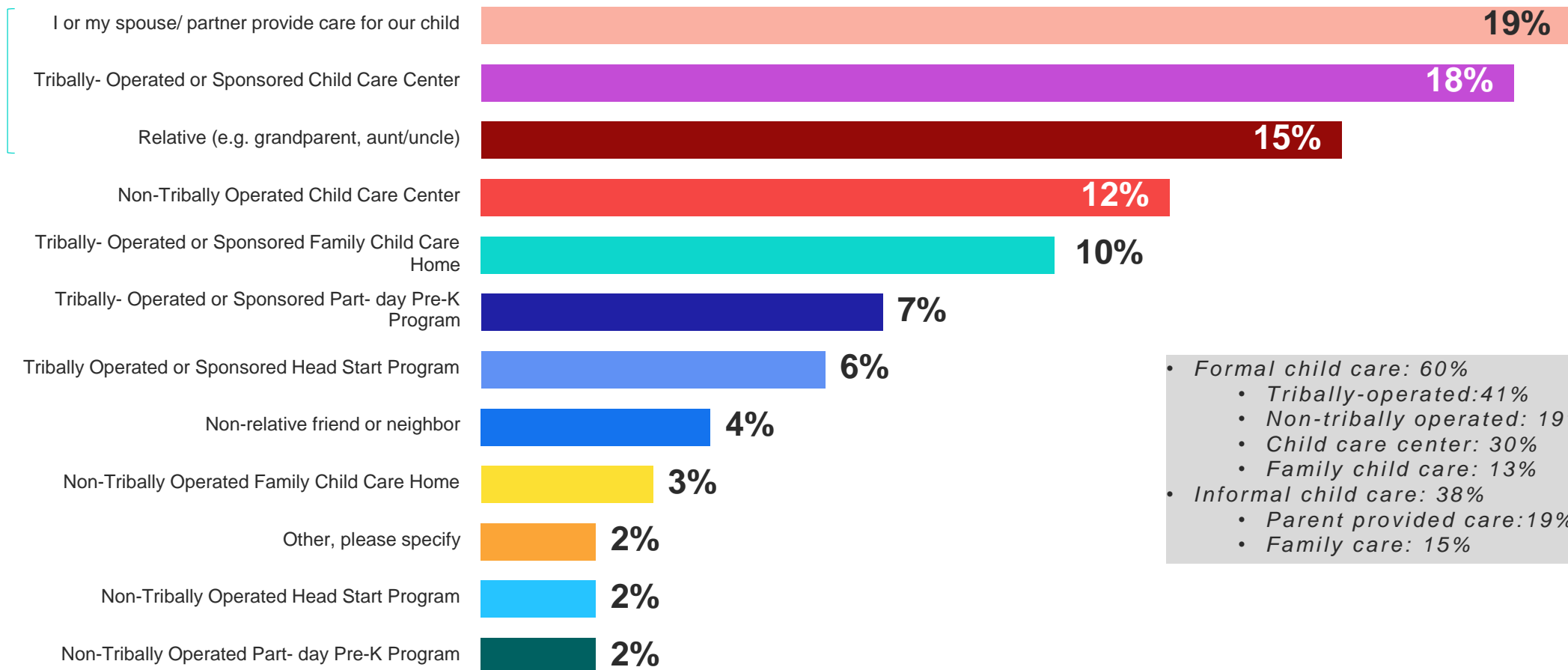


CHILD CARE PREFERENCES

If child care were free, Native American parents are divided on what type of child care arrangement they prefer most. A fifth prefer personally providing care (19%) or care from a tribally-operated or sponsored child care center (18%).

If child care were free for your family, what type of child care arrangement would you most prefer?

NATIVE AMERICAN PARENTS, N=250



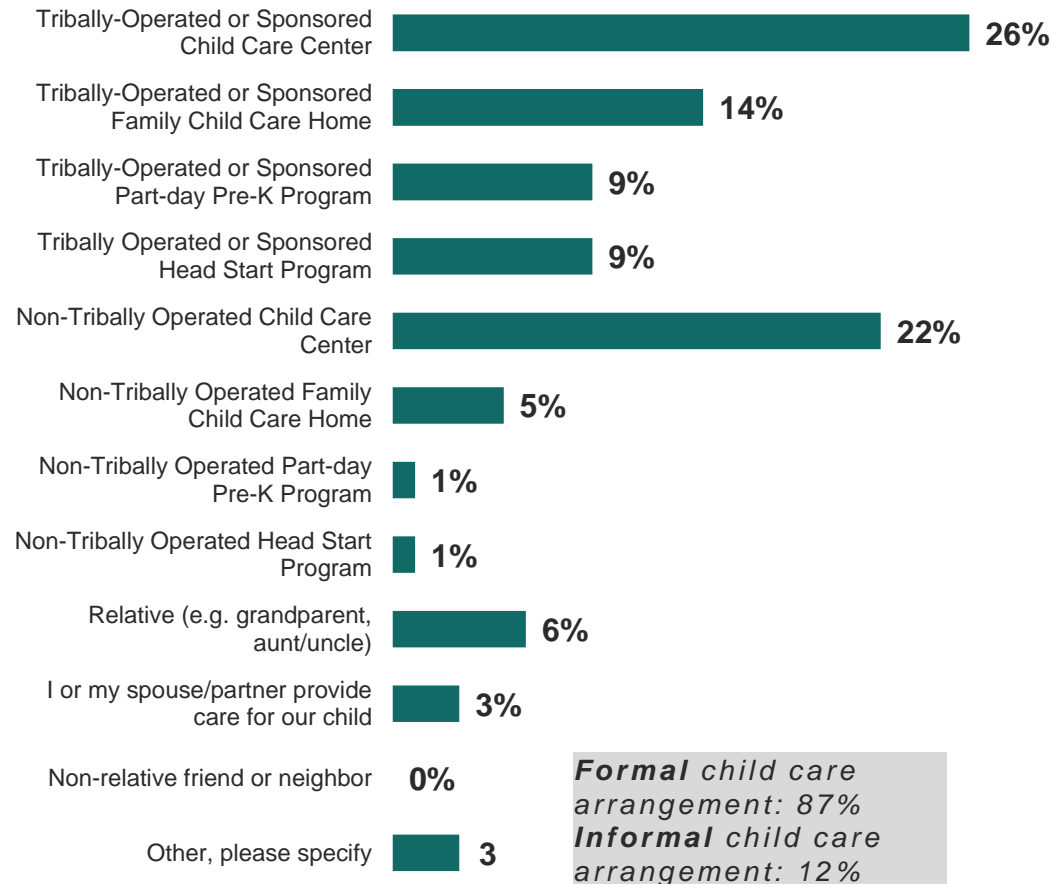
- *Formal child care: 60%*
 - *Tribally-operated: 41%*
 - *Non-tribally operated: 19%*
 - *Child care center: 30%*
 - *Family child care: 13%*
- *Informal child care: 38%*
 - *Parent provided care: 19%*
 - *Family care: 15%*

CHILD CARE PREFERENCES

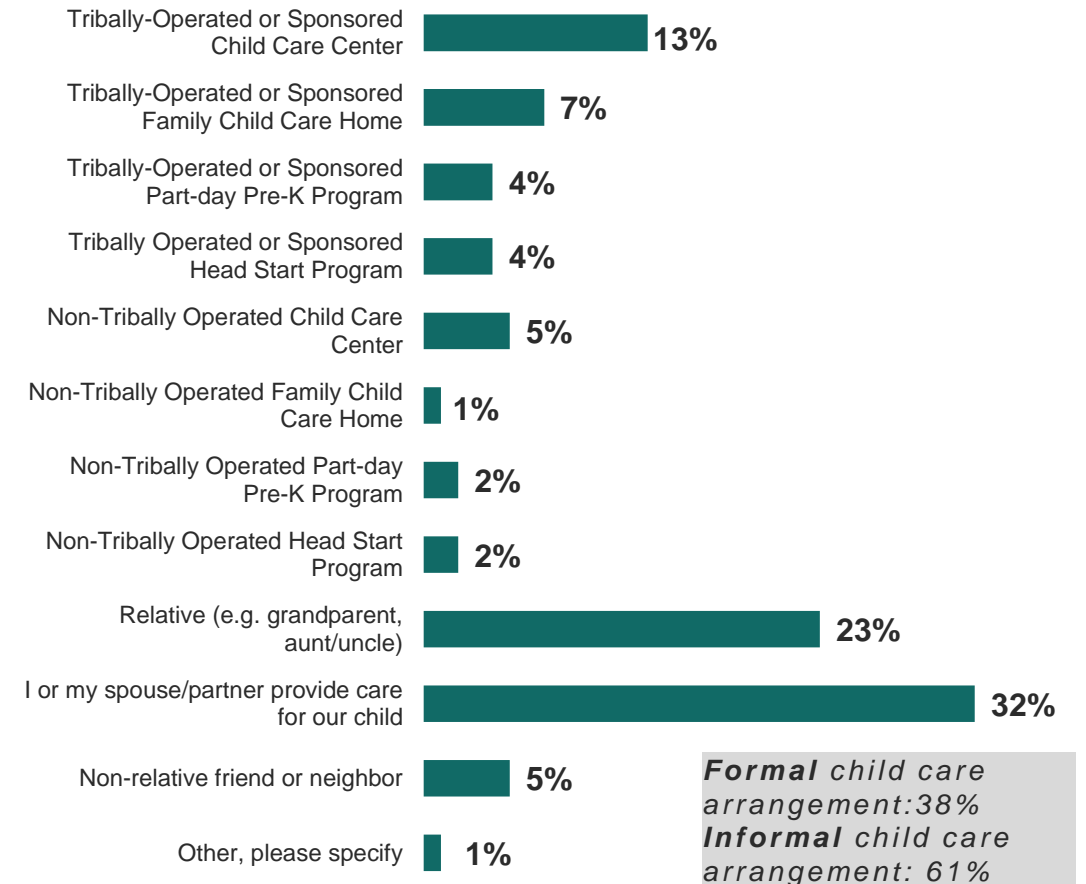
Native American parents are most likely to prefer the child care arrangement they are currently using; those using a formal child care arrangement are prefer a formal arrangement (87%) and the same is true for those using an informal arrangement (61%).

If child care were free for your family, what type of child care arrangement would you most prefer?

CURRENTLY USING FORMAL ARRANGEMENT, N=99



CURRENTLY USING INFORMAL ARRANGEMENT, N=136

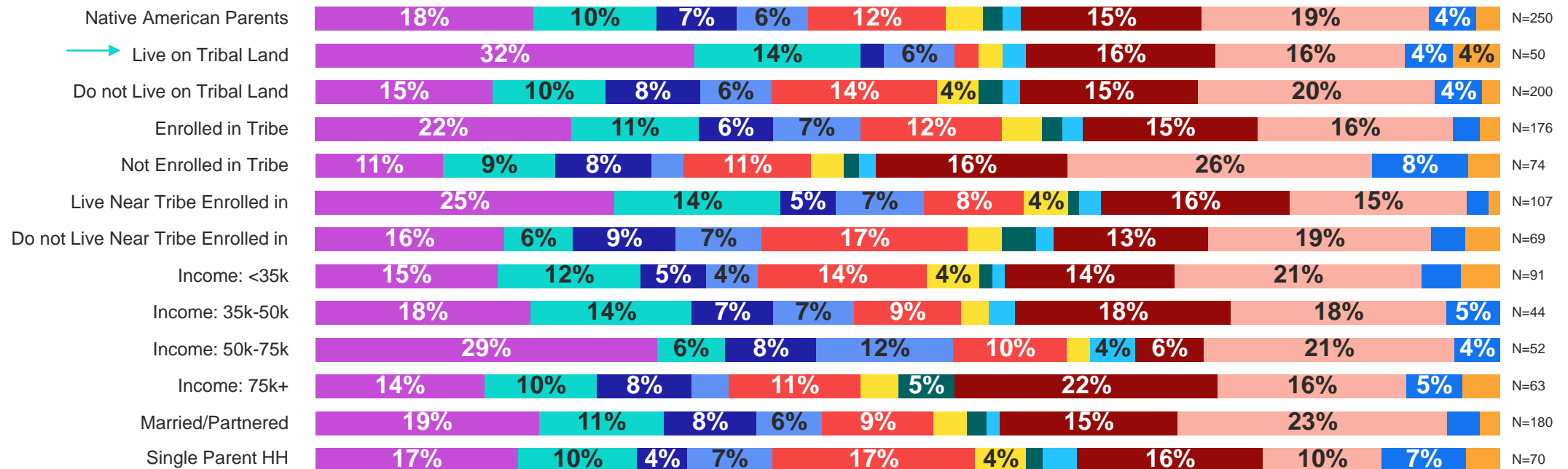
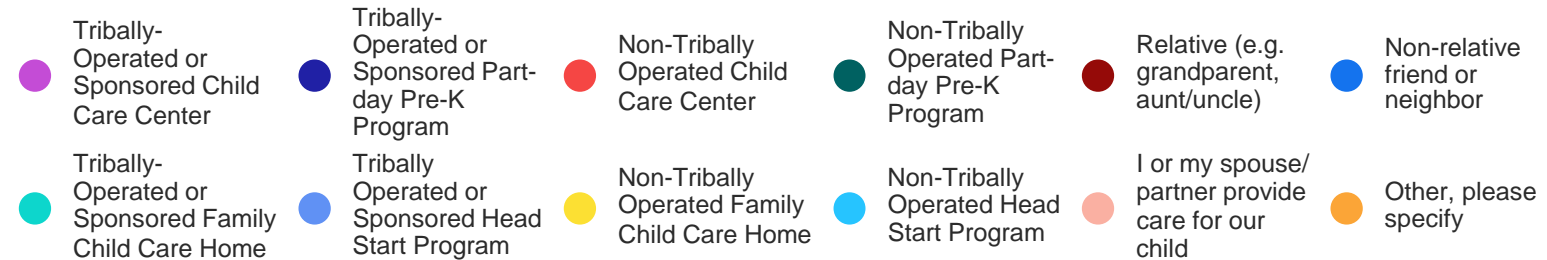


CHILD CARE PREFERENCES

Half of parents living on tribal land (54%) would prefer a tribally-operated child care arrangement if it were free for their family.

If child care were free for your family, what type of child care arrangement would you most prefer?

NATIVE AMERICAN PARENTS N=250

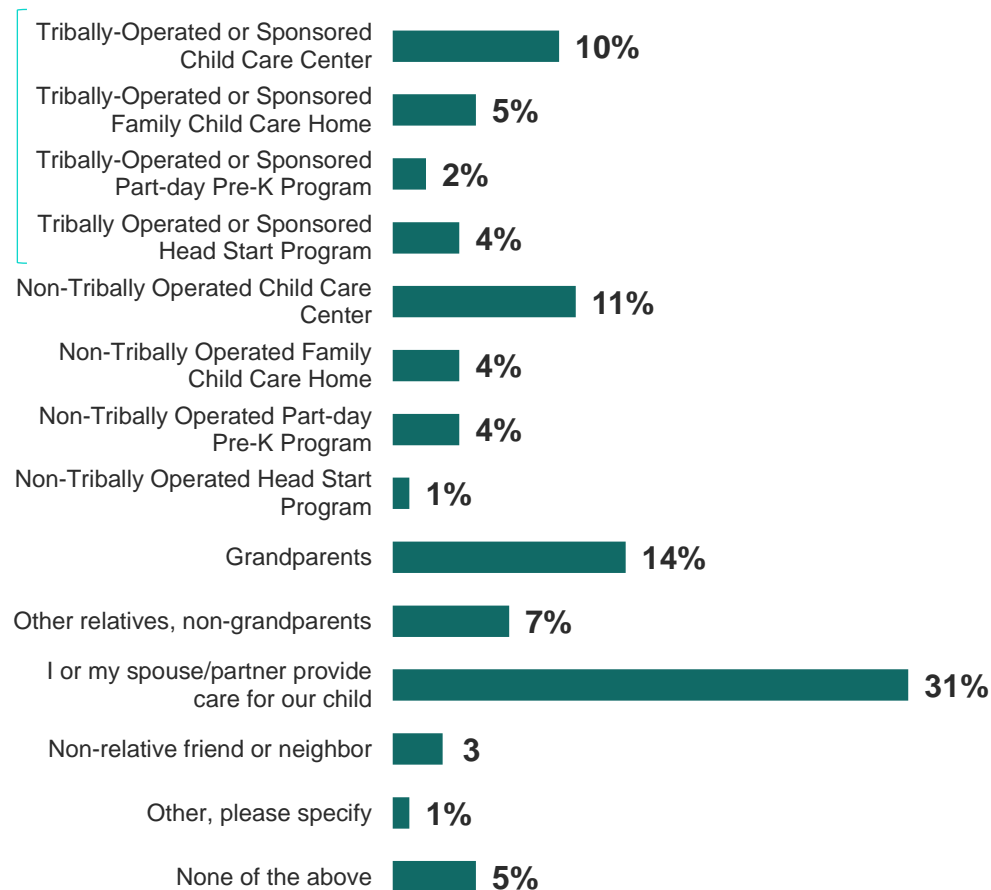


CHILD CARE PREFERENCES

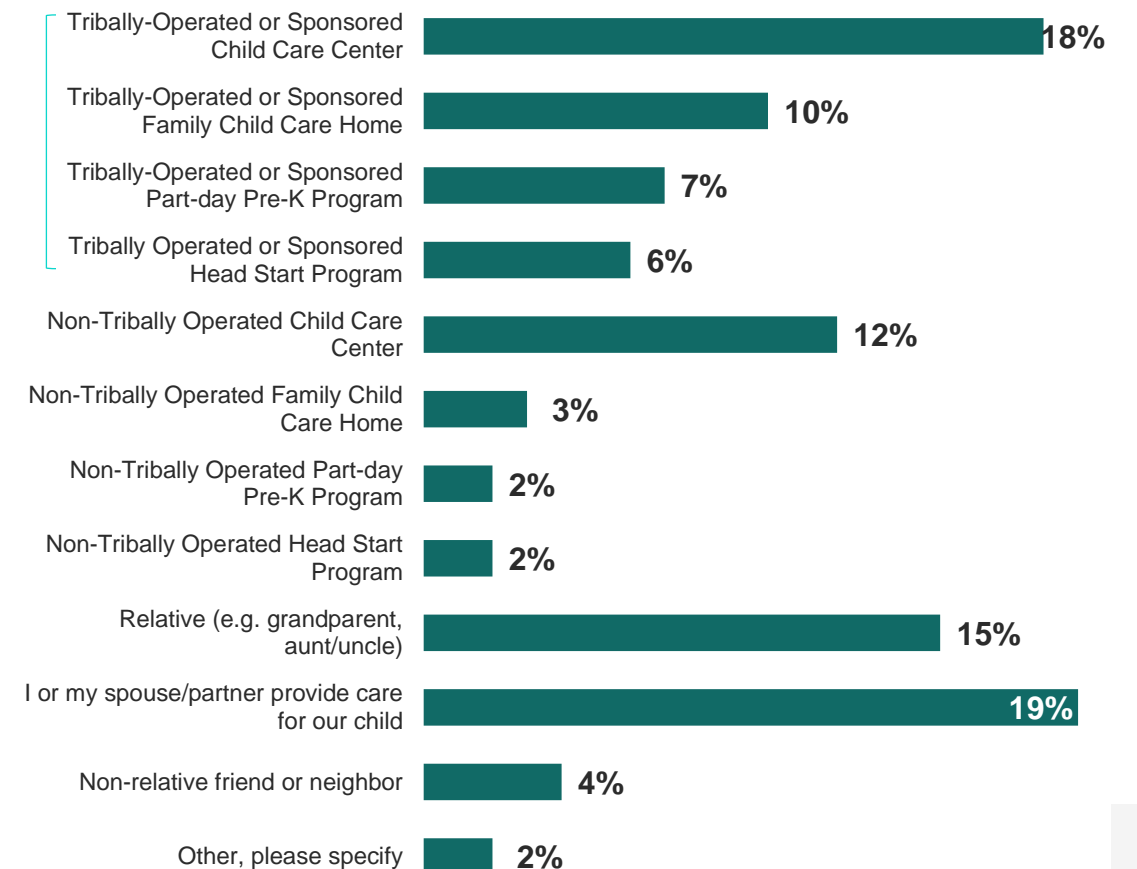
Native American parents are more likely to prefer using a tribally-operated child care arrangement than they are currently using this type of arrangement (41% vs. 21%).

NATIVE AMERICAN PARENTS N=250

CURRENT ARRANGEMENT



PREFERRED ARRANGEMENT

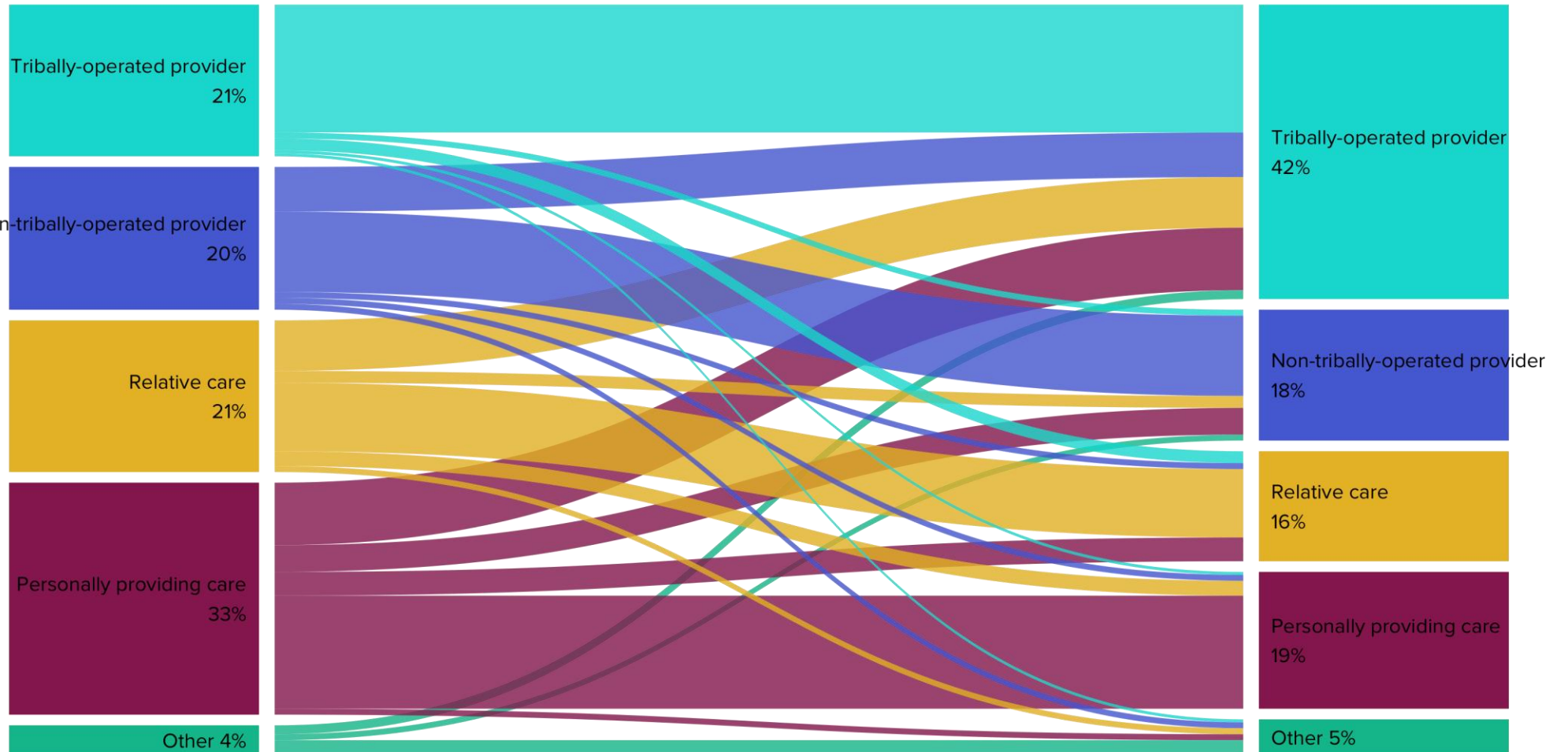


CHILD CARE PREFERENCES

NATIVE AMERICAN PARENTS N=250

Current child care arrangement

Preferred child care arrangement



AGENDA

WORK ARRANGEMENTS

CHILD CARE
ARRANGEMENTS

COMMUNITY RESOURCES

CHILD CARE
PREFERENCES

IMPACT OF CHILD CARE

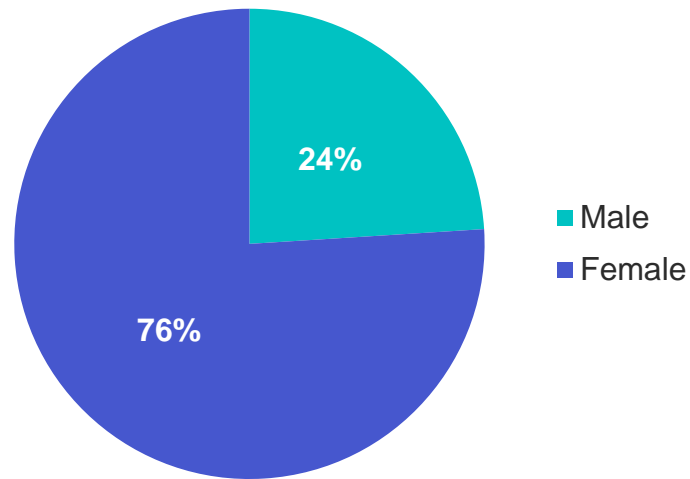
RESPONDENT PROFILE



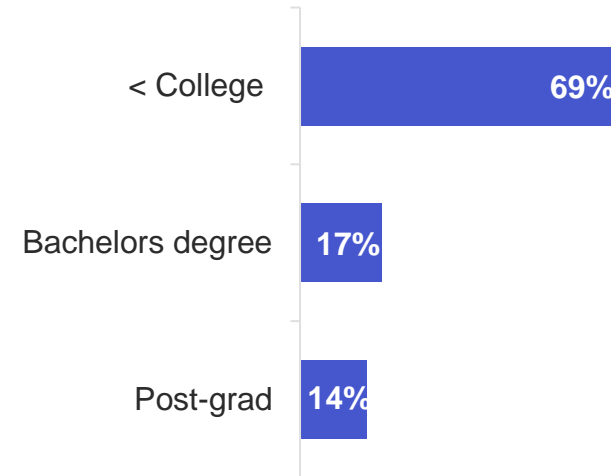
RESPONDENT PROFILE

Demographic Information

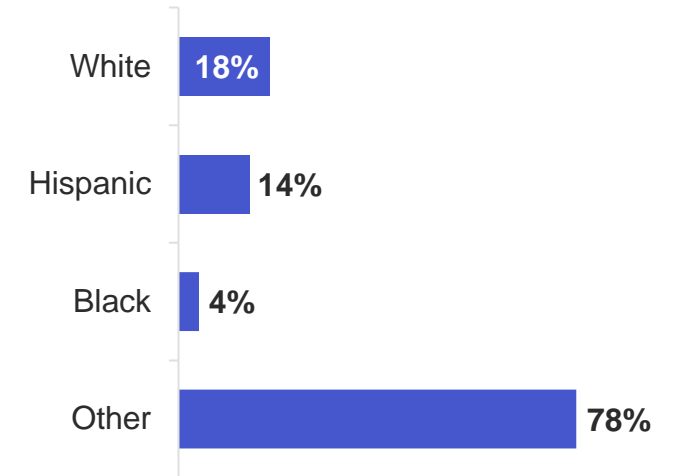
Gender



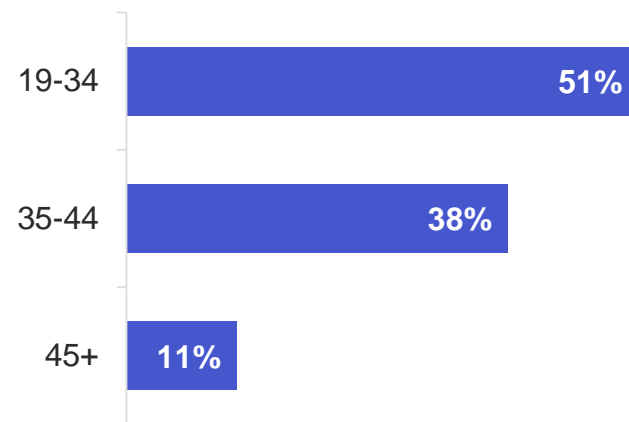
Education



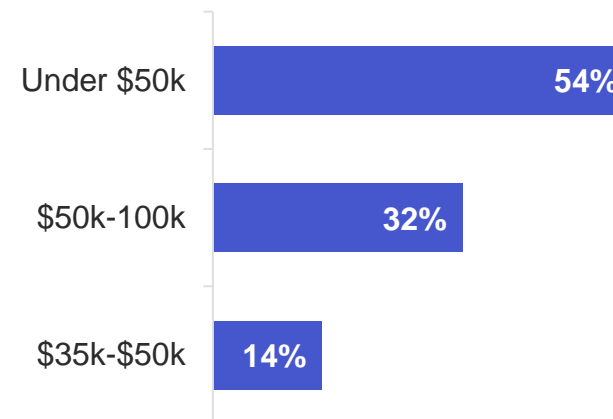
Ethnicity



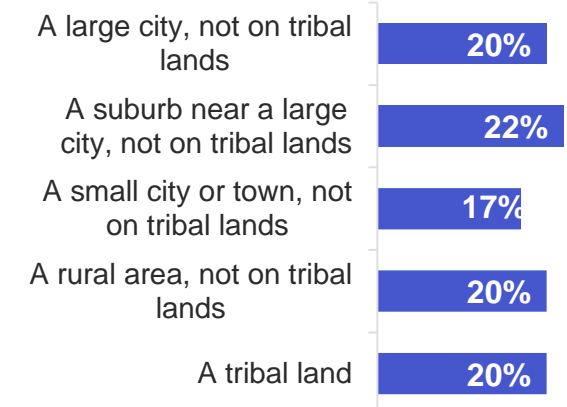
Age



Income



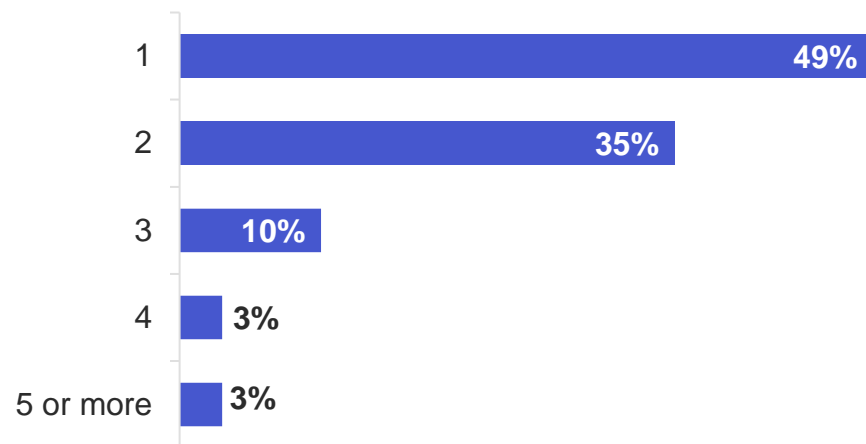
Community Type



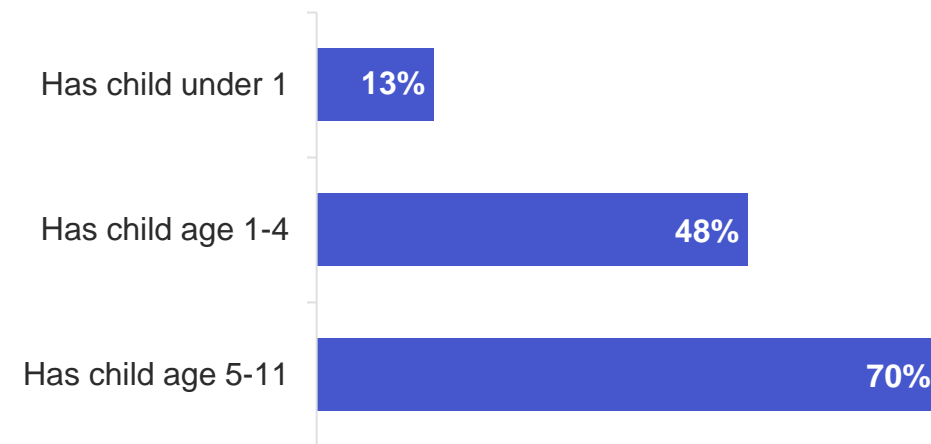
RESPONDENT PROFILE

Family Demographics

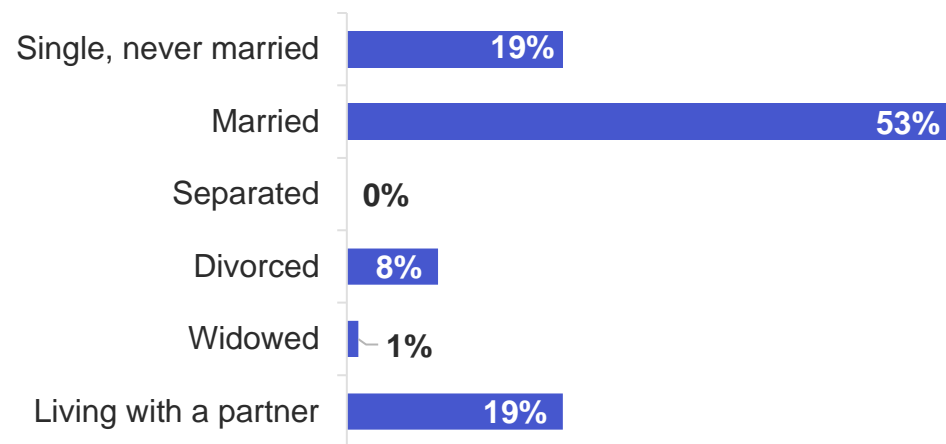
How many children under the age of 12 do you have?



Age of children



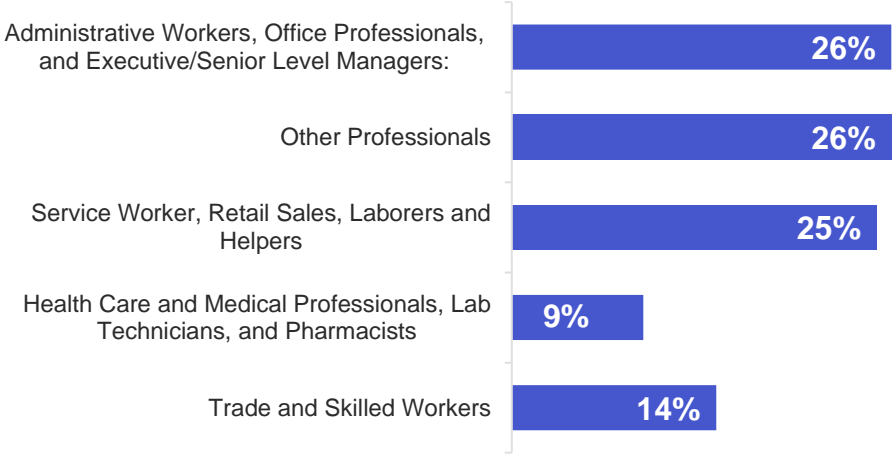
Marital Status



RESPONDENT PROFILE

Employment Demographics

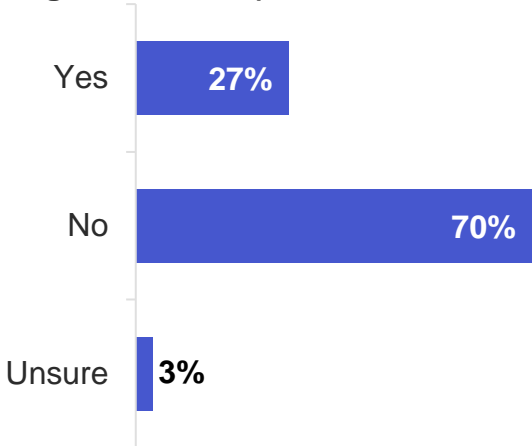
Which of the following categories best describes your current job?



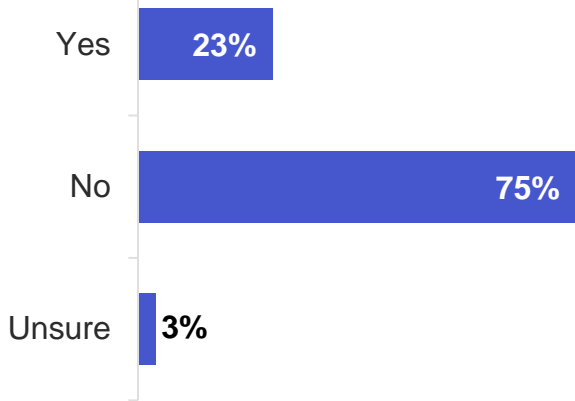
Which of the following categories best describes your spouse's or partner's current job?



Are you employed by a tribe or working with a federal agency working with a tribe (BIA, Indian Health Service, etc.)?



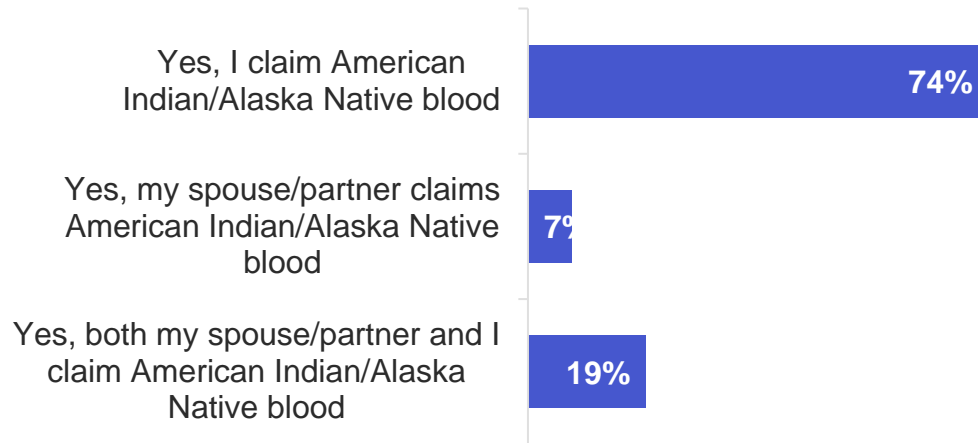
Is your spouse or partner currently employed by a tribe or working with a federal agency working with a tribe (BIA, Indian Health Service, etc.)?



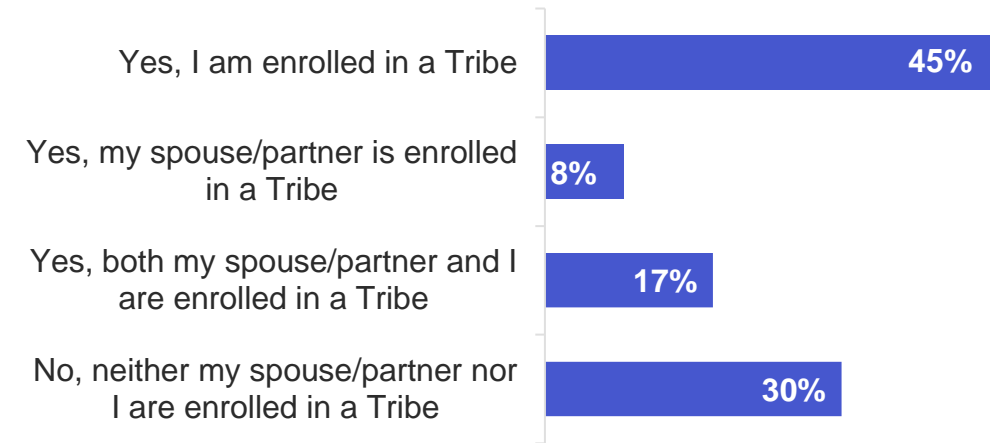
RESPONDENT PROFILE

Tribal Demographics

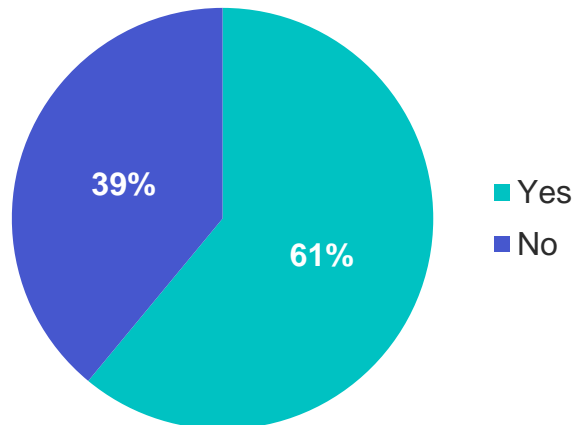
Do either you or your spouse/partner claim American Indian/Alaska Native blood?



Are either you or your spouse/partner enrolled in a Tribe?



Do you live near the tribe that you or your spouse/partner are enrolled in?





MORNING CONSULT[®]