



Louisiana

Children and Families

There are 368,335 children ages 5 and under in Louisiana.

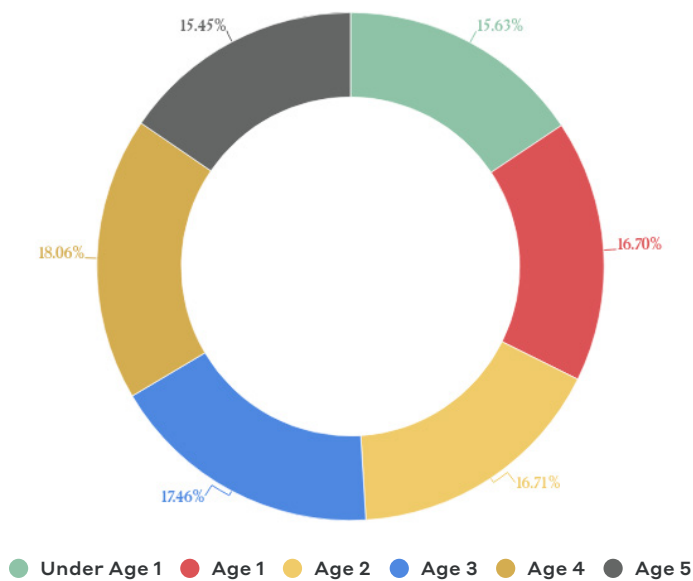
While 64% of children ages 5 and under live in households in which all parents work, 28% of all children in this age group live in families below the poverty line (\$21,960).¹

368,335
Total number of children ages 5 and under

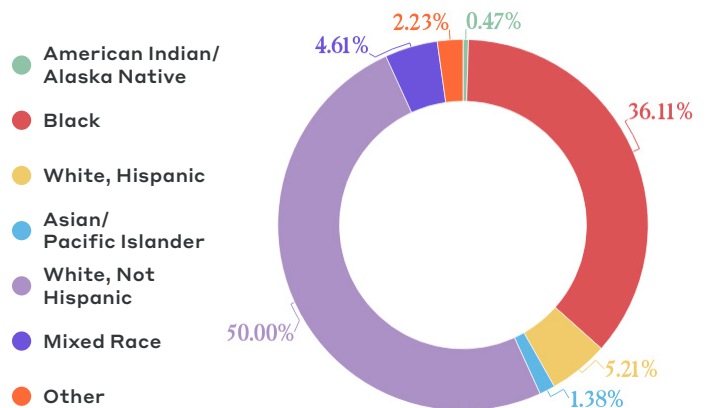
Children by Age	Number of Children	Percent
Under age 1	56,639	15.4%
Age 1	62,166	16.9%
Age 2	61,643	16.7%
Age 3	63,079	17.1%
Age 4	65,181	17.7%
Age 5	59,627	16.2%

103,148
Total number of children living in poverty

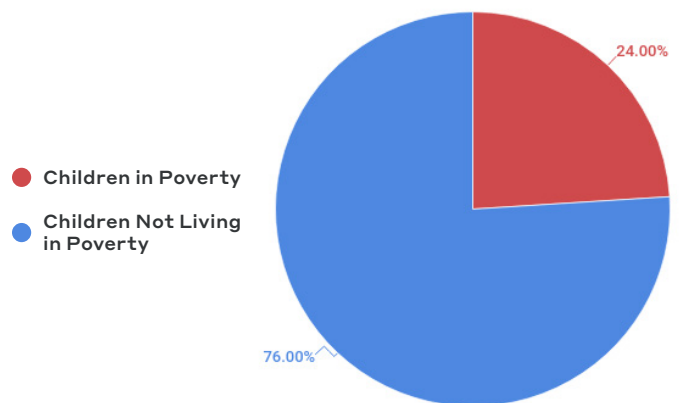
Percent of Children Living in Poverty (103,148) by Age



All Children Ages 5 and Under by Race



Percent of Children With All Parents in the Labor Force (236,611) Living in Poverty



Child Care Funding

Quality early care and learning programs contribute to both thriving economies and healthy families.

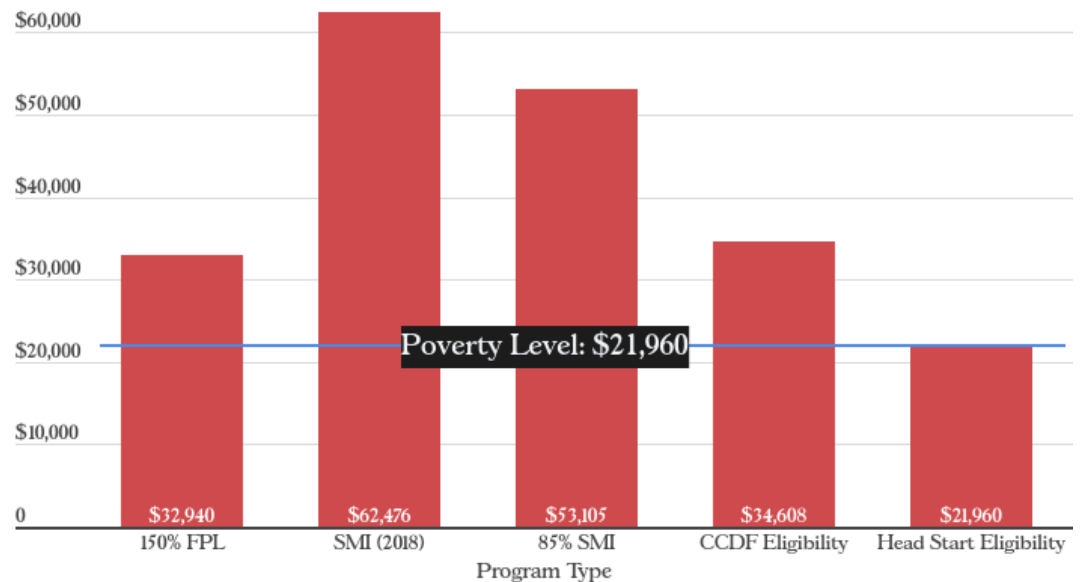
The child care funding landscape is complex and involves several federal and state funding streams, including:

- The Child Care and Development Fund
- The Temporary Assistance for Needy Families program
- State Pre-K
- Head Start
- Early Head Start
- The Individuals with Disabilities Education Act

Allocation and expenditure data for child care funding in Louisiana detailed here.

For more information about child care and early learning funding streams, see [BPC's Child Care Toolkit](#).

Program Eligibility



\$78,969,891²
Total Child Care and Development Fund
 expenditures in Louisiana in 2019

Category	CCDF Mandatory	CCDF Matching	CCDBG Discretionary	State MOE	Total CCDF Funds
Federal Expenditure	\$13,862,552	\$21,335,497	\$19,351,946	N/A	\$54,511,995
State Expenditure	N/A	\$19,198,408	N/A	\$5,219,488	\$24,417,896
Total Expenditure	\$13,864,552	\$40,533,905	\$19,351,946	\$5,219,488	\$78,969,891

\$51,386,115³
Total Temporary Assistance for Needy Families
 expenditures on child care in Louisiana in 2019

Category	Federal Expenditures	State Expenditures	Total
TANF Transferred to CCDF	--	N/A	\$0
TANF Spent Direct on Child Care	--	\$10,741,970	\$10,741,970
TANF Spent Directly on Pre-K/Head Start	\$34,552,565	\$6,091,580	\$40,644,145
Total TANF Funds	\$34,552,565	\$16,833,550	\$51,386,115

Louisiana 8(G) Student Enhancement Block Grant Program, Cecil J Picard LA 4 Early Childhood Program, Louisiana Nonpublic Schools, Early Childhood Development Program⁶

\$88,579,785

Total state Pre-K spending (FY2019)

18,841

Number of children served (2018–2019)

\$4,701

State spending per child enrolled (2018–2019)

Child Care and Development Fund 2020 Allocations⁴

Category	Total
Federal CCDF Allocations	\$147,000,754
2020 CARES Act CCDBG Supplemental	\$67,581,166
Total 2020 CCDF Allocations	\$214,581,920

\$198,319,710⁵

Total allocations from the **Coronavirus Response and Relief Supplemental Appropriations Act of 2021** in Louisiana

American Rescue Plan Act of 2021⁷

Category	Amount
ARPA CCDF Discretionary	\$296,835,564
ARPA Stabilization	\$475,717,989
Total ARP Allocations	\$772,553,553

Additional Funding Streams FY2020 Allocations

Category	Amount
Head Start ⁸	\$197,650,528
Early Head Start ⁹	--
IDEA Part C, FY2019 ¹⁰	\$7,015,177
IDEA Part B, Section 619, FY2019 ¹¹	\$6,710,795
Preschool Development Grant, B-5 Renewal Grants, 2019–2022 ¹²	\$11,178,750
Child Care Access Means Parents in School Program, FY2019 ¹³	\$383,000
Child and Adult Food Program, FY2019 ¹⁴	\$89,794,549
Early Head Start-Child Care Partnerships ¹⁵	--

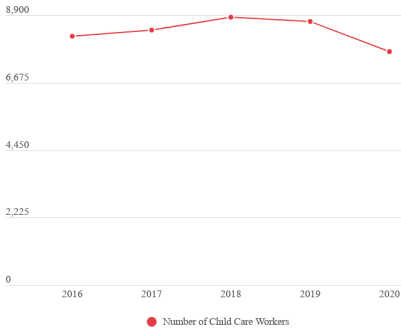
Child Care Providers

In 2020, there were 7,700 child care workers in Louisiana. This is a 11% decline in the number of child care workers from 2019 and a 6% decline since 2016. In 2020, the annual mean salary for child care workers was \$21,030.¹⁶

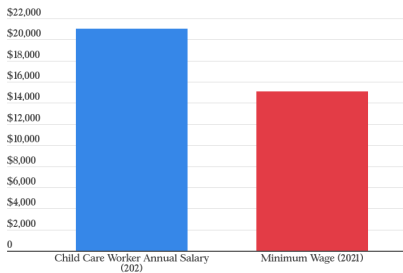
Learn more about the child care supply gap in BPC's report, [Child Care in 25 States](#).

7,700
Number of child care workers in Louisiana in 2020

Number of Child Care Workers: 5-Year Trend¹⁷



Child Care Worker Annual Salary (2019) \$21,030^{18, 19}



Adult-to-Child Ratios for Licensed Child Care Centers

	Infant	Young Toddler	Older Toddler	Preschool
Louisiana ²⁰	1 to 6	1 to 8	1 to 14	1 to 16
NAEYC's Best Practice ²¹	1 to 4	1 to 4	1 to 6	1 to 10

Endnotes

- 1 U.S. Census Bureau, 2014-2018 American Community Survey (ACS) 5-Year Public Use Micro Sample
- 2 Administration for Children and Families, FY 2019 CCDF State Expenditure Data
- 3 Administration for Children and Families, TANF Financial Data 2019
- 4 Administration for Children and Families, GY 2020 CCDF Allocations (Based on Appropriations)
- 5 Coronavirus Response and Relief Supplemental Appropriations Act (CRRSA) of 2021 Allocations for States and Territories
- 6 The National Institute for Early Education Research, The State of Preschool 2019
- 7 ARPA Supplemental Stabilization and CCDF Discretionary Funding Allocation Tables – States and Territories
- 8 Administration for Children and Families, FY 2019 Head Start State Allocations
- 9 Data not publicly available yet
- 10 Individuals with Disabilities Education Act, Part C
- 11 Individuals with Disabilities Education Act, Section 619, Part B
- 12 Preschool Development Grant Birth-Five
- 13 U.S. Department of Education, Child Care Access Means Parents in School Program
- 14 Child and Adult Care Food Program
- 15 Early Head Start-Child Care Partnerships
- 16 Bureau of Labor Statistics, Occupational Employment Statistics
- 17 Bureau of Labor Statistics, Occupational Employment Statistics
- 18 Bureau of Labor Statistics, Occupational Employment Statistics
- 19 U.S. Department of Labor, Wage and Hour Division, State Minimum Wage Laws
- 20 Louisiana Department of Children and Family Services, Minimum Standards for Licensure
- 21 National Association for the Education of Young Children

