



Hawaii

Children and Families

There are 106,872 children ages 5 and under in Hawaii.

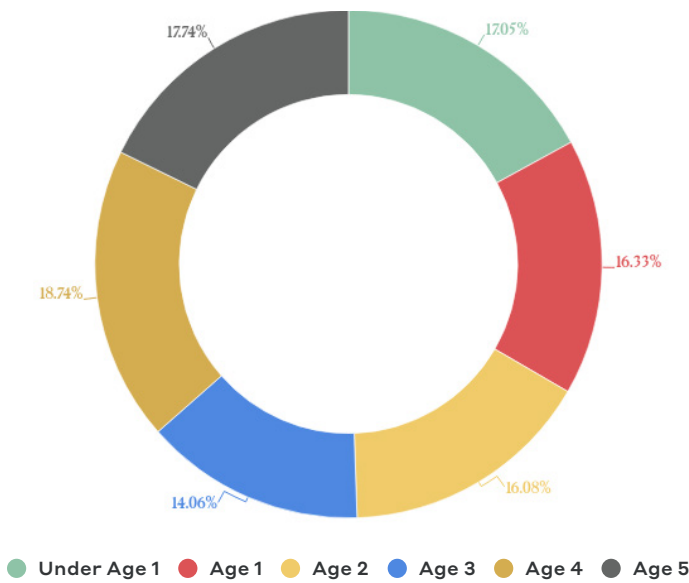
While 60% of children ages 5 and under live in households in which all parents work, 12% of all children in this age group live in families below the poverty line (\$21,960).¹

106,872
Total number of children ages 5 and under

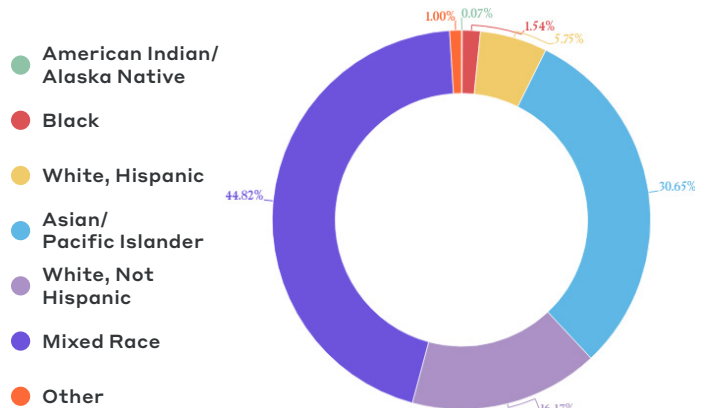
Children by Age	Number of Children	Percent
Under age 1	17,285	16.2%
Age 1	16,743	15.7%
Age 2	18,998	17.8%
Age 3	18,770	17.6%
Age 4	17,764	16.6%
Age 5	17,312	16.2%

12,766
Total number of children living in poverty

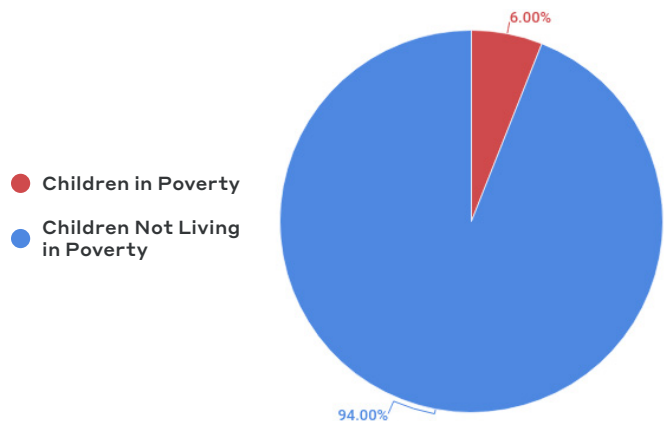
Percent of Children Living in Poverty (12,766) by Age



All Children Ages 5 and Under by Race



Percent of Children With All Parents in the Labor Force (64,084) Living in Poverty



Child Care Funding

Quality early care and learning programs contribute to both thriving economies and healthy families.

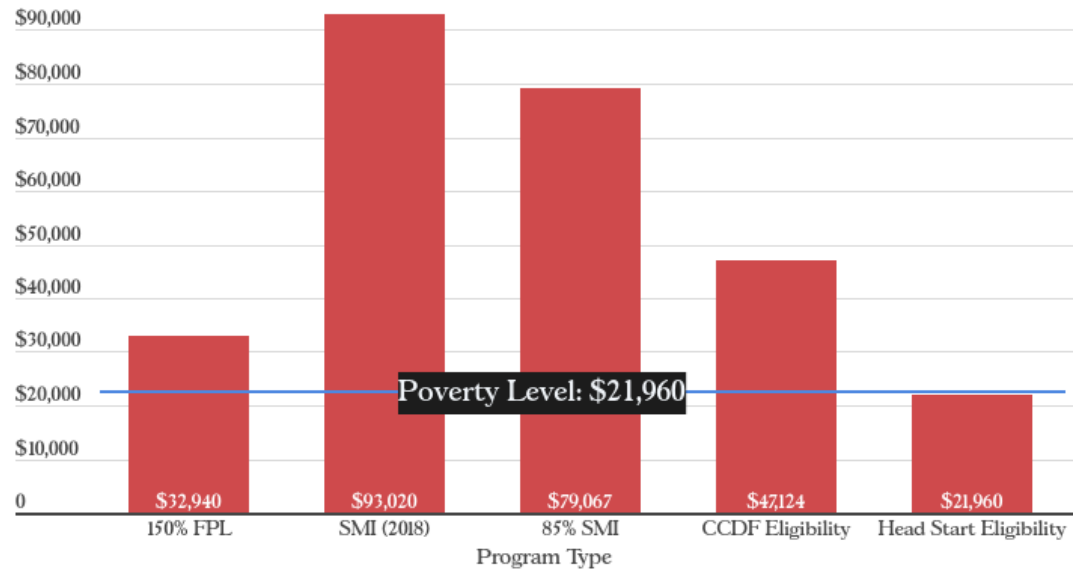
The child care funding landscape is complex and involves several federal and state funding streams, including:

- The Child Care and Development Fund
- The Temporary Assistance for Needy Families program
- State Pre-K
- Head Start
- Early Head Start
- The Individuals with Disabilities Education Act

Allocation and expenditure data for child care funding in Hawaii detailed here.

For more information about child care and early learning funding streams, see [BPC's Child Care Toolkit](#).

Program Eligibility



\$25,146,416²

Total Child Care and Development Fund expenditures in Hawaii in 2019

Category	CCDF Mandatory	CCDF Matching	CCDBG Discretionary	State MOE	Total CCDF Funds
Federal Expenditure	\$4,971,633	\$7,088,277	\$2,057,239	N/A	\$14,117,149
State Expenditure	N/A	\$6,057,637	N/A	\$4,971,630	\$11,029,267
Total Expenditure	\$4,971,633	\$12,145,914	\$2,057,239	\$4,971,630	\$25,146,416

\$11,971,630³

Total Temporary Assistance for Needy Families expenditures on child care in Hawaii in 2019

Category	Federal Expenditures	State Expenditures	Total
TANF Transferred to CCDF	--	N/A	--
TANF Spent Direct on Child Care	--	\$1,000,000	\$1,000,000
TANF Spent Directly on Pre-K/Head Start	--	\$10,971,630	\$10,971,630
Total TANF Funds	--	\$11,971,630	\$11,971,630

Hawaii's Executive Office on Early Learning Public Prekindergarten Program⁶

\$2,991,420

Total state Pre-K spending (FY2019)

415

Number of children served (2018–2019)

\$7,208

State spending per child enrolled (2018–2019)

Child Care and Development Fund 2020 Allocations⁴

Category	Total
Federal CCDF Allocations	\$31,202,113
2020 CARES Act CCDBG Supplemental	\$11,990,147
Total 2020 CCDF Allocations	\$43,192,260

\$33,305,583⁵

Total allocations from the **Coronavirus Response and Relief Supplemental Appropriations Act of 2021** in Hawaii

American Rescue Plan Act of 2021⁷

Category	Amount
ARPA CCDF Discretionary	\$49,850,222
ARPA Stabilization	\$79,891,531
Total ARP Allocations	\$129,741,753

Additional Funding Streams FY2020 Allocations

Category	Amount
Head Start ⁸	\$29,519,230
Early Head Start ⁹	--
IDEA Part C, FY2019 ¹⁰	\$2,301,492
IDEA Part B, Section 619, FY2019 ¹¹	\$1,030,091
Preschool Development Grant, B-5 Renewal Grants, 2019–2022 ¹²	--
Child Care Access Means Parents in School Program, FY2019 ¹³	\$214,603
Child and Adult Food Program, FY2019 ¹⁴	\$6,377,659
Early Head Start-Child Care Partnerships ¹⁵	--

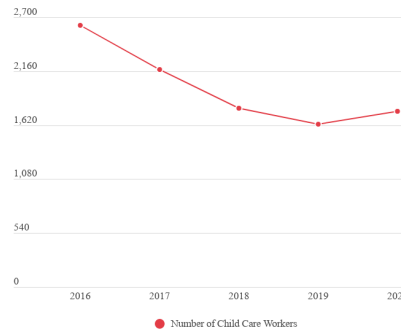
Child Care Providers

In 2020, there were 1,760 child care workers in Hawaii. This is a 8% increase in the number of child care workers from 2019 and a 33% decline since 2016. In 2020, the annual mean salary for child care workers was \$27,840.¹⁶

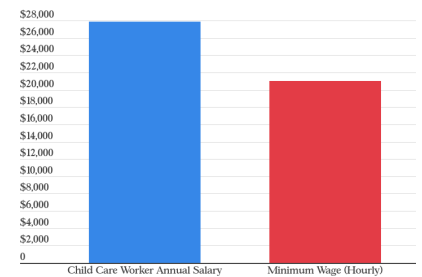
Learn more about the child care supply gap in BPC's report, [Child Care in 25 States](#).

1,760
Number of child care workers in Hawaii in 2020

Number of Child Care Workers: 5-Year Trend¹⁷



Child Care Worker Annual Salary (2019) \$27,840^{18, 19}



Adult-to-Child Ratios for Licensed Child Care Centers

	Infant	Young Toddler	Older Toddler	Preschool
Hawaii ²⁰	1 to 3	1 to 4	1 to 5	1 to 20
NAEYC's Best Practice ²¹	1 to 4	1 to 4	1 to 6	1 to 10

Endnotes

- 1 U.S. Census Bureau, 2014-2018 American Community Survey (ACS) 5-Year Public Use Micro Sample
- 2 Administration for Children and Families, FY 2019 CCDF State Expenditure Data
- 3 Administration for Children and Families, TANF Financial Data 2019
- 4 Administration for Children and Families, GY 2020 CCDF Allocations (Based on Appropriations)
- 5 Coronavirus Response and Relief Supplemental Appropriations Act (CRRSA) of 2021 Allocations for States and Territories
- 6 The National Institute for Early Education Research, The State of Preschool 2019
- 7 ARPA Supplemental Stabilization and CCDF Discretionary Funding Allocation Tables – States and Territories
- 8 Administration for Children and Families, FY 2019 Head Start State Allocations
- 9 Data not publicly available yet
- 10 Individuals with Disabilities Education Act, Part C
- 11 Individuals with Disabilities Education Act, Section 619, Part B
- 12 Preschool Development Grant Birth-Five
- 13 U.S. Department of Education, Child Care Access Means Parents in School Program
- 14 Child and Adult Care Food Program
- 15 Early Head Start-Child Care Partnerships
- 16 Bureau of Labor Statistics, Occupational Employment Statistics
- 17 Bureau of Labor Statistics, Occupational Employment Statistics
- 18 Bureau of Labor Statistics, Occupational Employment Statistics
- 19 U.S. Department of Labor, Wage and Hour Division, State Minimum Wage Laws
- 20 Hawaii Department of Human Services, Licensing of Infant and Toddler Child Care Centers
- 21 National Association for the Education of Young Children

