



# Georgia

## Children and Families

There are 784,969 children ages 5 and under in Georgia.

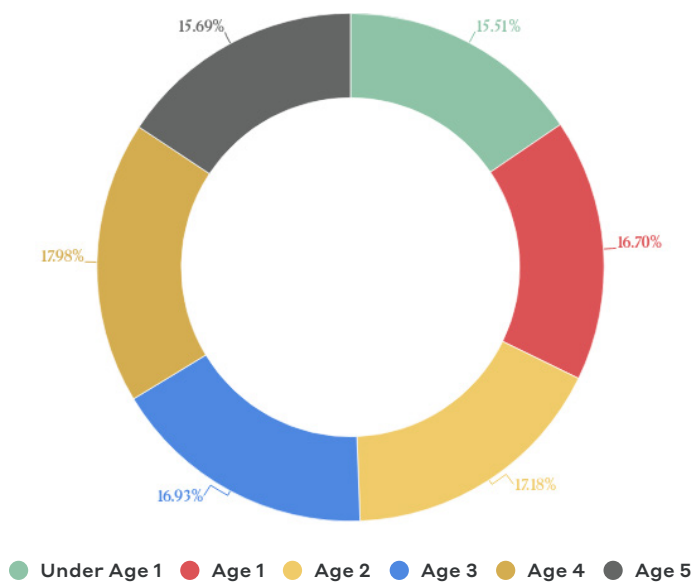
While 63% of children ages 5 and under live in households in which all parents work, 24% of all children in this age group live in families below the poverty line (\$21,960).<sup>1</sup>

**784,969**  
Total number of children ages 5 and under

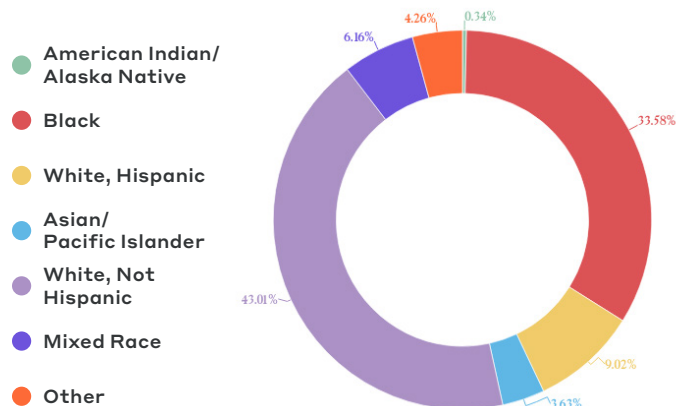
Children by Age	Number of Children	Percent
Under age 1	124,016	15.8%
Age 1	126,322	16.1%
Age 2	132,498	16.9%
Age 3	134,963	17.2%
Age 4	137,666	17.5%
Age 5	129,504	16.5%

**185,273**  
Total number of children living in poverty

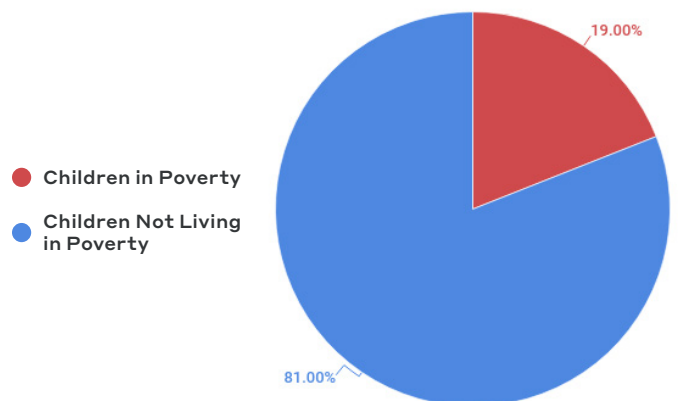
Percent of Children Living in Poverty (185,273) by Age



All Children Ages 5 and Under by Race



Percent of Children With All Parents in the Labor Force (496,003) Living in Poverty



# Child Care Funding

Quality early care and learning programs contribute to both thriving economies and healthy families.

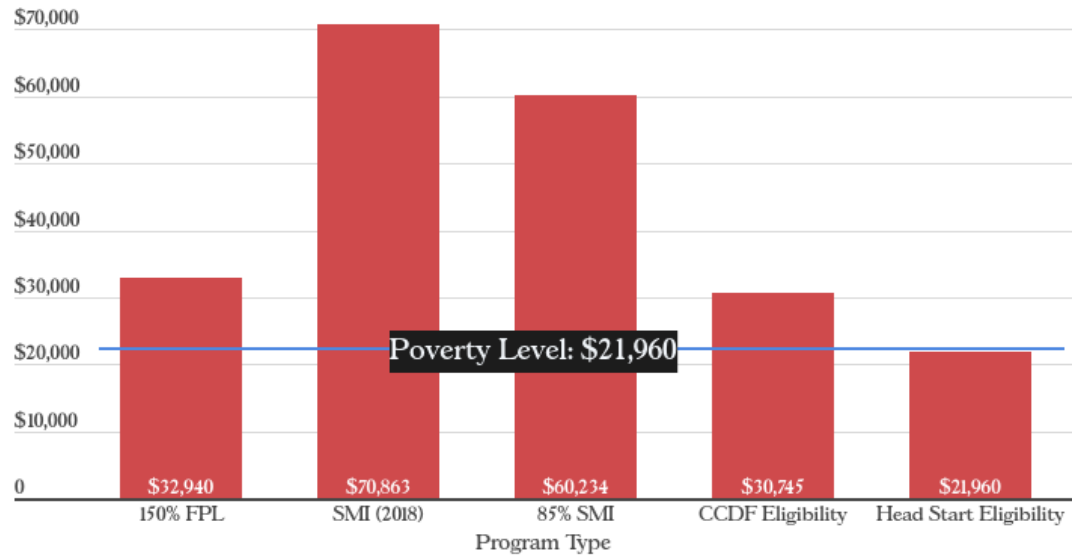
The child care funding landscape is complex and involves several federal and state funding streams, including:

- The Child Care and Development Fund
- The Temporary Assistance for Needy Families program
- State Pre-K
- Head Start
- Early Head Start
- The Individuals with Disabilities Education Act

Allocation and expenditure data for child care funding in Georgia detailed here.

For more information about child care and early learning funding streams, see [BPC's Child Care Toolkit](#).

Program Eligibility



**\$216,199,979<sup>2</sup>**  
**Total Child Care and Development Fund expenditures in Georgia in 2019**

Category	CCDF Mandatory	CCDF Matching	CCDBG Discretionary	State MOE	Total CCDF Funds
Federal Expenditure	\$36,548,223	\$56,031,604	\$74,472,112	N/A	\$167,051,939
State Expenditure	N/A	\$26,830,869	N/A	\$22,317,171	\$49,148,040
<b>Total Expenditure</b>	<b>\$36,548,223</b>	<b>\$82,862,473</b>	<b>\$74,472,112</b>	<b>\$22,317,171</b>	<b>\$216,199,979</b>

**\$0<sup>3</sup>**  
**Total Temporary Assistance for Needy Families expenditures on child care in Georgia in 2019**

Category	Federal Expenditures	State Expenditures	Total
TANF Transferred to CCDF	--	N/A	--
TANF Spent Direct on Child Care	--	--	--
TANF Spent Directly on Pre-K/Head Start	--	--	--
<b>Total TANF Funds</b>	<b>--</b>	<b>--</b>	<b>\$0</b>

# Georgia's Pre-K Program<sup>6</sup>

**\$365,326,541**

Total state Pre-K spending (FY2019)

**80,493**

Number of children served (2018–2019)

**\$4,539**

State spending per child enrolled (2018–2019)

## Child Care and Development Fund 2020 Allocations<sup>4</sup>

Category	Total
Federal CCDF Allocations	\$323,824,133
2020 CARES Act CCDBG Supplemental	\$144,539,371
<b>Total 2020 CCDF Allocations</b>	<b>\$468,363,504</b>

**\$403,660,875<sup>5</sup>**

Total allocations from the **Coronavirus Response and Relief Supplemental Appropriations Act of 2021** in Georgia

## American Rescue Plan Act of 2021<sup>7</sup>

Category	Amount
ARPA CCDF Discretionary	\$604,180,514
ARPA Stabilization	\$968,278,648
<b>Total ARP Allocations</b>	<b>\$1,572,459,162</b>

## Additional Funding Streams FY2020 Allocations

Category	Amount
Head Start <sup>8</sup>	\$243,412,108
Early Head Start <sup>9</sup>	--
IDEA Part C, FY2019 <sup>10</sup>	\$14,714,893
IDEA Part B, Section 619, FY2019 <sup>11</sup>	\$10,213,058
Preschool Development Grant, B-5 Renewal Grants, 2019–2022 <sup>12</sup>	\$3,721,584
Child Care Access Means Parents in School Program, FY2019 <sup>13</sup>	\$628,200
Child and Adult Food Program, FY2019 <sup>14</sup>	\$123,245,768
Early Head Start-Child Care Partnerships <sup>15</sup>	--

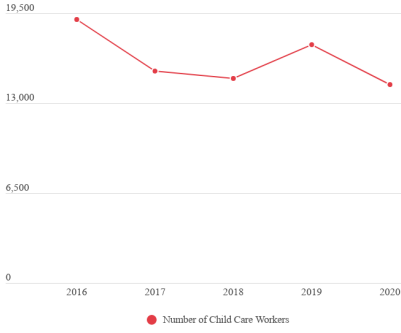
# Child Care Providers

In 2020, there were 14,350 child care workers in Georgia. This is a 17% decline in the number of child care workers from 2019 and a 25% decline since 2016. In 2020, the annual mean salary for child care workers was \$21,100.<sup>16</sup>

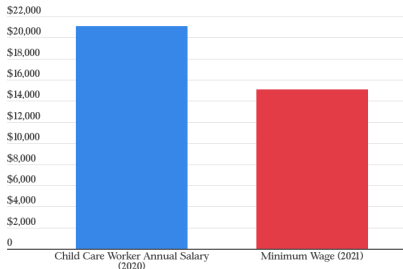
Learn more about the child care supply gap in BPC's report, [Child Care in 25 States](#).

**14,350**  
Number of child care workers in Georgia in 2020

**Number of Child Care Workers: 5-Year Trend<sup>17</sup>**



**Child Care Worker Annual Salary (2019) \$21,100<sup>18, 19</sup>**



**Adult-to-Child Ratios for Licensed Child Care Centers**

	Infant	Young Toddler	Older Toddler	Preschool
Georgia <sup>20</sup>	1 to 6	1 to 8	1 to 15	1 to 18
NAEYC's Best Practice <sup>21</sup>	1 to 4	1 to 4	1 to 6	1 to 10

# Endnotes

- 1 U.S. Census Bureau, 2014-2018 American Community Survey (ACS) 5-Year Public Use Micro Sample
- 2 Administration for Children and Families, FY 2019 CCDF State Expenditure Data
- 3 Administration for Children and Families, TANF Financial Data 2019
- 4 Administration for Children and Families, GY 2020 CCDF Allocations (Based on Appropriations)
- 5 Coronavirus Response and Relief Supplemental Appropriations Act (CRRSA) of 2021 Allocations for States and Territories
- 6 The National Institute for Early Education Research, The State of Preschool 2019
- 7 ARPA Supplemental Stabilization and CCDF Discretionary Funding Allocation Tables – States and Territories
- 8 Administration for Children and Families, FY 2019 Head Start State Allocations
- 9 Data not publicly available yet
- 10 Individuals with Disabilities Education Act, Part C
- 11 Individuals with Disabilities Education Act, Section 619, Part B
- 12 Preschool Development Grant Birth-Five
- 13 U.S. Department of Education, Child Care Access Means Parents in School Program
- 14 Child and Adult Care Food Program
- 15 Early Head Start-Child Care Partnerships
- 16 Bureau of Labor Statistics, Occupational Employment Statistics
- 17 Bureau of Labor Statistics, Occupational Employment Statistics
- 18 Bureau of Labor Statistics, Occupational Employment Statistics
- 19 U.S. Department of Labor, Wage and Hour Division, State Minimum Wage Laws
- 20 Georgia Department of Early Care and Learning, Rules and Regulations: Child Care Learning Centers
- 21 National Association for the Education of Young Children

