

## Children and Families

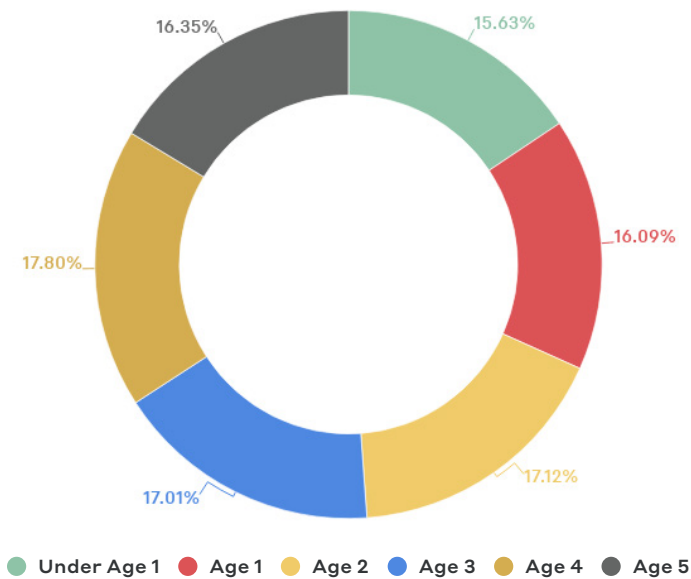
There are 1,333,226 children ages 5 and under in Florida.

While 64% of children ages 5 and under live in households in which all parents work, 21% of all children in this age group live in families below the poverty line (\$21,960).<sup>1</sup>

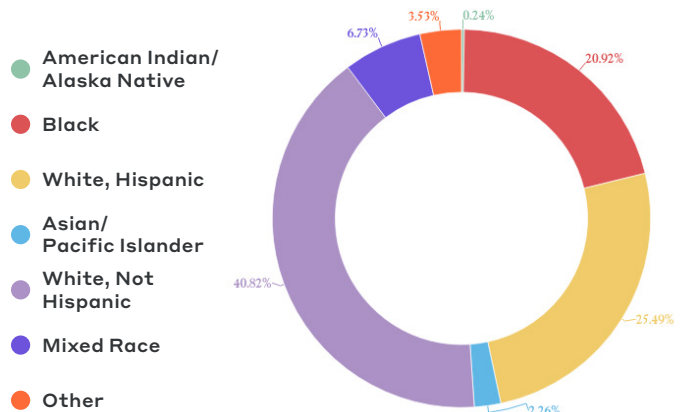
1,333,226 Total number of children ages 5 and under		
Children by Age	Number of Children	Percent
Under age 1	206,266	15.5%
Age 1	220,035	16.5%
Age 2	229,032	17.2%
Age 3	227,062	17.0%
Age 4	233,626	17.5%
Age 5	217,205	16.3%

**281,335**  
Total number of children living in poverty

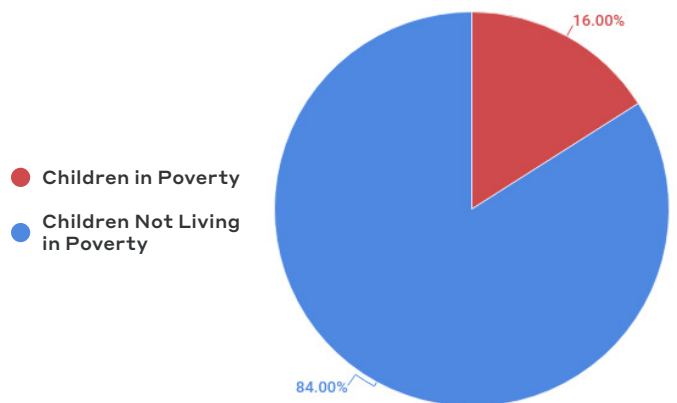
Percent of Children Living in Poverty (281,335) by Age



All Children Ages 5 and Under by Race



Percent of Children With All Parents in the Labor Force (854,463) Living in Poverty



# Child Care Funding

Quality early care and learning programs contribute to both thriving economies and healthy families.

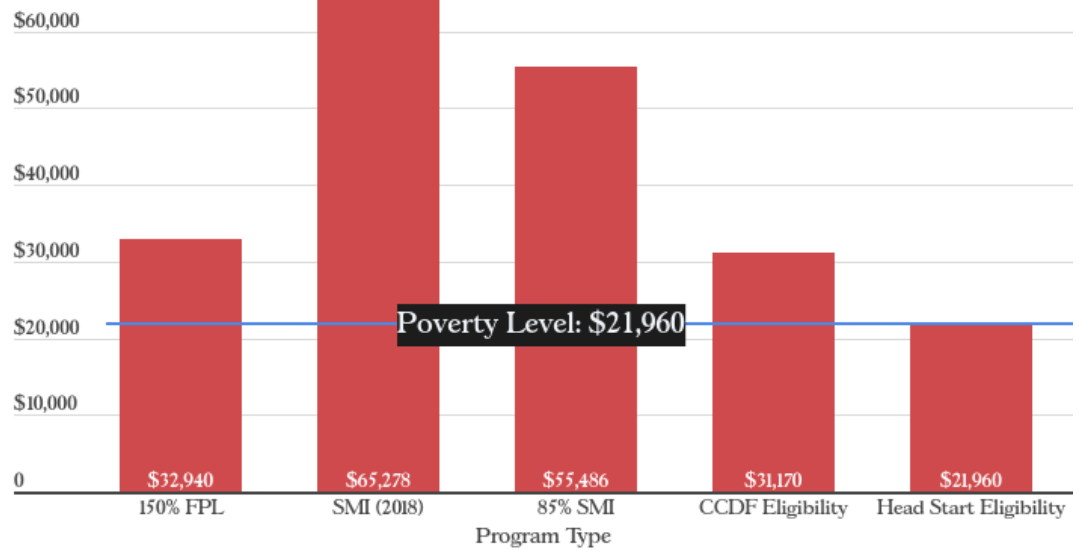
The child care funding landscape is complex and involves several federal and state funding streams, including:

- The Child Care and Development Fund
- The Temporary Assistance for Needy Families program
- State Pre-K
- Head Start
- Early Head Start
- The Individuals with Disabilities Education Act

Allocation and expenditure data for child care funding in Florida detailed here.

For more information about child care and early learning funding streams, see [BPC's Child Care Toolkit](#).

Program Eligibility



**\$303,017,258<sup>2</sup>**  
**Total Child Care and Development Fund**  
 expenditures in Florida in 2019

Category	CCDF Mandatory	CCDF Matching	CCDBG Discretionary	State MOE	Total CCDF Funds
Federal Expenditure	\$29,979,479	\$42,474,165	\$177,565,535	N/A	\$250,019,179
State Expenditure	N/A	\$26,265,381	N/A	\$26,732,698	\$52,998,079
<b>Total Expenditure</b>	<b>\$29,979,479</b>	<b>\$68,739,546</b>	<b>\$177,565,535</b>	<b>\$26,732,698</b>	<b>\$303,017,258</b>

**\$290,577,670<sup>3</sup>**  
**Total Temporary Assistance for Needy Families**  
 expenditures on child care in Florida in 2019

Category	Federal Expenditures	State Expenditures	Total
TANF Transferred to CCDF	\$110,005,981	N/A	\$110,005,981
TANF Spent Direct on Child Care	\$68,228,597	\$112,343,092	\$180,571,689
TANF Spent Directly on Pre-K/Head Start	--	--	--
<b>Total TANF Funds</b>	<b>\$178,234,578</b>	<b>\$112,343,092</b>	<b>\$290,577,670</b>

# Florida Voluntary Pre- Kindergarten<sup>6</sup>

**\$391,215,901**

Total state Pre-K  
spending (FY2019)

**173,633**

Number of children  
served (2018–2019)

**\$2,253**

State spending per child  
enrolled (2018–2019)

## Child Care and Development Fund 2020 Allocations<sup>4</sup>

Category	Total
Federal CCDF Allocations	\$495,969,751
2020 CARES Act CCDBG Supplemental	\$223,605,188
<b>Total 2020 CCDF Allocations</b>	<b>\$719,574,939</b>

**\$634,960,835<sup>5</sup>**

Total allocations from the **Coronavirus  
Response and Relief Supplemental  
Appropriations Act of 2021** in Florida

## American Rescue Plan Act of 2021<sup>7</sup>

Category	Amount
ARPA CCDF Discretionary	\$950,379,259
ARPA Stabilization	\$1,523,107,778
<b>Total ARP Allocations</b>	<b>\$2,473,487,137</b>

## Additional Funding Streams FY2020 Allocations

Category	Amount
Head Start <sup>8</sup>	\$416,038,192
Early Head Start <sup>9</sup>	--
IDEA Part C, FY2019 <sup>10</sup>	\$25,417,731
IDEA Part B, Section 619, FY2019 <sup>11</sup>	\$19,072,961
Preschool Development Grant, B-5 Renewal Grants, 2019–2022 <sup>12</sup>	\$13,414,500
Child Care Access Means Parents in School Program, FY2019 <sup>13</sup>	\$4,237,738
Child and Adult Food Program, FY2019 <sup>14</sup>	\$285,557,002
Early Head Start-Child Care Partnerships <sup>15</sup>	--

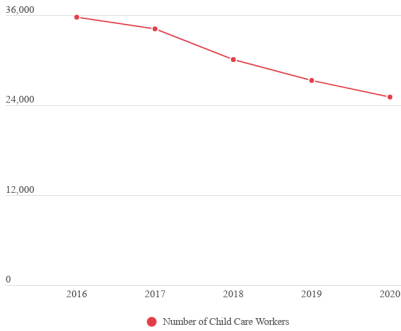
# Child Care Providers

In 2020, there were 25,100 child care workers in Florida. This is a 8% decline in the number of child care workers from 2019 and a 30% decline since 2016. In 2020, the annual mean salary for child care workers was \$26,000.<sup>16</sup>

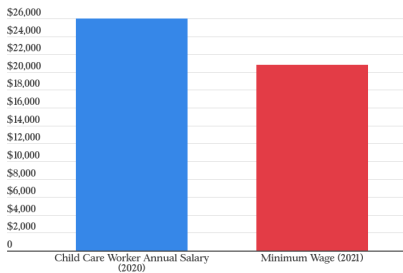
Learn more about the child care supply gap in BPC's report, [Child Care in 25 States](#).

**25,100**  
Number of child care workers in Florida in 2020

**Number of Child Care Workers: 5-Year Trend<sup>17</sup>**



**Child Care Worker Annual Salary (2019) \$26,000<sup>18, 19</sup>**



**Adult-to-Child Ratios for Licensed Child Care Centers**

	Infant	Young Toddler	Older Toddler	Preschool
Florida <sup>20</sup>	1 to 4	1 to 6	1 to 11	1 to 15
NAEYC's Best Practice <sup>21</sup>	1 to 4	1 to 4	1 to 6	1 to 10

# Endnotes

- 1 U.S. Census Bureau, 2014-2018 American Community Survey (ACS) 5-Year Public Use Micro Sample
- 2 Administration for Children and Families, FY 2019 CCDF State Expenditure Data
- 3 Administration for Children and Families, TANF Financial Data 2019
- 4 Administration for Children and Families, GY 2020 CCDF Allocations (Based on Appropriations)
- 5 Coronavirus Response and Relief Supplemental Appropriations Act (CRRSA) of 2021 Allocations for States and Territories
- 6 The National Institute for Early Education Research, The State of Preschool 2019
- 7 ARPA Supplemental Stabilization and CCDF Discretionary Funding Allocation Tables – States and Territories
- 8 Administration for Children and Families, FY 2019 Head Start State Allocations
- 9 Data not publicly available yet
- 10 Individuals with Disabilities Education Act, Part C
- 11 Individuals with Disabilities Education Act, Section 619, Part B
- 12 Preschool Development Grant Birth-Five
- 13 U.S. Department of Education, Child Care Access Means Parents in School Program
- 14 Child and Adult Care Food Program
- 15 Early Head Start-Child Care Partnerships
- 16 Bureau of Labor Statistics, Occupational Employment Statistics
- 17 Bureau of Labor Statistics, Occupational Employment Statistics
- 18 Bureau of Labor Statistics, Occupational Employment Statistics
- 19 U.S. Department of Labor, Wage and Hour Division, State Minimum Wage Laws
- 20 Florida Department of Children and Families, Positive Parenting Guide
- 21 National Association for the Education of Young Children

