

Delaware

Children and Families

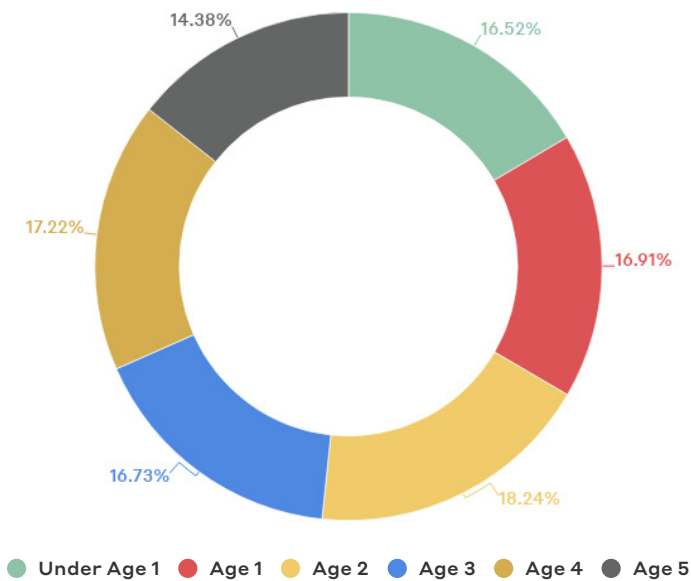
There are 64,796 children ages 5 and under in Delaware.

While 68% of children ages 5 and under live in households in which all parents work, 16% of all children in this age group live in families below the poverty line (\$21,960).¹

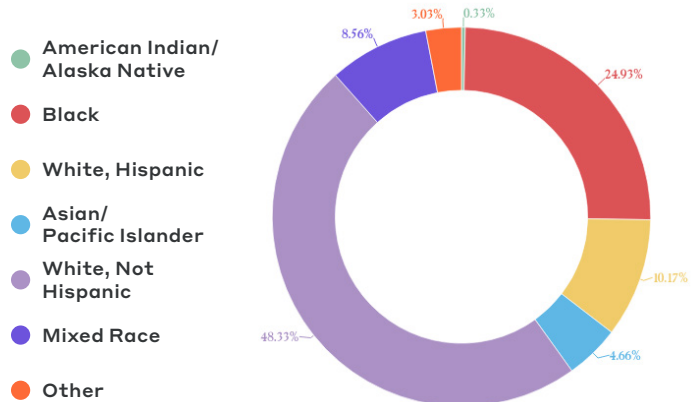
64,796 Total number of children ages 5 and under		
Children by Age	Number of Children	Percent
Under age 1	10,243	15.8%
Age 1	9,792	15.1%
Age 2	11,427	17.6%
Age 3	11,285	17.4%
Age 4	12,087	18.7%
Age 5	9,962	15.4%

10,686
Total number of children living in poverty

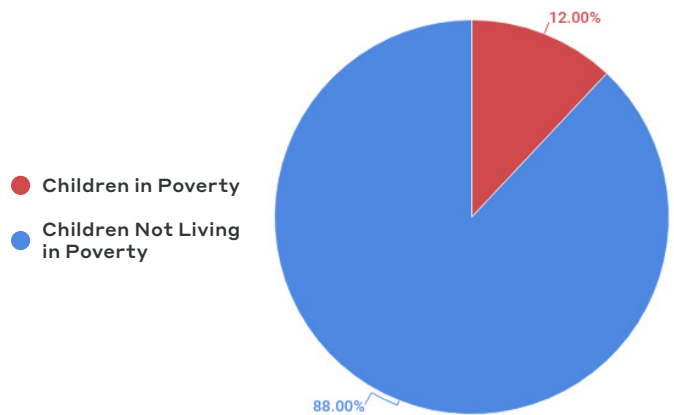
Percent of Children Living in Poverty (10,686) by Age



All Children Ages 5 and Under by Race



Percent of Children With All Parents in the Labor Force (44,035) Living in Poverty



Child Care Funding

Quality early care and learning programs contribute to both thriving economies and healthy families.

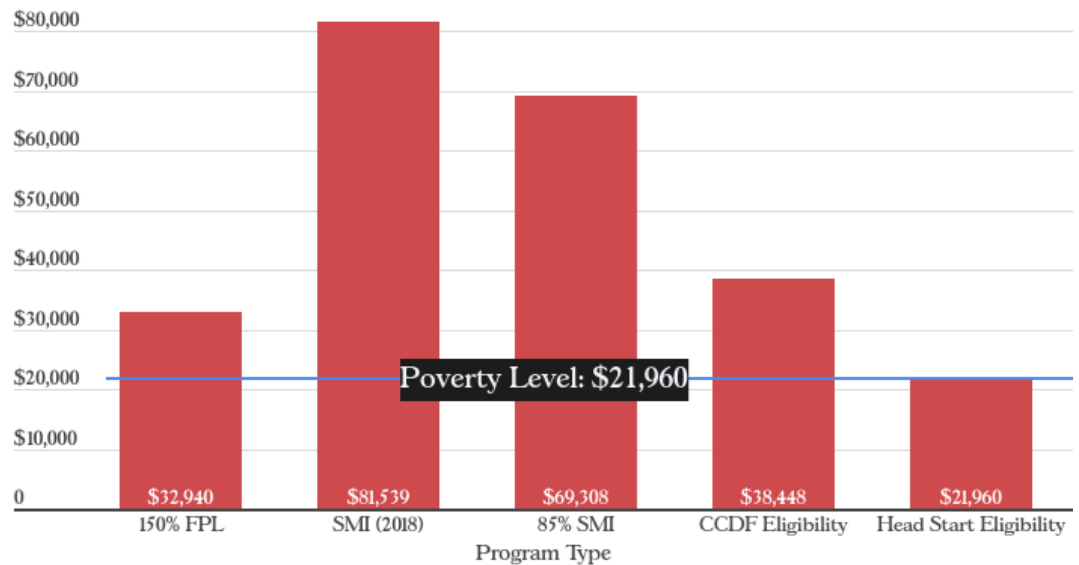
The child care funding landscape is complex and involves several federal and state funding streams, including:

- The Child Care and Development Fund
- The Temporary Assistance for Needy Families program
- State Pre-K
- Head Start
- Early Head Start
- The Individuals with Disabilities Education Act

Allocation and expenditure data for child care funding in Delaware detailed here.

For more information about child care and early learning funding streams, see [BPC's Child Care Toolkit](#).

Program Eligibility



\$22,594,659²
Total Child Care and Development Fund
 expenditures in Delaware in 2019

Category	CCDF Mandatory	CCDF Matching	CCDBG Discretionary	State MOE	Total CCDF Funds
Federal Expenditure	\$5,179,330	\$4,730,335	\$4,016,482	N/A	\$13,926,147
State Expenditure	N/A	\$3,489,187	N/A	\$5,179,325	\$8,668,512
Total Expenditure	\$5,179,330	\$8,219,522	\$4,016,482	\$5,179,325	\$22,594,659

\$79,081,463³
Total Temporary Assistance for Needy Families
 expenditures on child care in Delaware in 2019

Category	Federal Expenditures	State Expenditures	Total
TANF Transferred to CCDF	--	N/A	--
TANF Spent Direct on Child Care	\$14,957,152	\$64,124,311	\$79,081,463
TANF Spent Directly on Pre-K/Head Start	--	--	--
Total TANF Funds	\$14,957,152	\$64,124,311	\$79,081,463

Delaware Early Childhood Assistance Program⁶

\$6,149,300

Total state Pre-K spending (FY2019)

845

Number of children served (2018–2019)

\$7,277

State spending per child enrolled (2018–2019)

Child Care and Development Fund 2020 Allocations⁴

Category	Total
Federal CCDF Allocations	\$25,370,797
2020 CARES Act CCDBG Supplemental	\$9,757,763
Total 2020 CCDF Allocations	\$35,128,560

\$27,828,250⁵

Total allocations from the **Coronavirus Response and Relief Supplemental Appropriations Act of 2021** in Delaware

American Rescue Plan Act of 2021⁷

Category	Amount
ARPA CCDF Discretionary	\$41,652,009
ARPA Stabilization	\$66,752,817
Total ARP Allocations	\$108,404,826

Additional Funding Streams FY2020 Allocations

Category	Amount
Head Start ⁸	\$20,776,828
Early Head Start ⁹	--
IDEA Part C, FY2019 ¹⁰	\$2,301,492
IDEA Part B, Section 619, FY2019 ¹¹	\$1,291,639
Preschool Development Grant, B-5 Renewal Grants, 2019–2022 ¹²	--
Child Care Access Means Parents in School Program, FY2019 ¹³	--
Child and Adult Food Program, FY2019 ¹⁴	\$17,911,010
Early Head Start-Child Care Partnerships ¹⁵	--

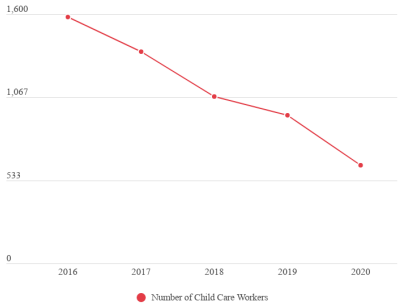
Child Care Providers

In 2020, there were 630 child care workers in Delaware. This is a 34% decline in the number of child care workers from 2019 and a 60% decline since 2016. In 2020, the annual mean salary for child care workers was \$23,430.¹⁶

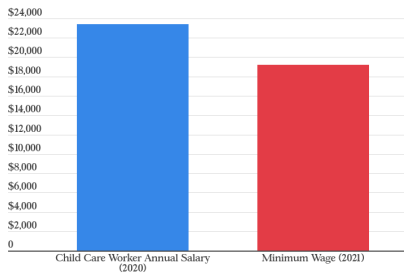
Learn more about the child care supply gap in BPC's report, [Child Care in 25 States](#).

630
Number of child care workers in Delaware in 2020

Number of Child Care Workers: 5-Year Trend¹⁷



Child Care Worker Annual Salary (2019) \$23,430^{18, 19}



Adult-to-Child Ratios for Licensed Child Care Centers

	Infant	Young Toddler	Older Toddler	Preschool
Delaware ²⁰	1 to 4	1 to 6	1 to 8	1 to 10
NAEYC's Best Practice ²¹	1 to 4	1 to 4	1 to 6	1 to 10

Endnotes

- 1 U.S. Census Bureau, 2014-2018 American Community Survey (ACS) 5-Year Public Use Micro Sample
- 2 Administration for Children and Families, FY 2019 CCDF State Expenditure Data
- 3 Administration for Children and Families, TANF Financial Data 2019
- 4 Administration for Children and Families, GY 2020 CCDF Allocations (Based on Appropriations)
- 5 Coronavirus Response and Relief Supplemental Appropriations Act (CRRSA) of 2021 Allocations for States and Territories
- 6 The National Institute for Early Education Research, The State of Preschool 2019
- 7 ARPA Supplemental Stabilization and CCDF Discretionary Funding Allocation Tables – States and Territories
- 8 Administration for Children and Families, FY 2019 Head Start State Allocations
- 9 Data not publicly available yet
- 10 Individuals with Disabilities Education Act, Part C
- 11 Individuals with Disabilities Education Act, Section 619, Part B
- 12 Preschool Development Grant Birth-Five
- 13 U.S. Department of Education, Child Care Access Means Parents in School Program
- 14 Child and Adult Care Food Program
- 15 Early Head Start-Child Care Partnerships
- 16 Bureau of Labor Statistics, Occupational Employment Statistics
- 17 Bureau of Labor Statistics, Occupational Employment Statistics
- 18 Bureau of Labor Statistics, Occupational Employment Statistics
- 19 U.S. Department of Labor, Wage and Hour Division, State Minimum Wage Laws
- 20 Delaware Division of Family Services, DELACARE: Regulations for Early Care and Education and School-Age Centers
- 21 National Association for the Education of Young Children

