



Colorado

Children and Families

There are 402,688 children ages 5 and under in Colorado.

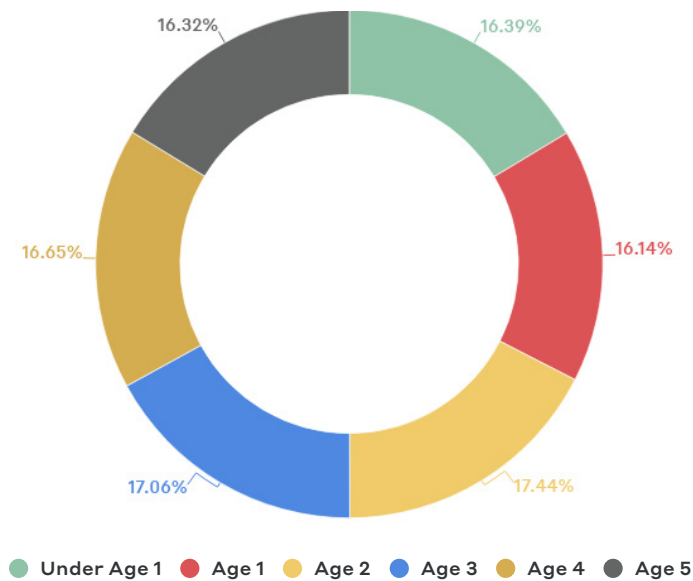
While 62% of children ages 5 and under live in households in which all parents work, 13% of all children in this age group live in families below the poverty line (\$21,960).¹

402,668
Total number of children ages 5 and under

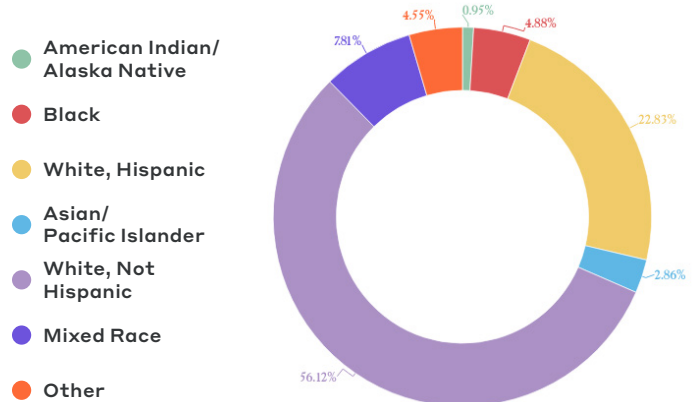
Children by Age	Number of Children	Percent
Under age 1	63,136	15.7%
Age 1	67,973	16.9%
Age 2	67,026	16.6%
Age 3	68,488	17.0%
Age 4	67,930	16.9%
Age 5	68,115	16.9%

52,020
Total number of children living in poverty

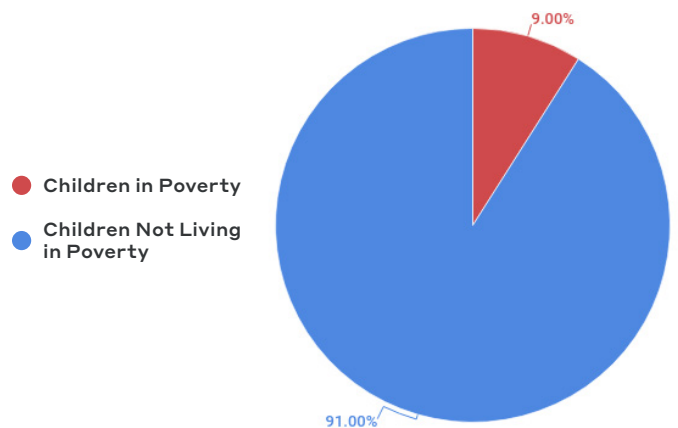
Percent of Children Living in Poverty (52,020) by Age



All Children Ages 5 and Under by Race



Percent of Children With All Parents in the Labor Force (249,249) Living in Poverty



Child Care Funding

Quality early care and learning programs contribute to both thriving economies and healthy families.

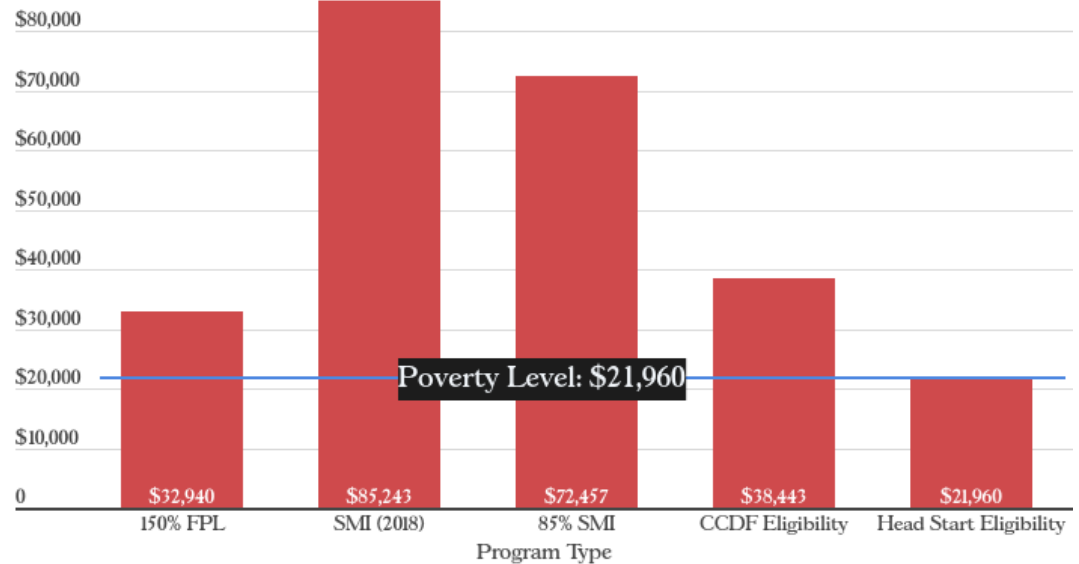
The child care funding landscape is complex and involves several federal and state funding streams, including:

- The Child Care and Development Fund
- The Temporary Assistance for Needy Families program
- State Pre-K
- Head Start
- Early Head Start
- The Individuals with Disabilities Education Act

Allocation and expenditure data for child care funding in Colorado detailed here.

For more information about child care and early learning funding streams, see [BPC's Child Care Toolkit](#).

Program Eligibility



\$102,813,025²
Total Child Care and Development Fund
 expenditures in Colorado in 2019

Category	CCDF Mandatory	CCDF Matching	CCDBG Discretionary	State MOE	Total CCDF Funds
Federal Expenditure	\$10,173,800	\$27,270,175	\$18,934,346	N/A	\$56,378,321
State Expenditure	N/A	\$37,448,803	N/A	\$8,985,901	\$46,434,704
Total Expenditure	\$10,173,800	\$64,718,978	\$18,934,346	\$8,985,901	\$102,813,025

\$71,745,551³
Total Temporary Assistance for Needy Families
 expenditures on child care in Colorado in 2019

Category	Federal Expenditures	State Expenditures	Total
TANF Transferred to CCDF	\$1,293,864	N/A	\$1,293,864
TANF Spent Direct on Child Care	\$437,208	\$10,691,386	\$11,128,594
TANF Spent Directly on Pre-K/Head Start	\$75,407	\$59,247,886	\$59,323,293
Total TANF Funds	\$1,806,479	\$69,939,272	\$71,745,751

Colorado Preschool Program⁶

\$61,161,584

Total state Pre-K
spending (FY2019)

21,944

Number of children
served (2018–2019)

\$2,787

State spending per child
enrolled (2018–2019)

Child Care and Development Fund 2020 Allocations⁴

Category	Total
Federal CCDF Allocations	\$106,516,450
2020 CARES Act CCDBG Supplemental	\$42,457,884
Total 2020 CCDF Allocations	\$148,974,334

\$119,294,226⁵

Total allocations from the **Coronavirus
Response and Relief Supplemental
Appropriations Act of 2021** in Colorado

American Rescue Plan Act of 2021⁷

Category	Amount
ARPA CCDF Discretionary	\$178,553,958
ARPA Stabilization	\$286,156,175
Total ARP Allocations	\$464,710,133

Additional Funding Streams FY2020 Allocations

Category	Amount
Head Start ⁸	\$112,877,319
Early Head Start ⁹	--
IDEA Part C, FY2019 ¹⁰	\$7,514,469
IDEA Part B, Section 619, FY2019 ¹¹	\$5,053,316
Preschool Development Grant, B-5 Renewal Grants, 2019–2022 ¹²	\$11,171,969
Child Care Access Means Parents in School Program, FY2019 ¹³	\$1,107,287
Child and Adult Food Program, FY2019 ¹⁴	\$25,315,557
Early Head Start-Child Care Partnerships ¹⁵	--

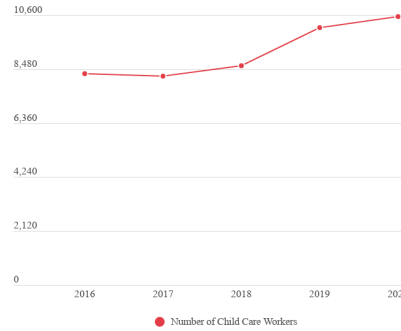
Child Care Providers

In 2020, there were 10,550 child care workers in Colorado. This is a 4% increase in the number of child care workers from 2019 and a 27% increase since 2016. In 2020, the annual mean salary for child care workers was \$31,600.¹⁶ In Colorado, 38% of young children do not have access to formal child care.

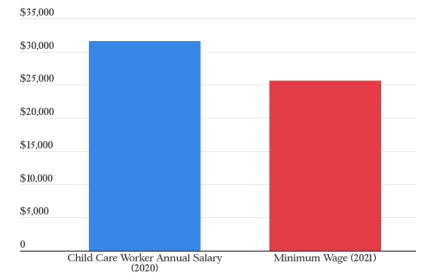
Learn more about the child care supply gap in BPC's report, [Child Care in 25 States](#).

10,550
Number of child care workers in Colorado in 2020

Number of Child Care Workers: 5-Year Trend¹⁷



Child Care Worker Annual Salary (2019) \$31,600^{18, 19}



Child Care Supply Gap²³

In Colorado, 249,770 children have the potential need for child care. There is a supply of 156,034 child care slots. The families of 94,887 children do not have access to child care. The child care gap is 38% of the potential need (children with working parents).

Adult-to-Child Ratios for Licensed Child Care Centers

	Infant	Young Toddler	Older Toddler	Preschool
Colorado ²⁰	1 to 5	1 to 7	1 to 8	1 to 10
NAEYC's Best Practice ²¹	1 to 4	1 to 4	1 to 6	1 to 10

Colorado Child Care Facility Types²²

Facility Type	Count	Capacity
Child Care Center	1,542	121,723
Experienced Family Child Care Home	332	2,944
Family Child Care Home	802	4,861
Large Family Child Care Home	284	3,303
Preschool Program	514	18,008
Three under Two Family Child Care Home	190	1,153
Infant/Toddler Home	11	52
Neighborhood Youth Organization	3	170
DCC	1	59
PRS	1	48
Additional facilities from Office of Head Start	19	1,203
Department of Defense	5	2,510

Endnotes

- 1 U.S. Census Bureau, 2014-2018 American Community Survey (ACS) 5-Year Public Use Micro Sample
- 2 Administration for Children and Families, FY 2019 CCDF State Expenditure Data
- 3 Administration for Children and Families, TANF Financial Data 2019
- 4 Administration for Children and Families, GY 2020 CCDF Allocations (Based on Appropriations)
- 5 Coronavirus Response and Relief Supplemental Appropriations Act (CRRSA) of 2021 Allocations for States and Territories
- 6 The National Institute for Early Education Research, The State of Preschool 2019
- 7 ARPA Supplemental Stabilization and CCDF Discretionary Funding Allocation Tables – States and Territories
- 8 Administration for Children and Families, FY 2019 Head Start State Allocations
- 9 Data not publicly available yet
- 10 Individuals with Disabilities Education Act, Part C
- 11 Individuals with Disabilities Education Act, Section 619, Part B
- 12 Preschool Development Grant Birth-Five
- 13 U.S. Department of Education, Child Care Access Means Parents in School Program
- 14 Child and Adult Care Food Program
- 15 Early Head Start-Child Care Partnerships
- 16 Bureau of Labor Statistics, Occupational Employment Statistics
- 17 Bureau of Labor Statistics, Occupational Employment Statistics
- 18 Bureau of Labor Statistics, Occupational Employment Statistics
- 19 U.S. Department of Labor, Wage and Hour Division, State Minimum Wage Laws
- 20 Colorado Department of Human Services, Child Care Facility Licensing
- 21 National Association for the Education of Young Children
- 22 Bipartisan Policy Center, Child Care in 25 States: What We Know and Don't Know
- 23 Bipartisan Policy Center, Child Care in 25 States: What We Know and Don't Know

