



# California

## Children and Families

There are 2,957,444 children ages 5 and under in California.

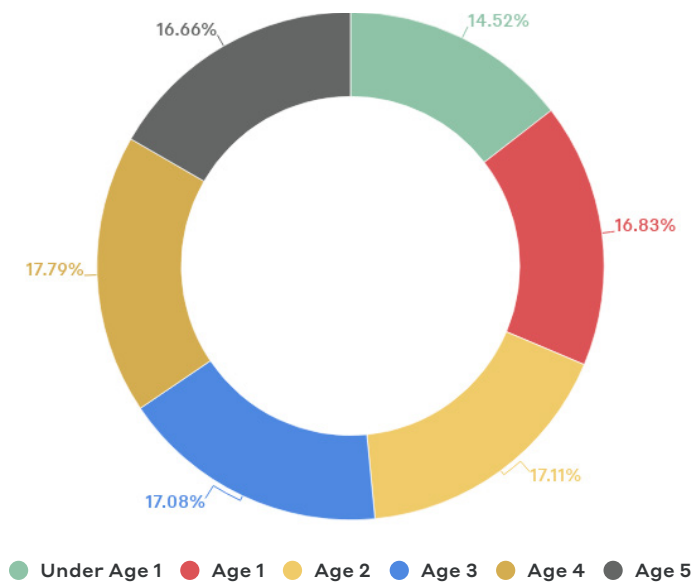
While 60% of children ages 5 and under live in households in which all parents work, 18% of all children in this age group live in families below the poverty line (\$21,960).<sup>1</sup>

**2,957,444**  
Total number of children ages 5 and under

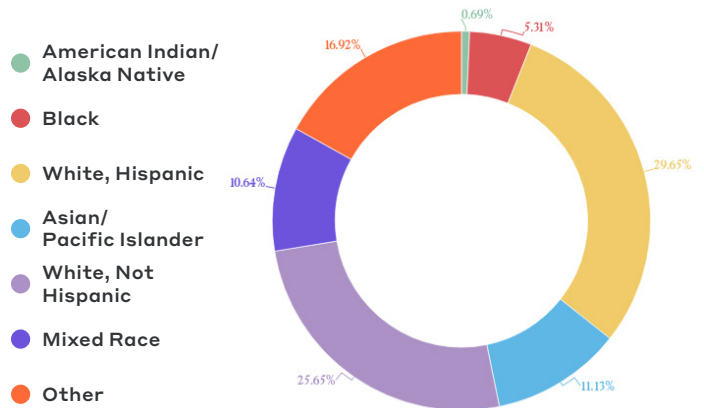
Children by Age	Number of Children	Percent
Under age 1	456,136	15.4%
Age 1	489,795	16.6%
Age 2	505,921	17.1%
Age 3	508,004	17.2%
Age 4	516,120	17.5%
Age 5	481,468	16.3%

**533,240**  
Total number of children living in poverty

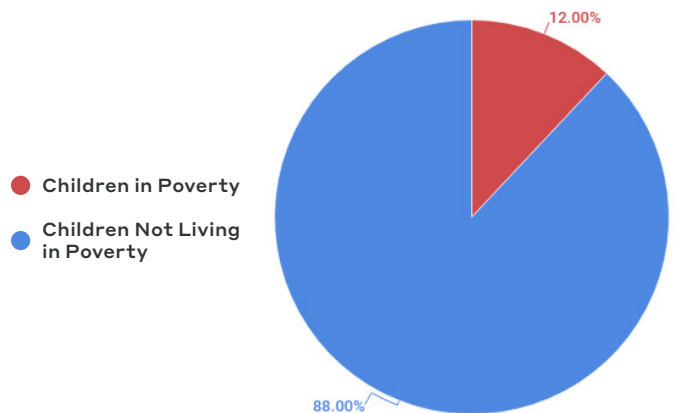
Percent of Children Living in Poverty (533,240) by Age



All Children Ages 5 and Under by Race



Percent of Children With All Parents in the Labor Force (1,765,498) Living in Poverty



# Child Care Funding

Quality early care and learning programs contribute to both thriving economies and healthy families.

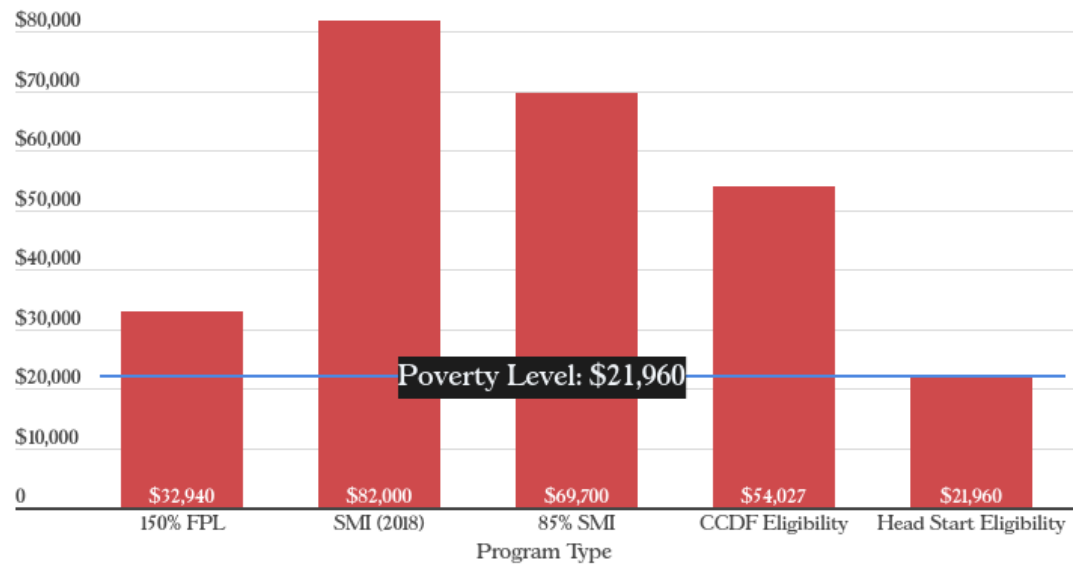
The child care funding landscape is complex and involves several federal and state funding streams, including:

- The Child Care and Development Fund
- The Temporary Assistance for Needy Families program
- State Pre-K
- Head Start
- Early Head Start
- The Individuals with Disabilities Education Act

Allocation and expenditure data for child care funding in California detailed here.

For more information about child care and early learning funding streams, see [BPC's Child Care Toolkit](#).

**Program Eligibility**



**\$768,185,298<sup>2</sup>**  
**Total Child Care and Development Fund**  
 expenditures in California in 2019

Category	CCDF Mandatory	CCDF Matching	CCDBG Discretionary	State MOE	Total CCDF Funds
Federal Expenditure	\$77,976,649	\$186,938,971	\$206,588,101	N/A	\$471,503,721
State Expenditure	N/A	\$211,088,360	N/A	\$85,593,217	\$296,681,577
<b>Total Expenditure</b>	<b>\$77,976,649</b>	<b>\$398,027,331</b>	<b>\$206,588,101</b>	<b>\$85,593,217</b>	<b>\$768,185,298<sup>2</sup></b>

**\$797,814,026<sup>3</sup>**  
**Total Temporary Assistance for Needy Families**  
 expenditures on child care in California in 2019

Category	Federal Expenditures	State Expenditures	Total
TANF Transferred to CCDF	--	N/A	--
TANF Spent Direct on Child Care	\$129,615,131	\$688,225,895	\$797,841,026
TANF Spent Directly on Pre-K/Head Start	--	--	--
<b>Total TANF Funds</b>	<b>\$129,615,131</b>	<b>\$688,225,895</b>	<b>\$797,841,026</b>

# California State Preschool Program, California Transitional Kindergarten<sup>6</sup>

**\$2,027,027,473**

Total state Pre-K  
spending (FY2019)

**245,614**

Number of children  
served (2018–2019)

**\$8,253**

State spending per child  
enrolled (2018–2019)

## Child Care and Development Fund 2020 Allocations<sup>4</sup>

Category	Total
Federal CCDF Allocations	\$849,391,530
2020 CARES Act CCDBG Supplemental	\$350,313,504
<b>Total 2020 CCDF Allocations</b>	<b>\$1,119,705,034</b>

**\$964,324,483<sup>5</sup>**

Total allocations from the **Coronavirus  
Response and Relief Supplemental  
Appropriations Act of 2021** in California

## American Rescue Plan Act of 2021<sup>7</sup>

Category	Amount
ARPA CCDF Discretionary	\$1,443,355,294
ARPA Stabilization	\$2,313,166,479
<b>Total ARP Allocations</b>	<b>\$3,756,521,773</b>

## Additional Funding Streams FY2020 Allocations

Category	Amount
Head Start <sup>8</sup>	\$1,265,359,776
Early Head Start <sup>9</sup>	--
IDEA Part C, FY2019 <sup>10</sup>	\$54,983,165
IDEA Part B, Section 619, FY2019 <sup>11</sup>	\$39,237,787
Preschool Development Grant, B-5 Renewal Grants, 2019–2022 <sup>12</sup>	\$13,414,500
Child Care Access Means Parents in School Program, FY2019 <sup>13</sup>	\$9,500,688
Child and Adult Food Program, FY2019 <sup>14</sup>	\$450,434,053
Early Head Start-Child Care Partnerships <sup>15</sup>	--

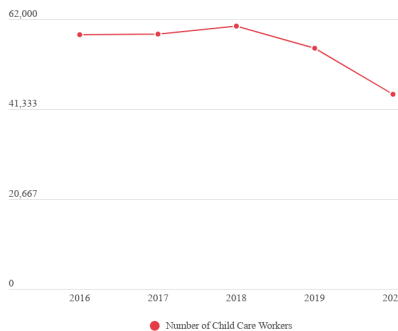
# Child Care Providers

In 2020, there were 44,760 child care workers in California. This is a 19% decline in the number of child care workers from 2019 and a 24% decline since 2016. In 2020, the annual mean salary for child care workers was \$33,840.<sup>16</sup> In California, 40% of young children do not have access to formal child care.

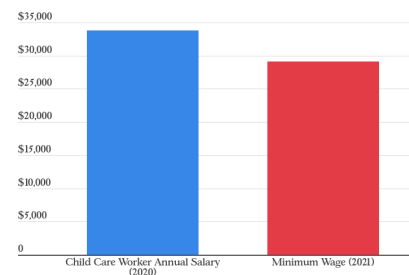
Learn more about the child care supply gap in BPC's report, [Child Care in 25 States](#).

**44,760**  
Number of child care workers in California in 2020

**Number of Child Care Workers: 5-Year Trend<sup>17</sup>**



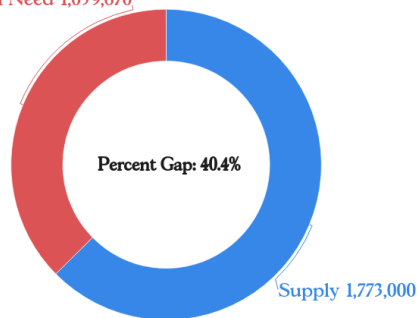
**Child Care Worker Annual Salary (2019) \$33,840<sup>18, 19</sup>**



## Child Care Supply Gap<sup>23</sup>

In California, 1,773,000 children have the potential need for child care. There is a supply of 1,059,670 child care slots. The families of 716,300 children do not have access to child care. The child care gap is 40.4% of the potential need (children with working parents).

Potential Need 1,059,670



## Adult-to-Child Ratios for Licensed Child Care Centers

	Infant	Young Toddler	Older Toddler	Preschool
California <sup>20</sup>	1 to 4	1 to 6	1 to 6	1 to 12
NAEYC's Best Practice <sup>21</sup>	1 to 4	1 to 4	1 to 6	1 to 10

## California Child Care Facility Types<sup>22</sup>

Facility Type	Count	Capacity
Day Care Center	13,263	739,510
Day Care Center - ILL Center	7	59
Infant Center	2,912	66,560
Family Day Care Home	17,668	245,440
Additional facilities from Office of Head Start	37	1,220
Department of Defense	24	6,880

# Endnotes

- 1 U.S. Census Bureau, 2014-2018 American Community Survey (ACS) 5-Year Public Use Micro Sample
- 2 Administration for Children and Families, FY 2019 CCDF State Expenditure Data
- 3 Administration for Children and Families, TANF Financial Data 2019
- 4 Administration for Children and Families, GY 2020 CCDF Allocations (Based on Appropriations)
- 5 Coronavirus Response and Relief Supplemental Appropriations Act (CRRSA) of 2021 Allocations for States and Territories
- 6 The National Institute for Early Education Research, The State of Preschool 2019
- 7 ARPA Supplemental Stabilization and CCDF Discretionary Funding Allocation Tables – States and Territories
- 8 Administration for Children and Families, FY 2019 Head Start State Allocations
- 9 Data not publicly available yet
- 10 Individuals with Disabilities Education Act, Part C
- 11 Individuals with Disabilities Education Act, Section 619, Part B
- 12 Preschool Development Grant Birth-Five
- 13 U.S. Department of Education, Child Care Access Means Parents in School Program
- 14 Child and Adult Care Food Program
- 15 Early Head Start-Child Care Partnerships
- 16 Bureau of Labor Statistics, Occupational Employment Statistics
- 17 Bureau of Labor Statistics, Occupational Employment Statistics
- 18 Bureau of Labor Statistics, Occupational Employment Statistics
- 19 U.S. Department of Labor, Wage and Hour Division, State Minimum Wage Laws
- 20 California Department of Social Services, Teacher-to-Child Ratios in Child Care Centers
- 21 National Association for the Education of Young Children
- 22 Bipartisan Policy Center, Child Care in 25 States: What We Know and Don't Know
- 23 Bipartisan Policy Center, Child Care in 25 States: What We Know and Don't Know

