



Arizona

Children and Families

There are 521,116 children ages 5 and under in Arizona.

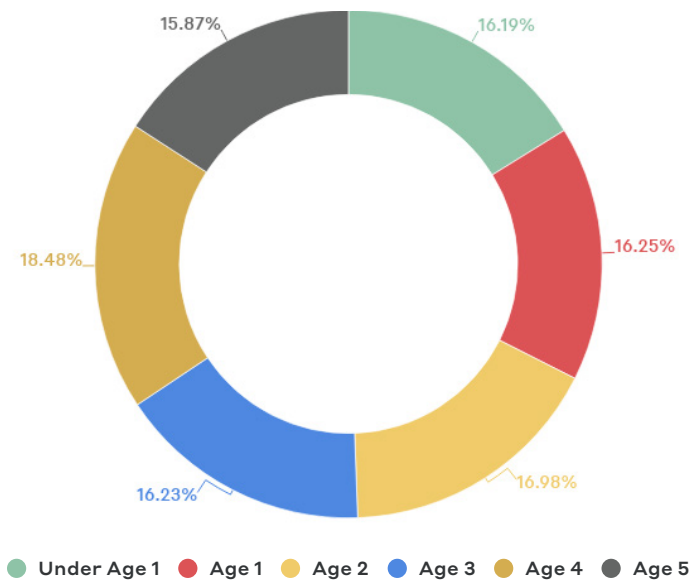
While 58% of children ages 5 and under live in households in which all parents work, 22% of all children in this age group live in families below the poverty line (\$21,960).¹

521,116
Total number of children ages 5 and under

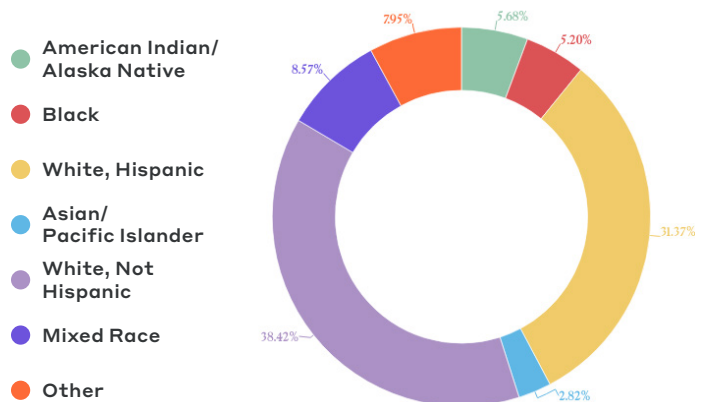
Children by Age	Number of Children	Percent
Under age 1	81,676	15.7%
Age 1	83,738	16.1%
Age 2	87,671	16.8%
Age 3	88,461	17.0%
Age 4	93,847	18.0%
Age 5	85,723	16.4%

114,578
Total number of children living in poverty

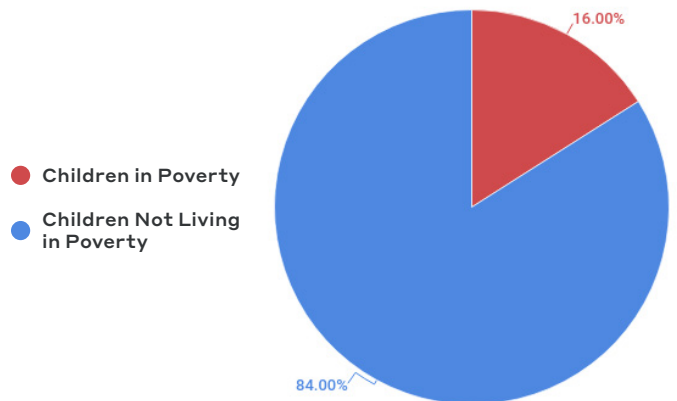
Percent of Children Living in Poverty (114,578) by Age



All Children Ages 5 and Under by Race



Percent of Children With All Parents in the Labor Force (304,133) Living in Poverty



Child Care Funding

Quality early care and learning programs contribute to both thriving economies and healthy families.

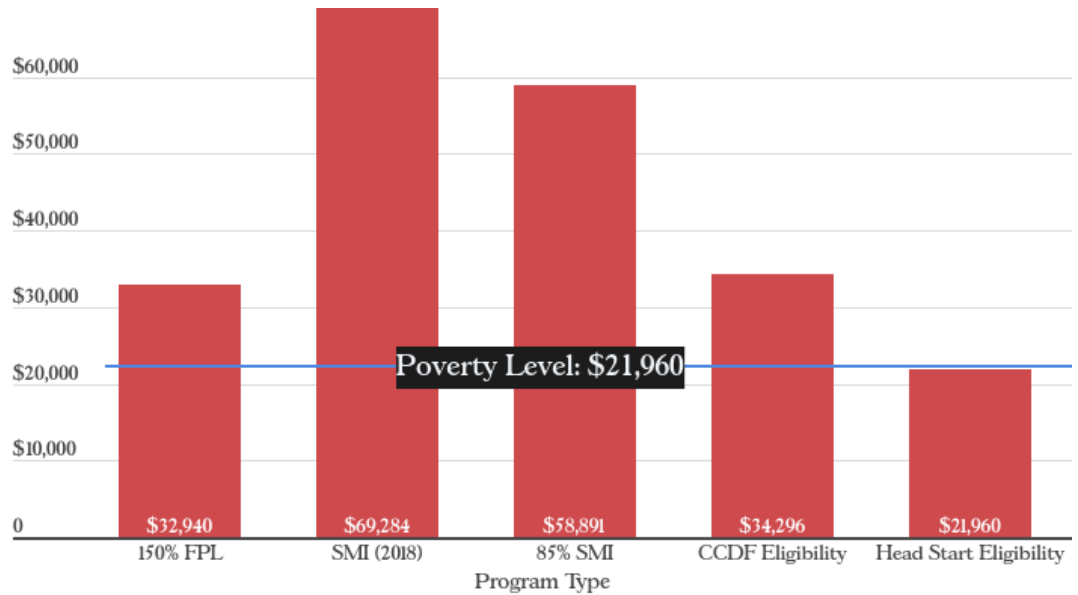
The child care funding landscape is complex and involves several federal and state funding streams, including:

- The Child Care and Development Fund
- The Temporary Assistance for Needy Families program
- State Pre-K
- Head Start
- Early Head Start
- The Individuals with Disabilities Education Act

Allocation and expenditure data for child care funding in Arizona detailed here.

For more information about child care and early learning funding streams, see [BPC's Child Care Toolkit](#).

Program Eligibility



\$72,278,937²
Total Child Care and Development Fund
 expenditures in Arizona in 2019

Category	CCDF Mandatory	CCDF Matching	CCDBG Discretionary	State MOE	Total CCDF Funds
Federal Expenditure	\$19,827,025	\$1,282,958	\$40,581,191	\$N/A	\$103,060,036
State Expenditure	N/A	\$554,827	N/A	\$10,032,936	\$10,587,763
Total Expenditure	\$19,827,025	\$1,837,785	\$40,581,191	\$10,032,936	\$72,278,937

\$0³
Total Temporary Assistance for Needy Families
 expenditures on child care in Arizona in 2019

Category	Federal Expenditures	State Expenditures	Total
TANF Transferred to CCDF	--	N/A	--
TANF Spent Direct on Child Care	--	--	--
TANF Spent Directly on Pre-K/Head Start	--	--	--
Total TANF Funds	--	--	\$0

Arizona Quality First Scholarships⁶

\$21,712,929

Total state Pre-K
spending (FY2019)

5,410

Number of children
served (2018–2019)

\$4,013

State spending per child
enrolled (2018–2019)

Child Care and Development Fund 2020 Allocations⁴

Category	Total
Federal CCDF Allocations	\$197,584,336
2020 CARES Act CCDBG Supplemental	\$88,005,835
Total 2020 CCDF Allocations	\$285,590,171

\$248,639,343⁵

Total allocations from the **Coronavirus
Response and Relief Supplemental
Appropriations Act of 2021** in Arizona

American Rescue Plan Act of 2021⁷

Category	Amount
ARPA CCDF Discretionary	\$372,151,615
ARPA Stabilization	\$596,421,853
Total ARP Allocations	\$968,573,468

Additional Funding Streams FY2020 Allocations

Category	Amount
Head Start ⁸	\$173,969,609
Early Head Start ⁹	--
IDEA Part C, FY2019 ¹⁰	\$9,697,142
IDEA Part B, Section 619, FY2019 ¹¹	\$5,624,873
Preschool Development Grant, B-5 Renewal Grants, 2019–2022 ¹²	--
Child Care Access Means Parents in School Program, FY2019 ¹³	\$615,909
Child and Adult Food Program, FY2019 ¹⁴	\$52,000,964
Early Head Start-Child Care Partnerships ¹⁵	--

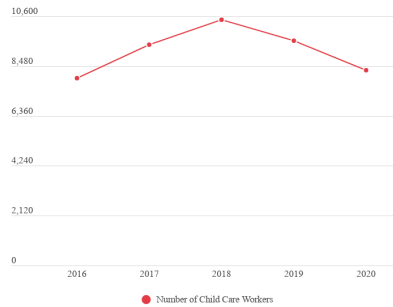
Child Care Providers

In 2020, there were 8,310 child care workers in Arizona. This is a 13% decline in the number of child care workers from 2019 and a 4% decline since 2016. In 2020, the annual mean salary for child care workers was \$20,910.¹⁶ In Arizona, 25% of young children do not have access to formal child care.

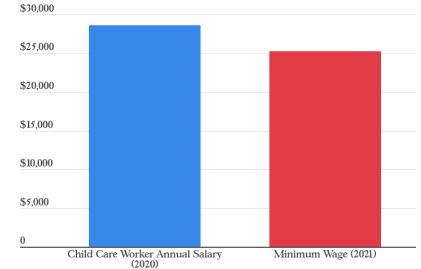
Learn more about the child care supply gap in BPC's report, [Child Care in 25 States](#).

8,310
Number of child care workers in Arizona in 2020

Number of Child Care Workers: 5-Year Trend¹⁷

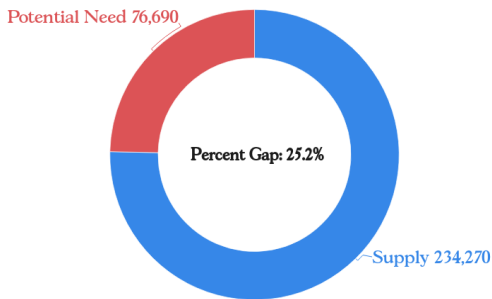


Child Care Worker Annual Salary (2019) \$20,910^{18, 19}



Child Care Supply Gap²³

In Arizona, 304,180 children have the potential need for child care. There is a supply of 234,270 child care slots. The families of 76,690 children do not have access to child care. The child care gap is 25.2% of the potential need (children with working parents).



Adult-to-Child Ratios for Licensed Child Care Centers

	Infant	Young Toddler	Older Toddler	Preschool
Arizona ²⁰	1 to 5	1 to 6	1 to 8	1 to 15
NAEYC's Best Practice ²¹	1 to 4	1 to 4	1 to 6	1 to 10

Arizona Child Care Facility Types²²

Facility Type	Count	Capacity
Child Care Center	1,458	159,000
Child Care Public School	585	67,290
Child Care Small Group Home	273	2,650
Center	30	1,110
Home	38	160
Additional facilities from Office of Head Start	74	2,860
Department of Defense	5	1,210

Endnotes

- 1 U.S. Census Bureau, 2014-2018 American Community Survey (ACS) 5-Year Public Use Micro Sample
- 2 Administration for Children and Families, FY 2019 CCDF State Expenditure Data
- 3 Administration for Children and Families, TANF Financial Data 2019
- 4 Administration for Children and Families, GY 2020 CCDF Allocations (Based on Appropriations)
- 5 Coronavirus Response and Relief Supplemental Appropriations Act (CRRSA) of 2021 Allocations for States and Territories
- 6 The National Institute for Early Education Research, The State of Preschool 2019
- 7 ARPA Supplemental Stabilization and CCDF Discretionary Funding Allocation Tables – States and Territories
- 8 Administration for Children and Families, FY 2019 Head Start State Allocations
- 9 Data not publicly available yet
- 10 Individuals with Disabilities Education Act, Part C
- 11 Individuals with Disabilities Education Act, Section 619, Part B
- 12 Preschool Development Grant Birth-Five
- 13 U.S. Department of Education, Child Care Access Means Parents in School Program
- 14 Child and Adult Care Food Program
- 15 Early Head Start-Child Care Partnerships
- 16 Bureau of Labor Statistics, Occupational Employment Statistics
- 17 Bureau of Labor Statistics, Occupational Employment Statistics
- 18 Bureau of Labor Statistics, Occupational Employment Statistics
- 19 U.S. Department of Labor, Wage and Hour Division, State Minimum Wage Laws
- 20 Arizona Department of Health Services, A Child Care Guide for Arizona Providers and Parents
- 21 National Association for the Education of Young Children
- 22 Bipartisan Policy Center, Child Care in 25 States: What We Know and Don't Know
- 23 Bipartisan Policy Center, Child Care in 25 States: What We Know and Don't Know

