



Alabama

Children and Families

There are 350,908 children ages 5 and under in Alabama.

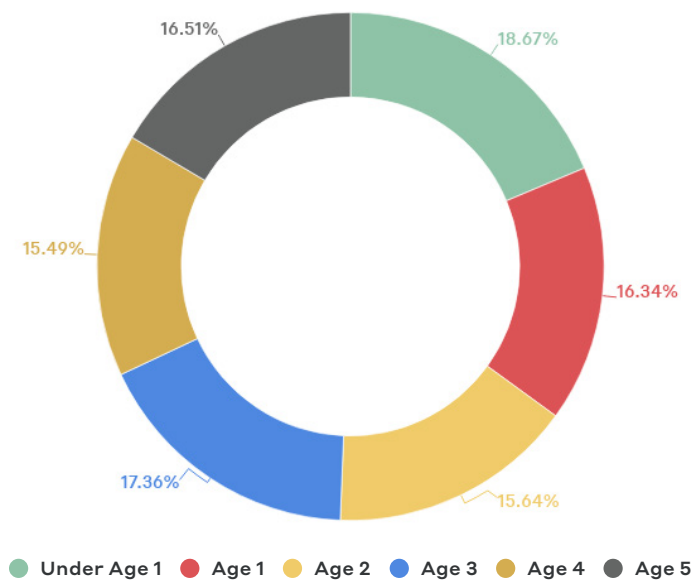
While 61% of children ages 5 and under live in households in which all parents work, 26% of all children in this age group live in families below the poverty line (\$21,960).¹

350,908
Total number of children ages 5 and under

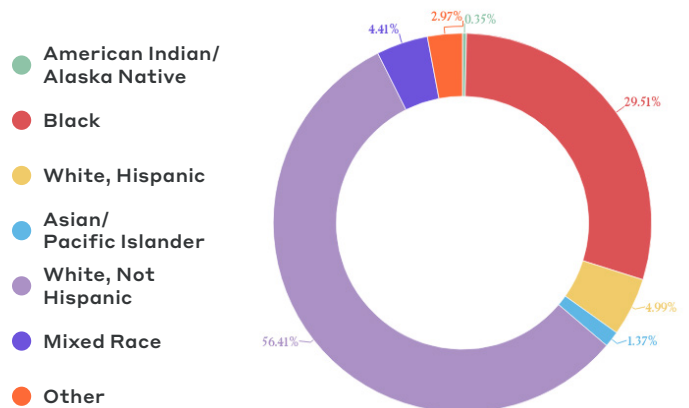
Children by Age	Number of Children	Percent
Under age 1	57,051	16.3%
Age 1	56,018	16.0%
Age 2	60,098	16.7%
Age 3	60,098	17.1%
Age 4	59,830	17.1%
Age 5	59,396	16.9%

92,811
Total number of children living in poverty

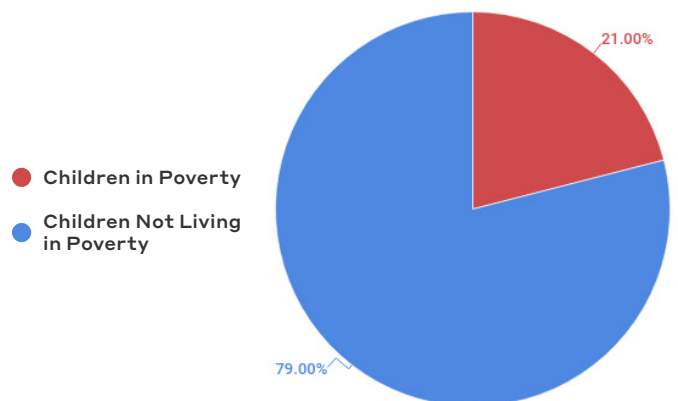
Percent of Children Living in Poverty (58,455) by Age



All Children Ages 5 and Under by Race



Percent of Children With All Parents in the Labor Force (213,240) Living in Poverty



Child Care Funding

Quality early care and learning programs contribute to both thriving economies and healthy families.

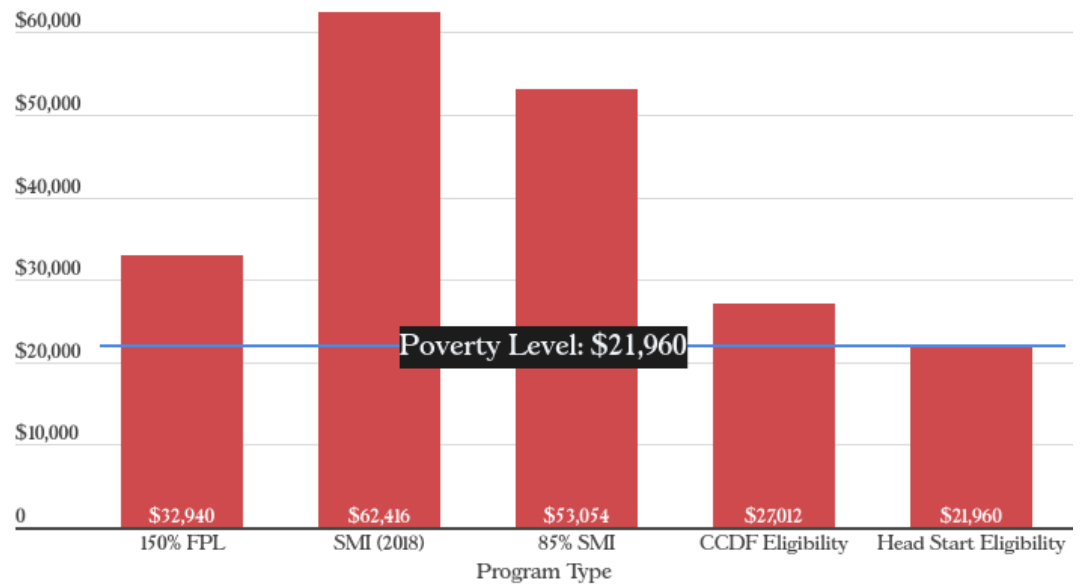
The child care funding landscape is complex and involves several federal and state funding streams, including:

- The Child Care and Development Fund
- The Temporary Assistance for Needy Families program
- State Pre-K
- Head Start
- Early Head Start
- The Individuals with Disabilities Education Act

Allocation and expenditure data for child care funding in Alabama detailed here.

For more information about child care and early learning funding streams, see [BPC's Child Care Toolkit](#).

Program Eligibility



\$118,295,632²
Total Child Care and Development Fund
 expenditures in Alabama in 2019

Category	CCDF Mandatory	CCDF Matching	CCDBG Discretionary	State MOE	Total CCDF Funds
Federal Expenditure	\$16,441,707	\$21,316,507	\$65,301,822	N/A	\$103,060,036
State Expenditure	N/A	\$8,339,179	N/A	\$6,896,417	\$15,235,596
Total Expenditure	16,441,707	\$29,655,686	\$65,301,822	\$6,896,417	\$118,295,632

\$27,528,818³
Total Temporary Assistance for Needy Families
 expenditures on child care in Alabama in 2019

Category	Federal Expenditures	State Expenditures	Total
TANF Transferred to CCDF	--	N/A	--
TANF Spent Direct on Child Care	\$6,863	\$5,517,134	\$5,523,997
TANF Spent Directly on Pre-K/Head Start	--	\$22,004,821	\$22,004,821
Total TANF Funds	\$6,863	\$27,521,955	\$27,528,818

Alabama First Class Pre-K⁶

\$95,962,050

Total state Pre-K spending (FY2019)

18,756

Number of children served (2018–2019)

\$5,116

State spending per child enrolled (2018–2019)

Child Care and Development Fund 2020 Allocations⁴

Category	Total
Federal CCDF Allocations	\$114,847,006
2020 CARES Act CCDBG Supplemental	\$64,957,270
Total 2020 CCDF Allocations	\$209,804,276

\$188,165,369⁵

Total allocations from the **Coronavirus Response and Relief Supplemental Appropriations Act of 2021** in Alabama

American Rescue Plan Act of 2021⁷

Category	Amount
ARPA CCDF Discretionary	\$281,637,028
ARPA Stabilization	\$451,360,337
Total ARP Allocations	\$732,997,365

Additional Funding Streams FY2020 Allocations

Category	Amount
Head Start ⁸	\$146,609,797
Early Head Start ⁹	--
IDEA Part C, FY2019 ¹⁰	\$6,568,165
IDEA Part B, Section 619, FY2019 ¹¹	\$5,819,670
Preschool Development Grant, B-5 Renewal Grants, 2019–2022 ¹²	\$11,178,750
Child Care Access Means Parents in School Program, FY2019 ¹³	\$510,835
Child and Adult Food Program, FY2019 ¹⁴	\$62,155,299
Early Head Start-Child Care Partnerships ¹⁵	--

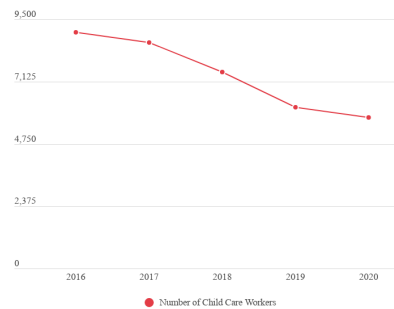
Child Care Providers

In 2020, there were 5,760 child care workers in Alabama. This is a 6% decline in the number of child care workers from 2019 and a 36% decline since 2016. In 2020, the annual mean salary for child care workers was \$20,910.¹⁶ In Alabama, 40% of young children do not have access to formal child care.

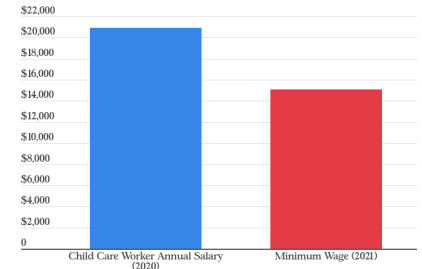
Learn more about the child care supply gap in BPC's report, [Child Care in 25 States](#).



Number of Child Care Workers: 5-Year Trend¹⁷

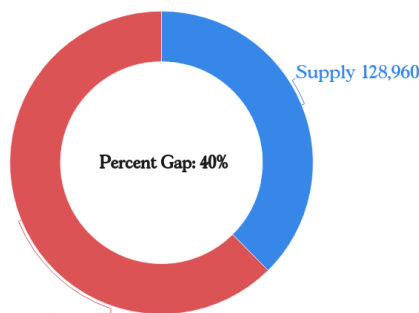


Child Care Worker Annual Salary (2019) \$20,910^{18, 19}



Child Care Supply Gap²³

In Alabama, 214,150 children have the potential need for child care. There is a supply of 128,960 child care slots. The families of 85,190 children do not have access to child care. The child care gap is 40% of the potential need (children with working parents).



Adult-to-Child Ratios for Licensed Child Care Centers

	Infant	Young Toddler	Older Toddler	Preschool
Alabama ²⁰	1 to 5	1 to 7	1 to 8	1 to 18
NAEYC's Best Practice ²¹	1 to 4	1 to 4	1 to 6	1 to 10

Alabama Child Care Facility Types²²

Facility Type	Count	Capacity
Licensed Day Care-Family	402	2,290
Licensed Day Care-Group	241	2,820
Licensed Day Care-Licensed	1,003	81,470
Exempt	535	4,330
Exempt-Other	74	1,320
Pre-K	1,203	21,650
Head Start	310	14,080
Department of Defense	3	1,000

Endnotes

- 1 U.S. Census Bureau, 2014-2018 American Community Survey (ACS) 5-Year Public Use Micro Sample
- 2 Administration for Children and Families, FY 2019 CCDF State Expenditure Data
- 3 Administration for Children and Families, TANF Financial Data 2019
- 4 Administration for Children and Families, GY 2020 CCDF Allocations (Based on Appropriations)
- 5 Coronavirus Response and Relief Supplemental Appropriations Act (CRRSA) of 2021 Allocations for States and Territories
- 6 The National Institute for Early Education Research, The State of Preschool 2019
- 7 ARPA Supplemental Stabilization and CCDF Discretionary Funding Allocation Tables – States and Territories
- 8 Administration for Children and Families, FY 2019 Head Start State Allocations
- 9 Data not publicly available yet
- 10 Individuals with Disabilities Education Act, Part C
- 11 Individuals with Disabilities Education Act, Section 619, Part B
- 12 Preschool Development Grant Birth-Five
- 13 U.S. Department of Education, Child Care Access Means Parents in School Program
- 14 Child and Adult Care Food Program
- 15 Early Head Start-Child Care Partnerships
- 16 Bureau of Labor Statistics, Occupational Employment Statistics
- 17 Bureau of Labor Statistics, Occupational Employment Statistics
- 18 Bureau of Labor Statistics, Occupational Employment Statistics
- 19 U.S. Department of Labor, Wage and Hour Division, State Minimum Wage Laws
- 20 Alabama Department of Human Resources, Day Care Center License Requirements
- 21 National Association for the Education of Young Children
- 22 Bipartisan Policy Center, Child Care in 25 States: What We Know and Don't Know
- 23 Bipartisan Policy Center, Child Care in 25 States: What We Know and Don't Know

