



Alaska

Children and Families

There are 65,105 children ages 5 and under in Alaska.

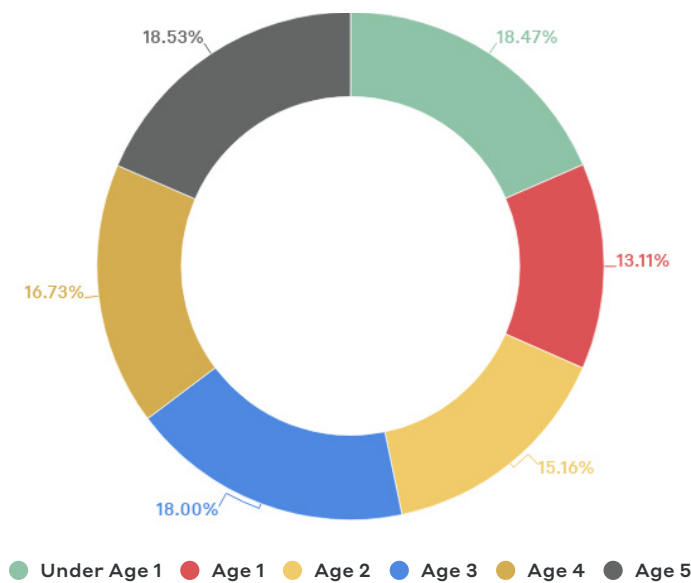
While 60% of children ages 5 and under live in households in which all parents work, 14% of all children in this age group live in families below the poverty line (\$21,960).¹

65,105
Total number of children ages 5 and under

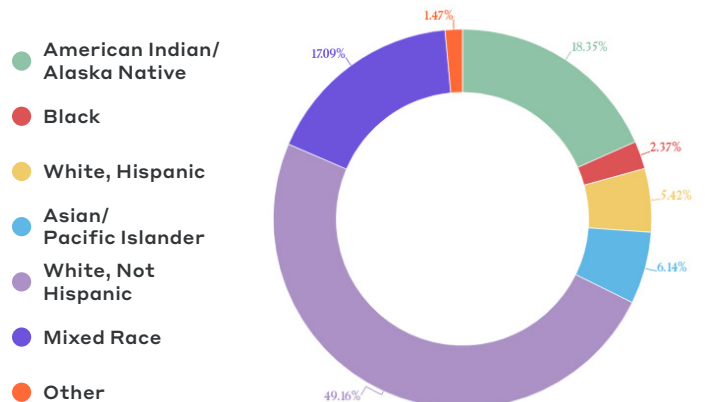
Children by Age	Number of Children	Percent
Under age 1	11,865	18.2%
Age 1	10,589	16.3%
Age 2	10,488	16.1%
Age 3	9,663	14.8%
Age 4	11,434	17.6%
Age 5	11,066	17.0%

8,955
Total number of children living in poverty

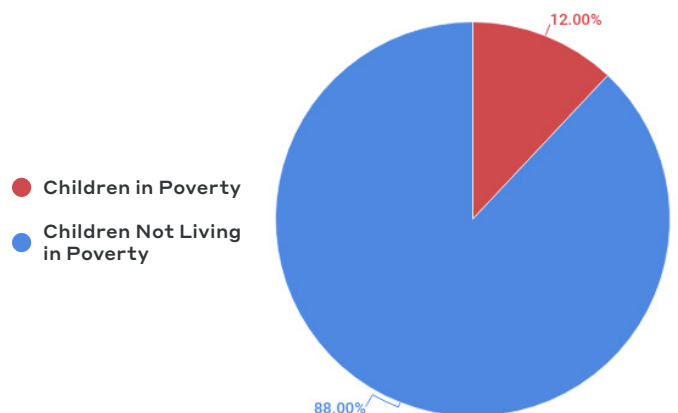
Percent of Children Living in Poverty (8,955) by Age



All Children Ages 5 and Under by Race



Percent of Children With All Parents in the Labor Force (39,287) Living in Poverty



Child Care Funding

Quality early care and learning programs contribute to both thriving economies and healthy families.

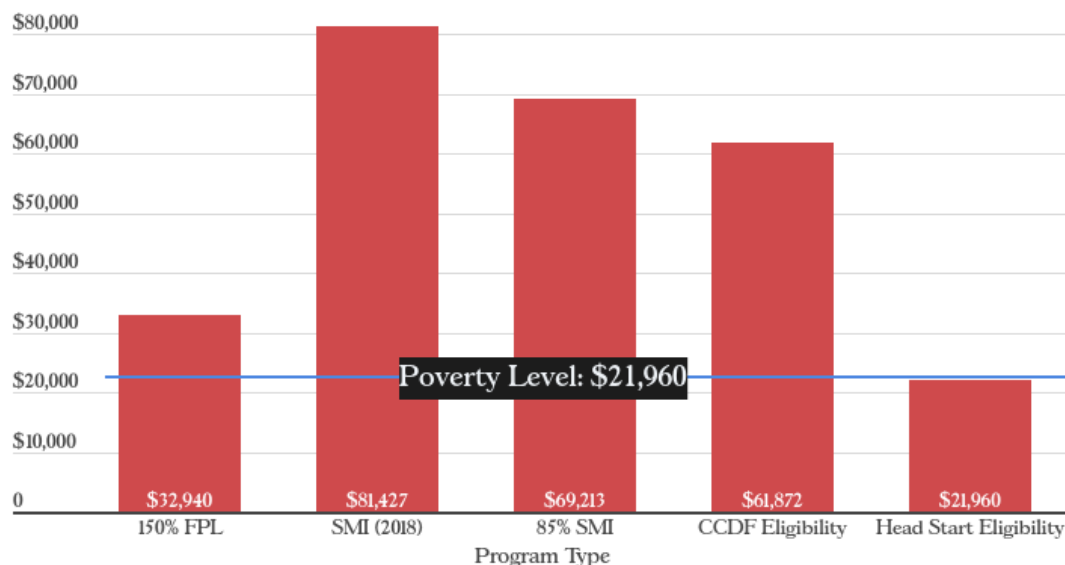
The child care funding landscape is complex and involves several federal and state funding streams, including:

- The Child Care and Development Fund
- The Temporary Assistance for Needy Families program
- State Pre-K
- Head Start
- Early Head Start
- The Individuals with Disabilities Education Act

Allocation and expenditure data for child care funding in Alaska detailed here.

For more information about child care and early learning funding streams, see [BPC's Child Care Toolkit](#).

Program Eligibility



\$30,883,599⁴

Total Child Care and Development Fund expenditures in Alaska in 2019

Category	CCDF Mandatory	CCDF Matching	CCDBG Discretionary	State MOE	Total CCDF Funds
Federal Expenditure	\$3,544,811	\$3,834,945	\$16,124,087	N/A	\$23,503,843
State Expenditure	N/A	\$3,834,945	N/A	\$3,544,811	\$7,379,756
Total Expenditure	\$3,544,811	\$7,669,890	\$16,124,087	\$3,544,811	\$30,833,599

\$14,782,274³

Total Temporary Assistance for Needy Families expenditures on child care in Alaska in 2019

Category	Federal Expenditures	State Expenditures	Total
TANF Transferred to CCDF	\$8,879,493	--	\$8,879,493
TANF Spent Direct on Child Care	\$2,663,321	\$3,239,460	\$5,902,781
TANF Spent Directly on Pre-K/Head Start	--	--	--
Total TANF Funds	\$11,542,814	\$3,239,460	\$14,782,274

Alaska Pre-Elementary Programs⁶

\$7,200,000

Total state Pre-K spending (FY2019)

1,304

Number of children served (2018–2019)

\$5,521

State spending per child enrolled (2018–2019)

Child Care and Development Fund 2020 Allocations⁴

Category	Total
Federal CCDF Allocations	\$18,181,663
2020 CARES Act CCDBG Supplemental	\$6,489,103
Total 2020 CCDF Allocations	\$24,670,766

\$18,899,904⁵

Total allocations from the **Coronavirus Response and Relief Supplemental Appropriations Act of 2021** in Alaska

American Rescue Plan Act of 2021⁷

Category	Amount
ARPA CCDF Discretionary	\$28,288,483
ARPA Stabilization	\$45,336,010
Total ARP Allocations	\$73,624,493

Additional Funding Streams FY2020 Allocations

Category	Amount
Head Start ⁸	\$20,243,229
Early Head Start ⁹	--
IDEA Part C, FY2019 ¹⁰	\$2,301,492
IDEA Part B, Section 619, FY2019 ¹¹	\$1,298,113
Preschool Development Grant, B-5 Renewal Grants, 2019–2022 ¹²	--
Child Care Access Means Parents in School Program, FY2019 ¹³	--
Child and Adult Food Program, FY2019 ¹⁴	\$8,504,586
Early Head Start-Child Care Partnerships ¹⁵	--

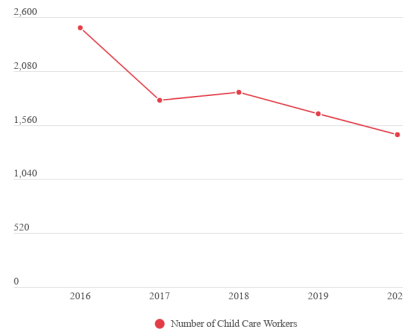
Child Care Providers

In 2020, there were 1,470 child care workers in Alaska. This is a 12% decline in the number of child care workers from 2019 and a 41% decline since 2016. In 2020, the annual mean salary for child care workers was \$29,950.¹⁶

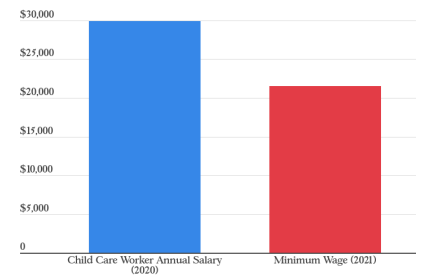
Learn more about the child care supply gap in BPC’s report, [Child Care in 25 States](#).

1,470
Number of child care workers in Alaska in 2020

Number of Child Care Workers: 5-Year Trend¹⁷



Child Care Worker Annual Salary (2019) \$29,950^{18, 19}



Adult-to-Child Ratios for Licensed Child Care Centers

	Infant	Young Toddler	Older Toddler	Preschool
Alaska ²⁰	1 to 4	1 to 5	1 to 6	1 to 10
NAEYC's Best Practice ²¹	1 to 4	1 to 4	1 to 6	1 to 10

Endnotes

- 1 U.S. Census Bureau, 2014-2018 American Community Survey (ACS) 5-Year Public Use Micro Sample
- 2 Administration for Children and Families, FY 2019 CCDF State Expenditure Data
- 3 Administration for Children and Families, TANF Financial Data 2019
- 4 Administration for Children and Families, GY 2020 CCDF Allocations (Based on Appropriations)
- 5 Coronavirus Response and Relief Supplemental Appropriations Act (CRRSA) of 2021 Allocations for States and Territories
- 6 The National Institute for Early Education Research, The State of Preschool 2019
- 7 ARPA Supplemental Stabilization and CCDF Discretionary Funding Allocation Tables – States and Territories
- 8 Administration for Children and Families, FY 2019 Head Start State Allocations
- 9 Data not publicly available yet
- 10 Individuals with Disabilities Education Act, Part C
- 11 Individuals with Disabilities Education Act, Section 619, Part B
- 12 Preschool Development Grant Birth-Five
- 13 U.S. Department of Education, Child Care Access Means Parents in School Program
- 14 Child and Adult Care Food Program
- 15 Early Head Start-Child Care Partnerships
- 16 Bureau of Labor Statistics, Occupational Employment Statistics
- 17 Bureau of Labor Statistics, Occupational Employment Statistics
- 18 Bureau of Labor Statistics, Occupational Employment Statistics
- 19 U.S. Department of Labor, Wage and Hour Division, State Minimum Wage Laws
- 20 Alaska Department of Health and Human Services, CCDF Plan Section 05
- 21 National Association for the Education of Young Children

