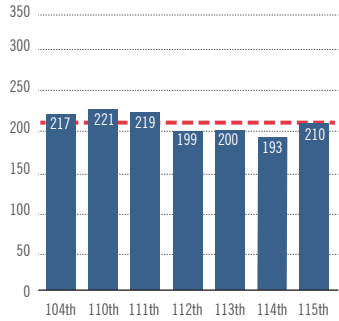
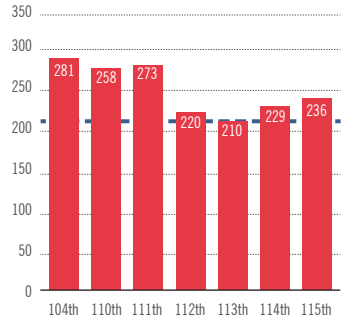


WORKING DAYS

HOUSE SCHEDULE

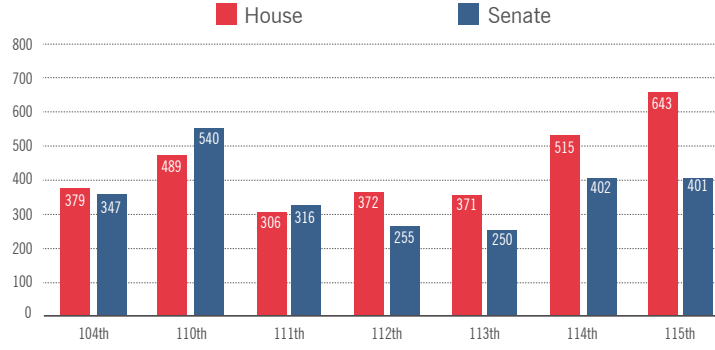


SENATE SCHEDULE



BPC recommends 45 working days per quarter

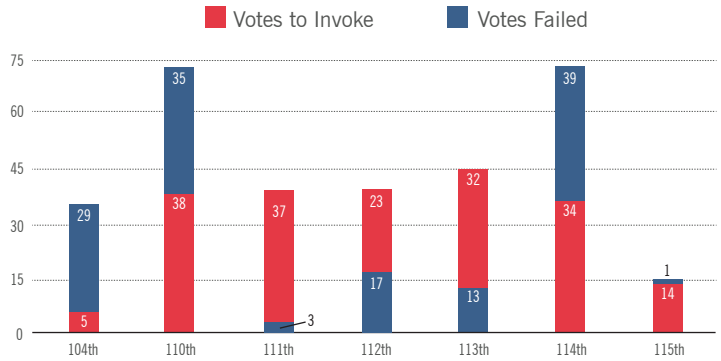
BILLS REPORTED BY COMMITTEE



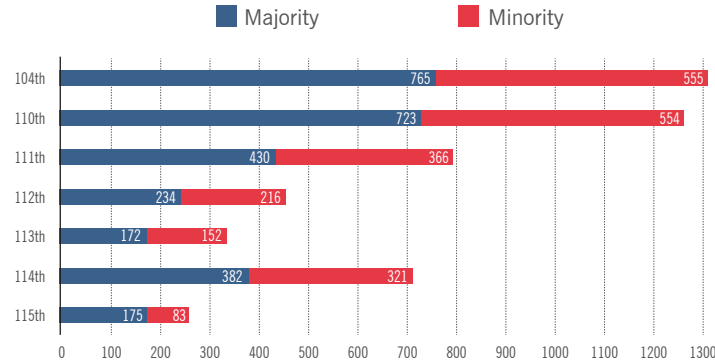
CONFERENCE COMMITTEES

36	104th
12	110th
12	111th
6	112th
2	113th
5	114th
1	115th

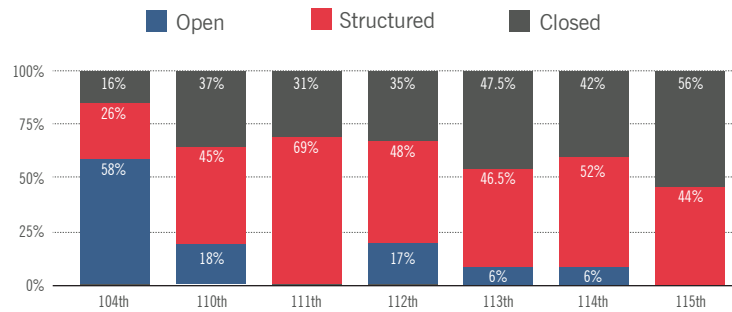
FILIBUSTERS & CLOTURE ON LEGISLATION



SENATE AMENDMENTS CONSIDERED

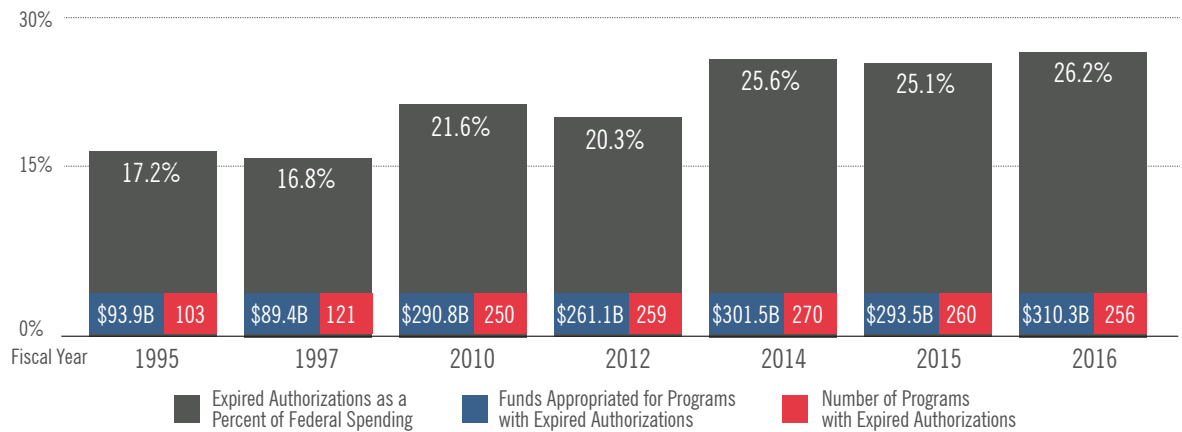


HOUSE FLOOR AMENDMENT PROCESS RULES



	104th	110th	111th	112th	113th	114th	115th
Open	56	21	0	15	6	6	0
Structured	20	45	49	35	33	40	50
Closed	11	41	19	33	40	42	56

APPROPRIATIONS WITH EXPIRED AUTHORIZATIONS



Data on this page is through June 30th, 2018, with the exception of "Appropriations with Expired Authorization" which reflects a full fiscal year. View the full index at bipartisanpolicy.org/congress



The Bipartisan Policy Center's Healthy Congress Index provides Americans with crucial metrics to evaluating Congress's ability to effectively legislate and govern. It compares results against past Congresses and will be updated on a quarterly basis.

BUDGET AND APPROPRIATIONS TIMELINE

Fiscal Year	Budget Process		Chamber Action on Appropriations				Appropriations / Funding Process			Final Action on Appropriations		
	President Submits Budget to Congress by First Monday in February	Congress Adopts Final Budget Resolution by April 15th	House Committee Action on Regular Appropriations by June 30	House Floor Action on Regular Appropriations by June 30	Senate Committee Action on Regular Appropriations by June 30	Senate Floor Action on Regular Appropriations by June 30	Regular Appropriations Bills Enacted by Start of Fiscal Year	Number of Continuing Resolutions to Prevent Funding Gap	Days Spent in Gov't Shutdown / with Funding Gap	Enacted as Stand Alone Measures	Enacted in Omnibus Measure(s) or Continuing Resolution	
104th Congress (Clinton)	1996	Yes	29 - Jun	6/13	2/13	0/13	0/13	13	5 Days; 21 Days	8	5	
	1997	43 Days Late	13 - Jun	7/13	7/13	3/13	13/13	0	-	7	6	
110th Congress (Bush)	2008	Yes	17 - May	7/12	5/12	8/12	0/12	4	-	1	11	
	2009	Yes	5 - Jun	5/12	0/12	3/12	3/12	3	-	0	12	
111th Congress (Obama)	2010	94 Days Late*	29 - Apr	7/12	4/12	4/12	1/12	2	-	6	6	
	2011	Yes	Not Adopted	0/12	0/12	0/12	0/12	8	-	0	12	
112th Congress (Obama)	2012	7 Days Late	Not Adopted	6/12	3/12	1/12	0/12	5	-	0	12	
	2013	7 Days Late	Not Adopted	11/12	6/12	9/12	0/12	2	-	0	12	
113th Congress (Obama)	2014	65 Days Late	Not Adopted	6/12	2/12	4/12	0/12	4	16 Days	0	12	
	2015	30 Days Late	Not Adopted	10/12	5/12	7/12	0/12	5	-	1	11	
114th Congress (Obama)	2016	Yes	5 - May	9/12	6/12	9/12	0/12	3	-	0	12	
	2017	9 Days Late	Not Adopted	10/12	5/12	12/12	4/12	2	-	0	1	
115th Congress (Trump)	2017	-	13 - Jan**	-	-	-	-	0/12	1	-	1	11
	2018	107 Days Late*	26 - Oct	3/12	0/12	0/12	0/12	5	<1 Day	0	12	
	2019	7 Days Late	Not Yet Adopted	10/12	4/12	12/12	3/12	-	-	-	-	

*Transition Year Where the Outgoing President Had Not Submitted a Budget Resolution for the Upcoming Fiscal Year.

**Of the following year.