



Tracking Bipartisanship

For External and Internal Use

 **AUGUST 2023**

Key Takeaways

1 **Voters are more optimistic about bipartisan legislation being passed but remain critical of their ability to work in a bipartisan manner.**

Compared to December 2022, there was an increase in voters thinking a *higher percentage* of legislation passed by Congress is bipartisan. A plurality of voters give each tested group or individual a failing grade for their ability to work in a bipartisan manner. Compared to December of 2022, Republican Members of the House have the largest increase in voters' grade of their ability to work in a bipartisan manner (+4).

2 **The economy is the top issue to voters and are concerned about inflation.**

Two-in-three (67%) voters say it is *very important* for Democrats and Republicans in Congress to work together to pass bipartisan legislation on the economy. Voters are concerned about inflation (88%), and it is having an impact on their personal/family finances and spending habits (84%).

3 **Although some voters have a positive sentiment about the rise of AI (37%), they are concerned about the impact.**

Nearly half (46%) of voters are feeling negative about the rise in usage of AI in products and services, and that negativity carries over into concern (73%) about job loss because of this rise.

4 **Voters are worried about the state of the democracy and lack confidence Congress can pass legislation.**

Four-in-five (82%) voters are worried about the state of America's democracy – including 40% who are *very worried*. Democrats (84%) and Republicans (84%) are equally worried about the state of America's democracy. Three-in-five (59%) voters are not confident that political parties will cross the aisle to pass bipartisan solutions. Republicans (62%) are less confident than Democrats (50%) that this will happen.

| METHODOLOGY

Methodology: This poll was conducted between August 21-24, 2023 among a sample of 1,959 registered voters. The interviews were conducted online and the data were weighted to approximate a target sample of registered voters based on gender by age, educational attainment, race, marital status, home ownership, race by educational attainment, 2020 presidential vote, and region. Results from the full survey have a margin of error of plus or minus 2 percentage points.

Previous waves of the survey were conducted on the following dates:

Wave 1 conducted February 18-20, 2022

Wave 2 conducted April 15-17, 2022

Wave 3 conducted June 29-July 1, 2022

Wave 4 conducted December 8-10, 2022

Wave 5 conducted August 21-24, 2023



|
AGENDA

Tracking Bipartisanship

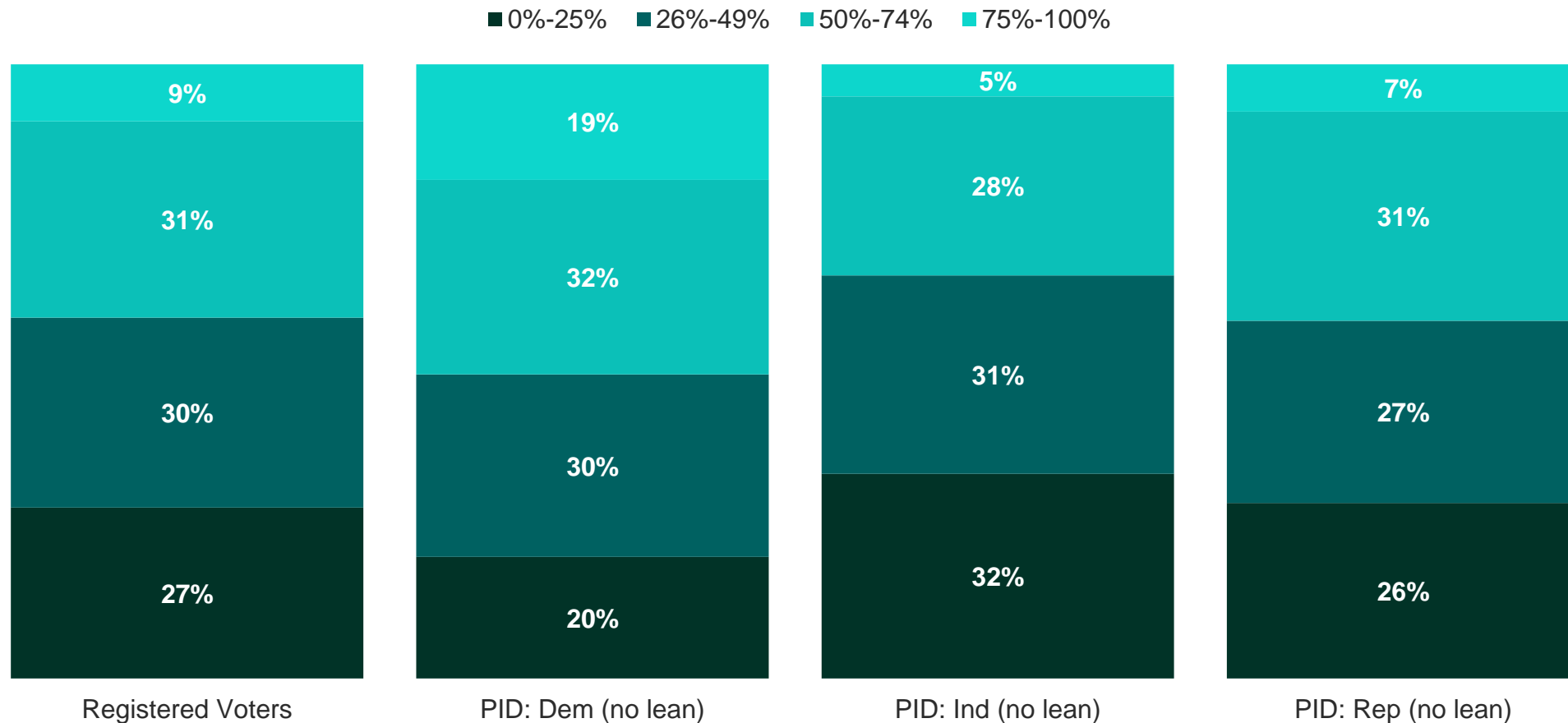
Topical Questions



TRACKING BIPARTISANSHIP

Independent voters are more likely than Democrat and Republican voters to think a lower percentage of legislation passed by Congress is bipartisan.

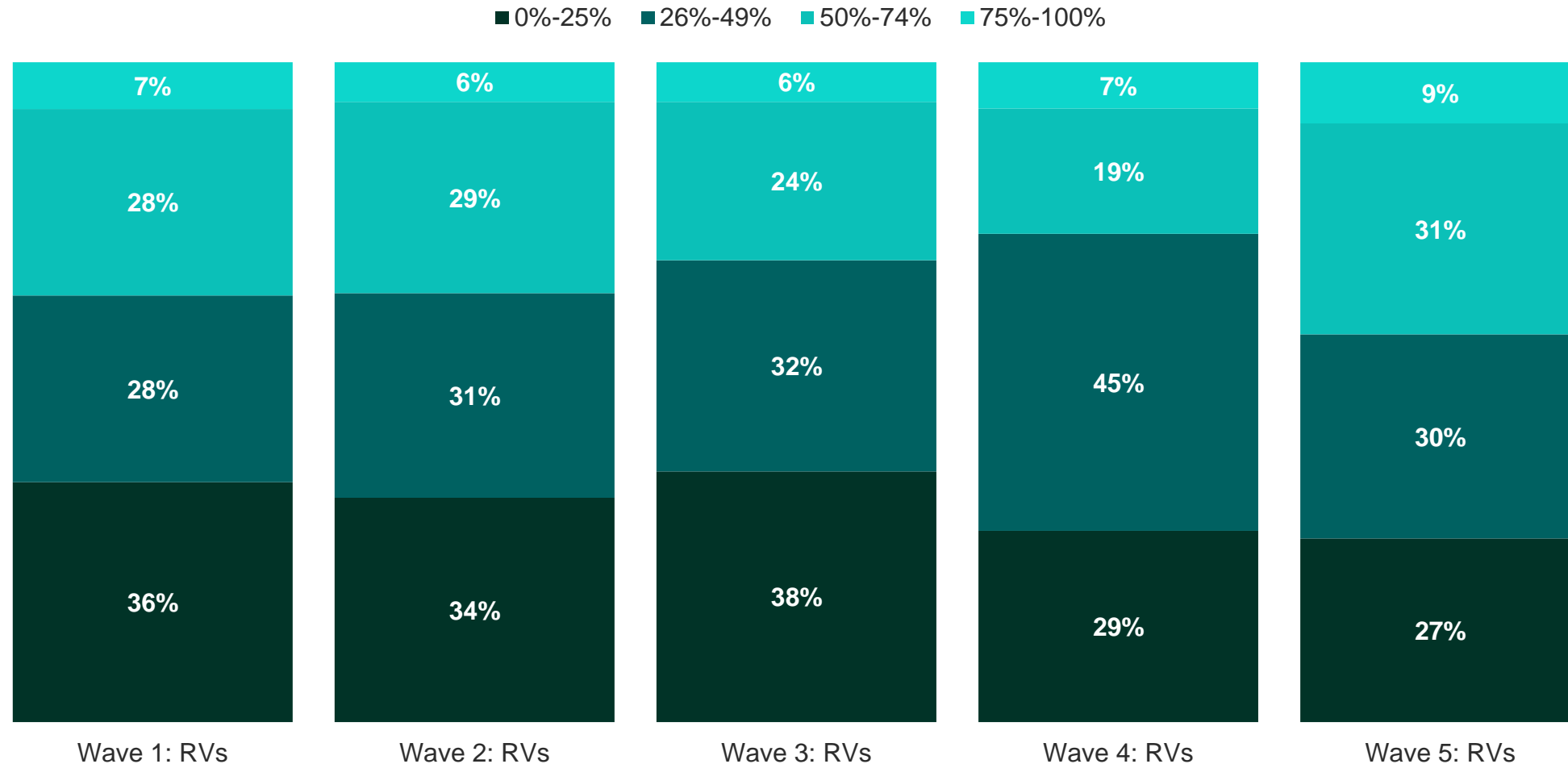
Based on what you know, what percentage of legislation passed by Congress is bipartisan?



TRACKING BIPARTISANSHIP

Compared to December 2022, there was an increase in voters thinking a *higher percentage* of legislation passed by Congress is bipartisan.

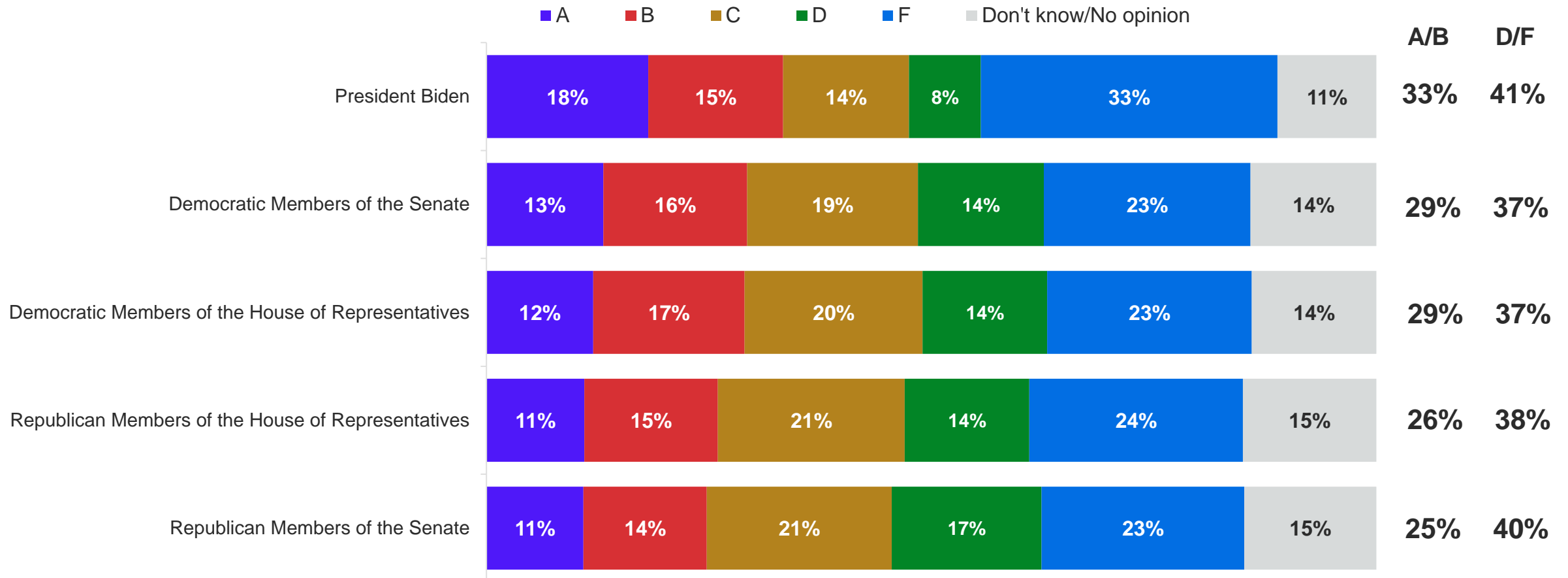
Based on what you know, what percentage of legislation passed by Congress is bipartisan?



TRACKING BIPARTISANSHIP

Voters are more likely to grade President Biden with a D or F (41%) rather than an A or B (33%) for his ability to work in a bipartisan manner. A plurality of voters give each tested group or individual a failing grade for their ability to work in a bipartisan manner.

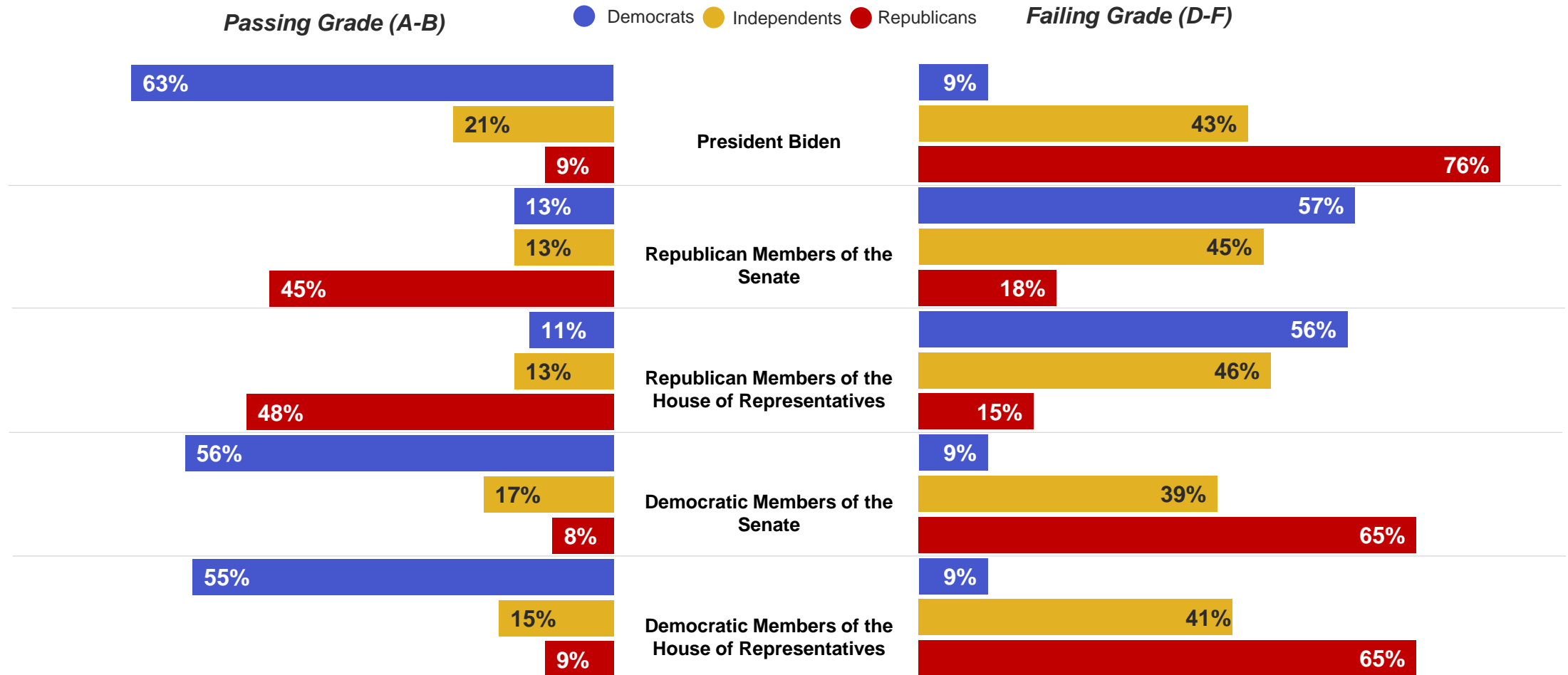
How would you grade each of the following in their ability to work in a bipartisan manner?



TRACKING BIPARTISANSHIP

At least two-in-five independents give each of the tested group or individual a failing grade for their ability to work in a bipartisan manner.

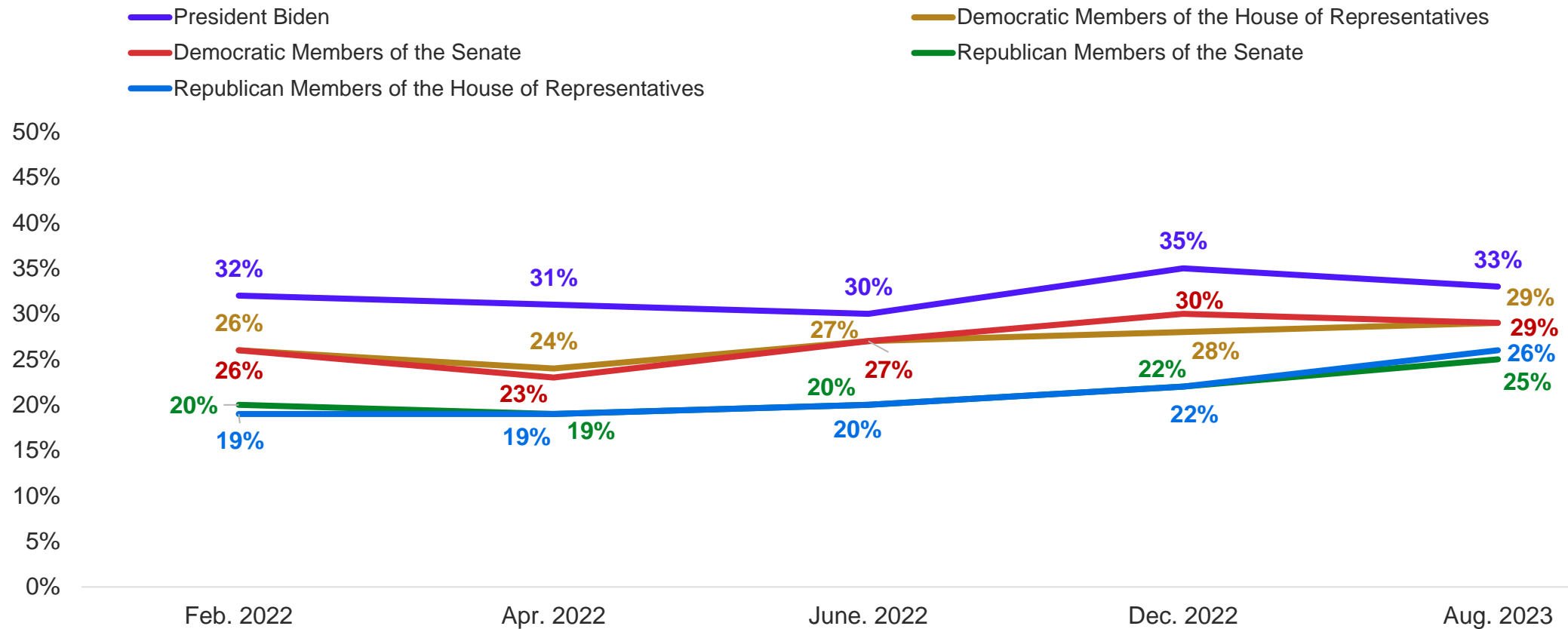
How would you grade each of the following in their ability to work in a bipartisan manner?



TRACKING BIPARTISANSHIP

Compared to December of 2022, Republican Members of the House of Representatives have the largest increase in voters' grade of their ability to work in a bipartisan manner (+4).

How would you grade each of the following in their ability to work in a bipartisan manner? (Passing Grade: A/B)

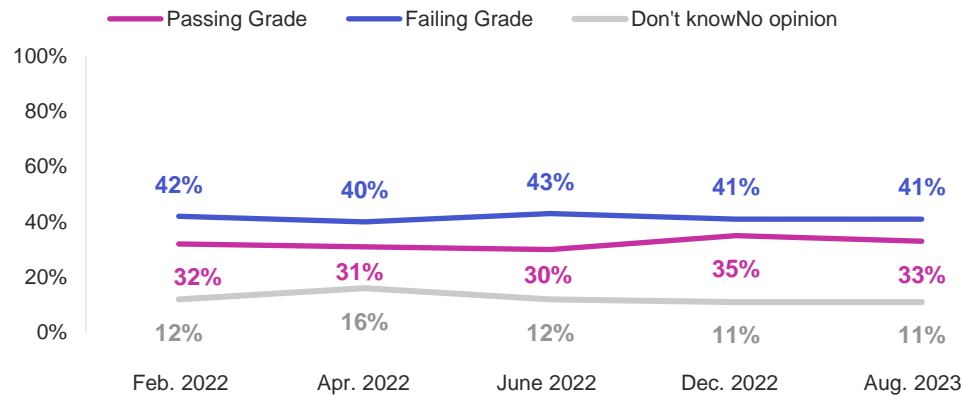


TRACKING BIPARTISANSHIP

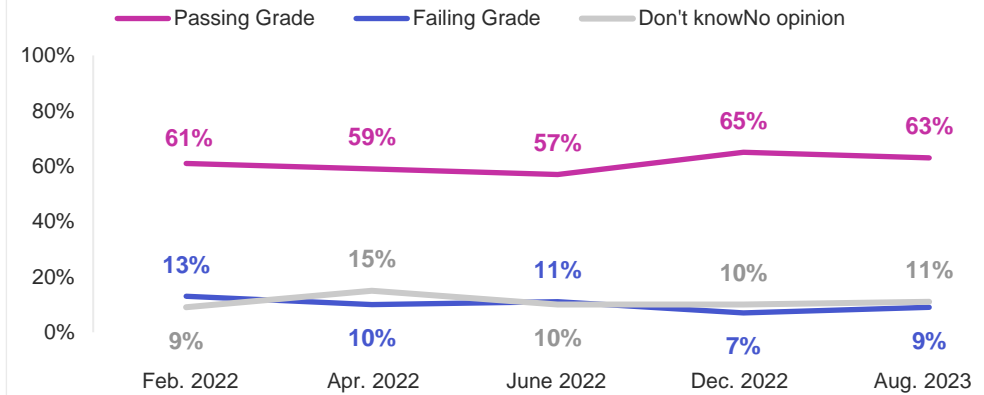
The percentage of independent voters who give President Biden a passing grade for his ability to work in a bipartisan manner has decreased (-7) since December 2022.

How would you grade each of the following in their ability to work in a bipartisan manner? **President Biden**

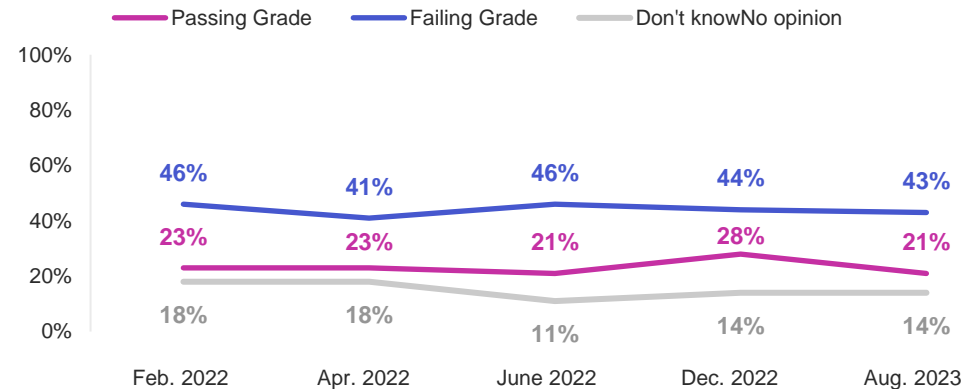
VOTERS



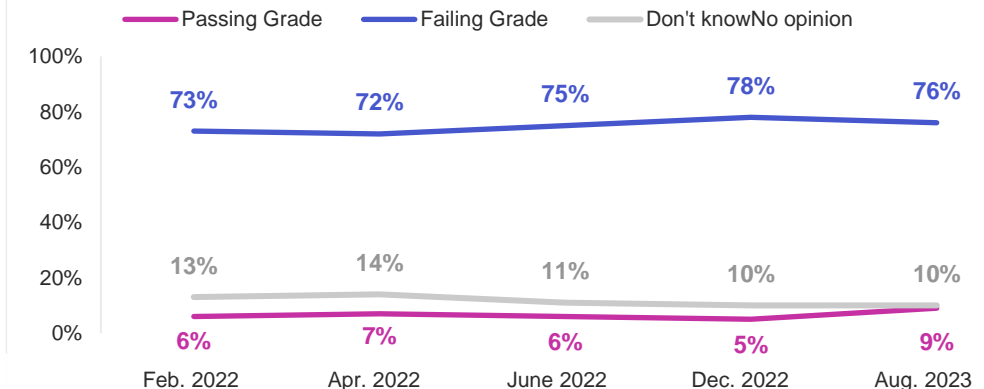
DEMOCRATS



INDEPENDENTS



REPUBLICANS

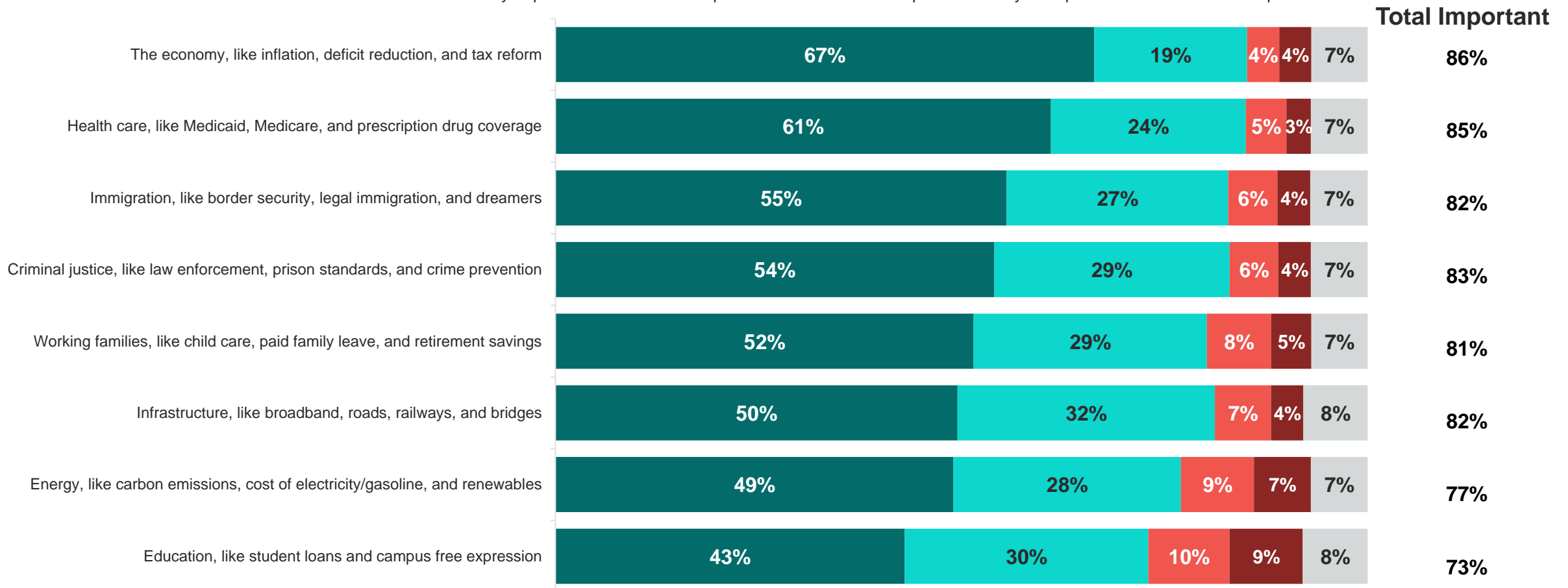


TRACKING BIPARTISANSHIP

Two-in-three (67%) voters say it is *very important* for Democrats and Republicans in Congress to work together to pass bipartisan legislation on the economy.

In your opinion, how important or unimportant is it for Democrats and Republicans in Congress to work together to pass bipartisan legislation on the following issue areas?

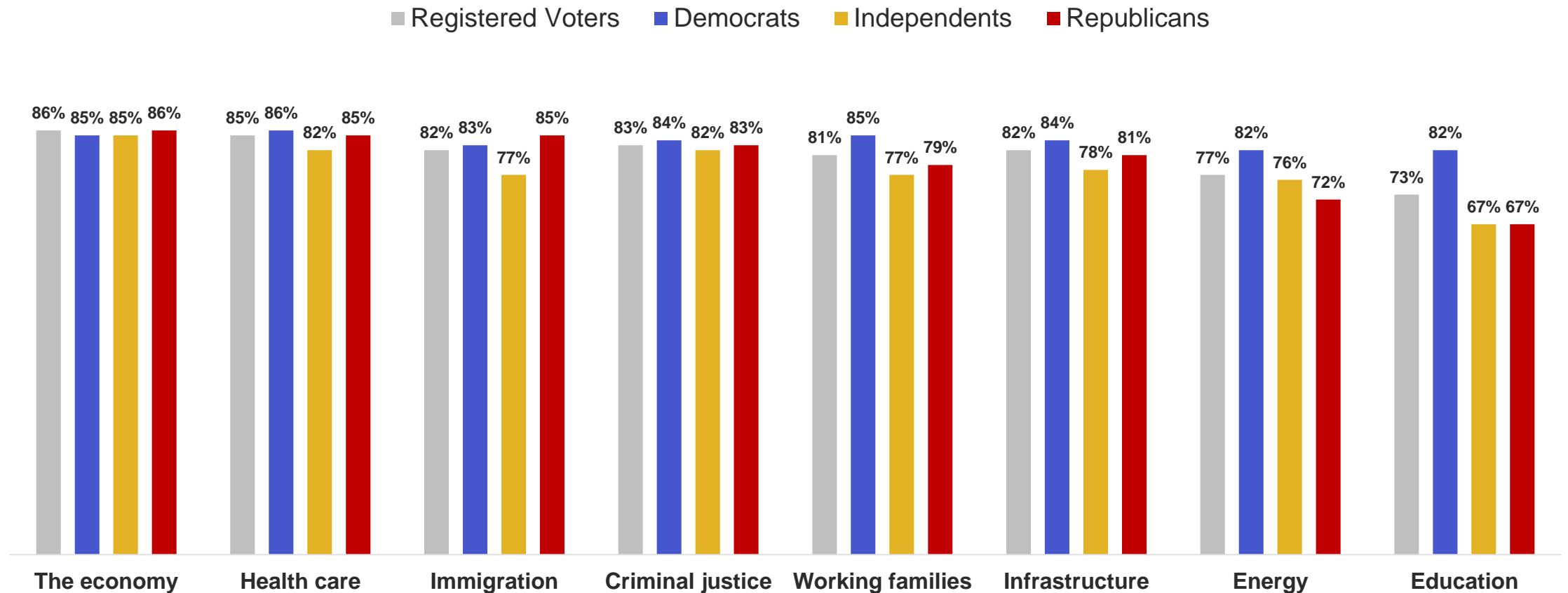
Very important Somewhat important Somewhat unimportant Very unimportant Don't know/No opinion



TRACKING BIPARTISANSHIP

Different ends of the political spectrum are most likely to want bipartisan legislation on the economy, health care, and criminal justice.

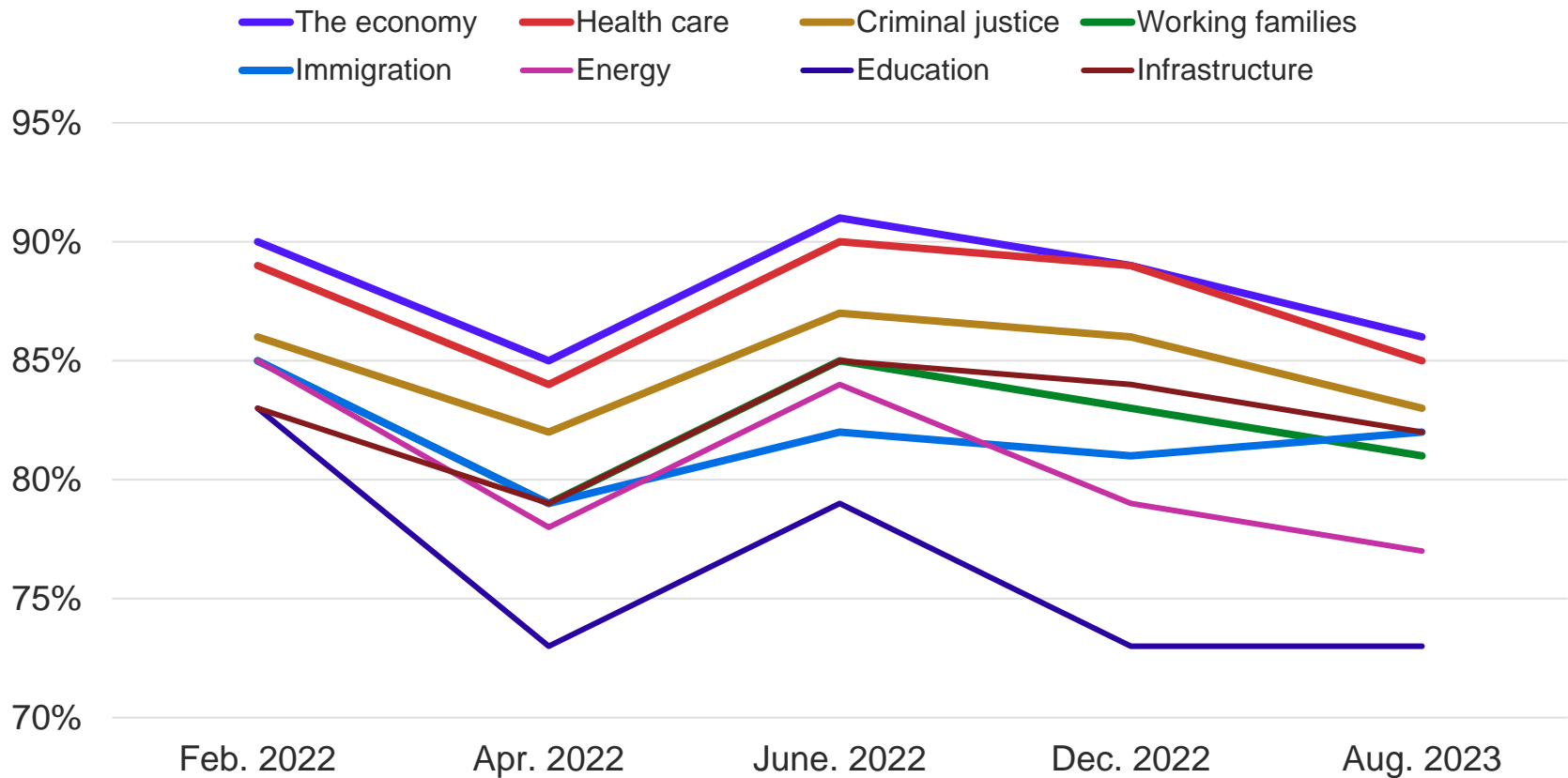
In your opinion, how important or unimportant is it for Democrats and Republicans in Congress to work together to pass bipartisan legislation on the following issue areas?



TRACKING BIPARTISANSHIP

Since December of 2022, voters are less likely (-4) to view health care as an issue that Democrats and Republicans can work together on to pass bipartisan legislation.

In your opinion, how important or unimportant is it for Democrats and Republicans in Congress to work together to pass bipartisan legislation on the following issue areas?



Policies	Dec 22	Aug 23
The economy	89%	86%
Health care	89%	85%
Immigration	81%	82%
Criminal justice	86%	83%
Working families	83%	81%
Infrastructure	84%	82%
Energy	79%	77%
Education	73%	73%

|
AGENDA

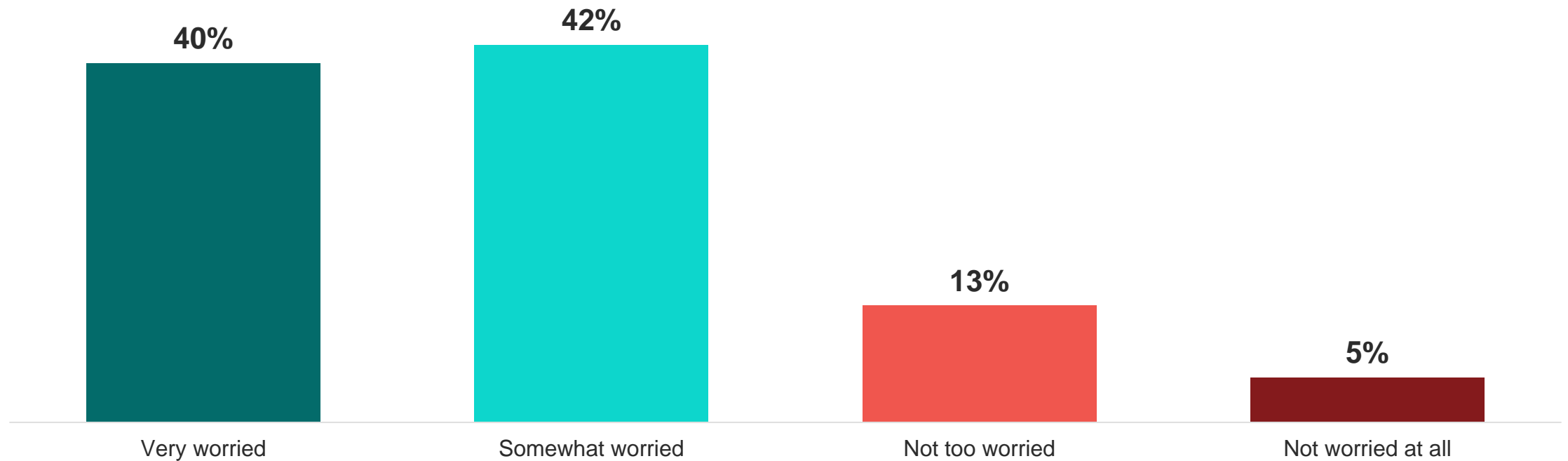
Tracking Bipartisanship
Topical Questions



TOPICAL QUESTIONS

Four-in-five (82%) voters are worried about the state of America's democracy – including 40% who are *very worried*. Democrats (84%) and Republicans (84%) are equally worried about the state of America's democracy.

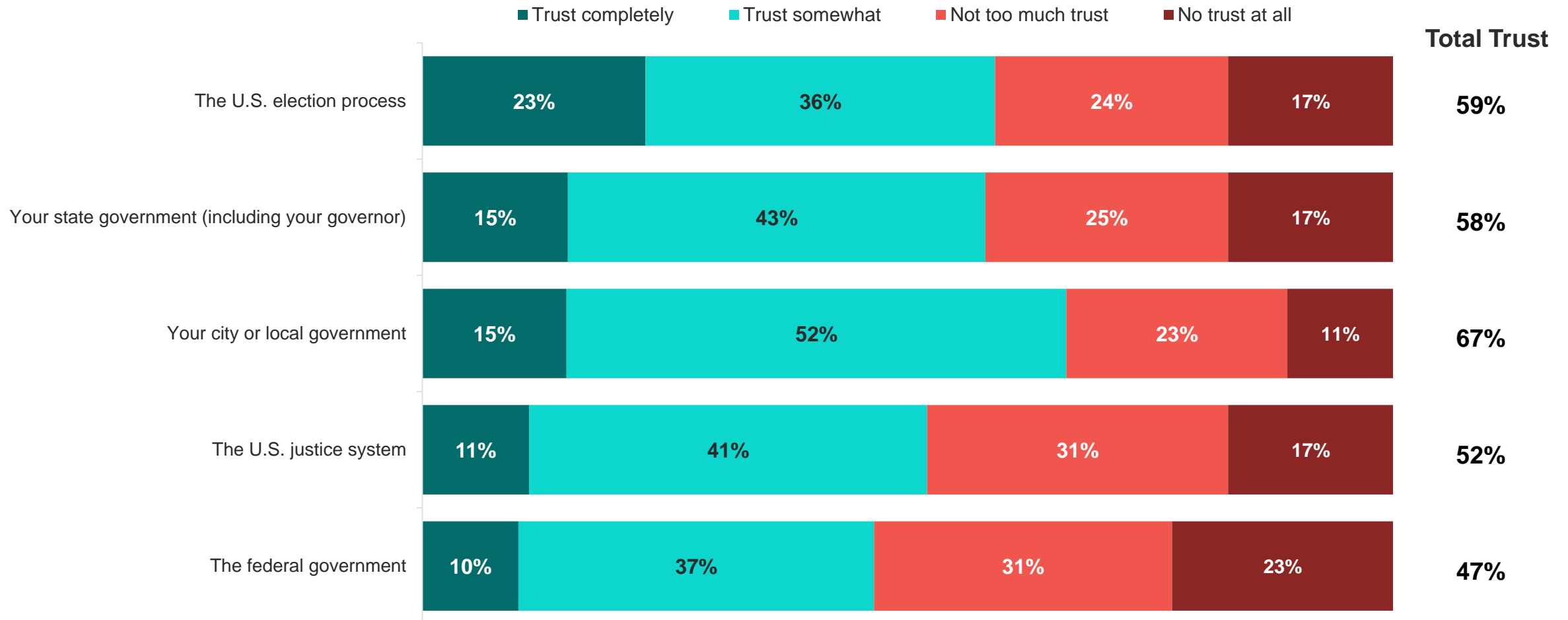
How worried are you, if at all, about the state of America's Democracy?



TOPICAL QUESTIONS

Voters trust their city or local government (67%) most of the institutions tested.

How much trust, if any, do you have in each of the following institutions?



TOPICAL QUESTIONS

Your city or local government is most trusted by independents (60%) and Republicans (63%), while the U.S. election process is the most trusted institution among Democrats (80%).

How much trust, if any, do you have in each of the following institutions? % total trust

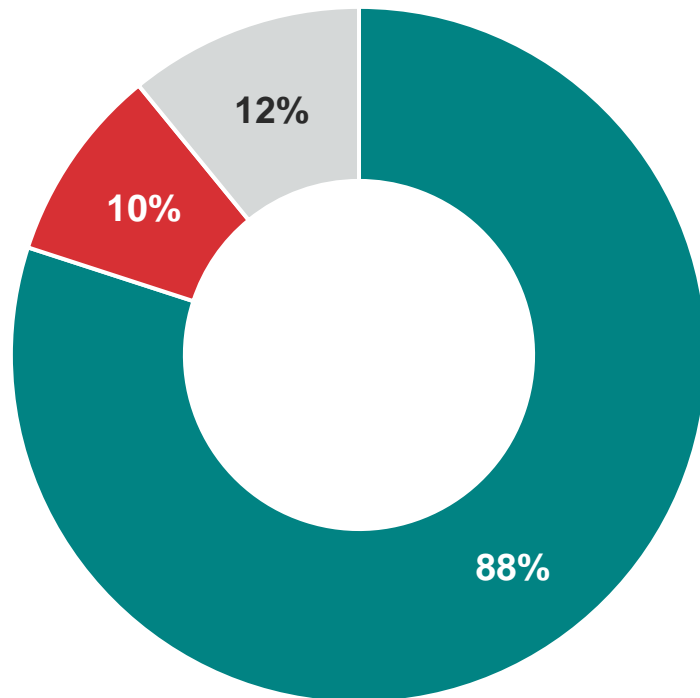
Institutions	Registered Voters	Democrats	Independents	Republicans
The U.S. election process	59%	80%	54%	38%
Your state government (including your governor)	58%	66%	46%	55%
Your city or local government	67%	73%	60%	63%
The U.S. justice system	52%	63%	45%	38%
The federal government	47%	66%	37%	31%

TOPICAL QUESTIONS

Voters are concerned about inflation (88%), and it is having an impact on their personal/family finances and spending habits (84%).

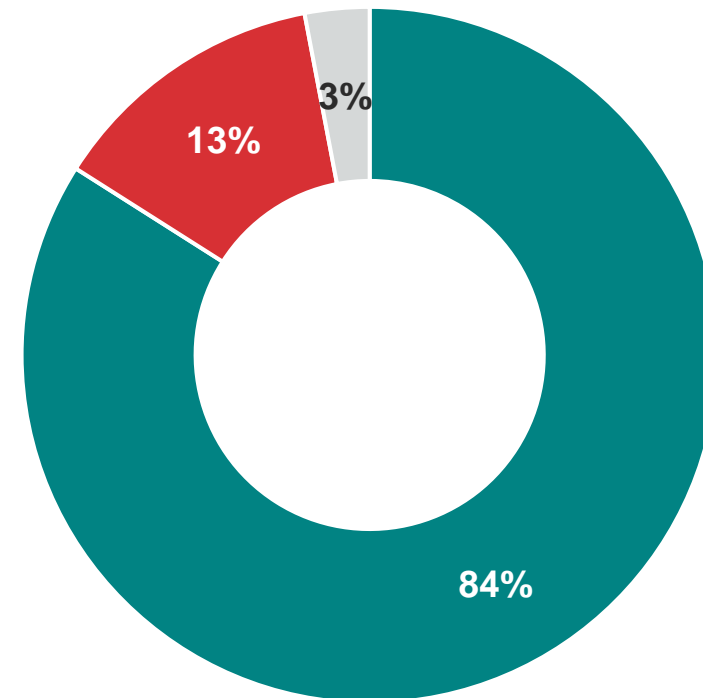
How concerned are you, if at all, about inflation in the United States?

■ Total Concerned ■ Total Not Concerned ■ Don't know/No opinion



Has inflation impacted your personal/family finances and spending habits?

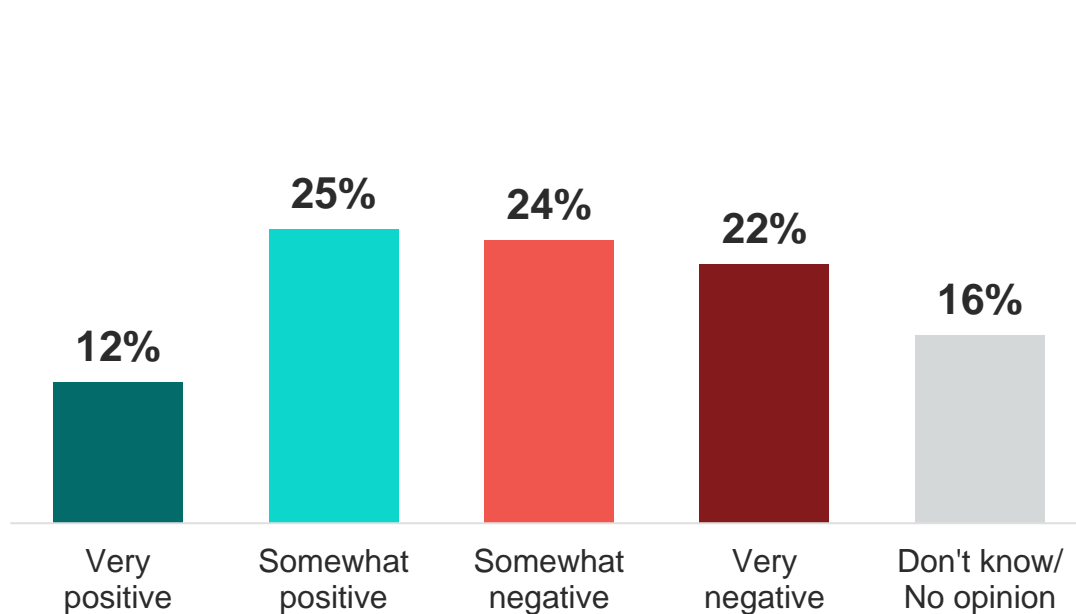
■ Total Yes ■ No, Not at all ■ Don't know/No opinion



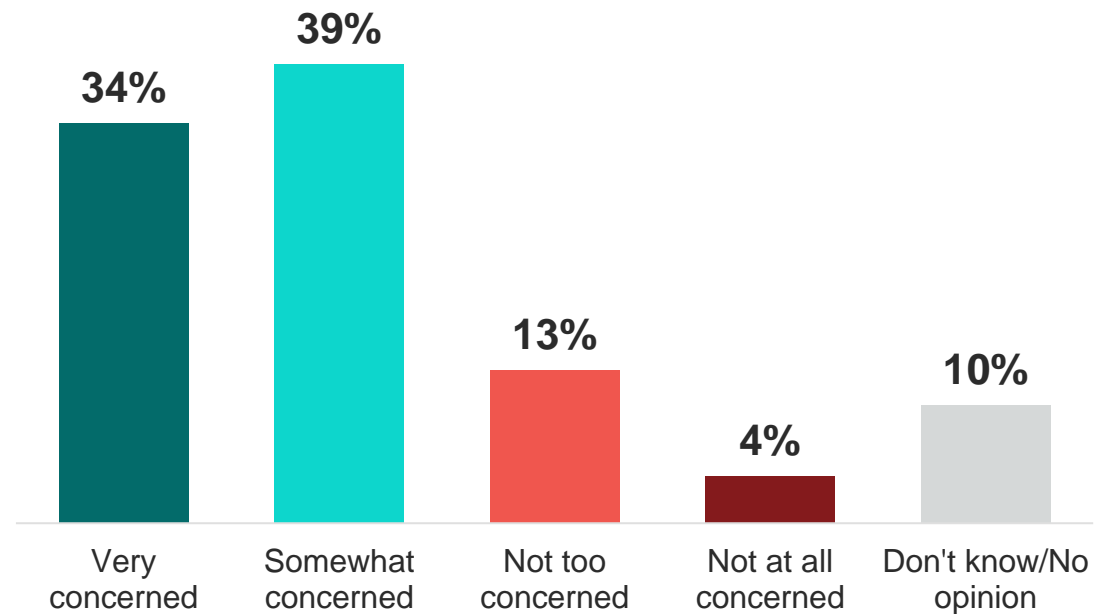
TOPICAL QUESTIONS

Nearly half (46%) of voters are feeling negative about the rise in usage of AI in products and services, and that negativity carries over into concern (73%) about job loss because of this rise.

Generally speaking, how do you feel about the rise in usage of Artificial Intelligence (AI) products and services?



How concerned are you, if at all, that the rise in usage of Artificial Intelligence (AI) products and services will lead to job losses?



TOPICAL QUESTIONS

Despite nearly half (47%) of Democrats feeling positive about the rise in AI usage, seven-in-ten (72%) Democrats are concerned about job loss due to AI.

Rise in AI Usage	Registered Voters	Democrats	Independents	Republicans
Total Positive	37%	47%	32%	29%
Total Negative	46%	36%	48%	55%
Net Positive	-9	+11	-16	-26
Concern for Job Loss	Registered Voters	Democrats	Independents	Republicans
Total Concerned	73%	72%	69%	77%
Total Not Concerned	17%	19%	18%	15%
Net Concerned	+56	+53	+51	+62

TOPICAL QUESTIONS

Three-in-five (59%) voters are not confident that political parties will cross the aisle to pass bipartisan solutions. Republicans (62%) are less confident than Democrats (50%) that this will happen.

How confident are you, if at all, political parties will cross the aisle in a divided government to pass bipartisan solutions to America's leading issues?

