

# CHILD CARE DURING COVID-19

AUGUST 2020

## BACKGROUND + METHODOLOGY

### BACKGROUND

The research conducted by Morning Consult on behalf of the Bipartisan Policy Center among parents seeks to understand:

1. *How COVID-19 has impacted child care arrangements*
2. *Child care needs during COVID-19*
3. *Considerations for sending children back to child care*
4. *And the impact on parents with school aged children whose school is not re-opening in person*

### AUDIENCE

Survey respondents were screened on the following criteria:

- Children at home under the age of 5
- Someone in household employed in January 2020

***For simplicity, throughout the report, this audience is referenced as ‘parents’.***

### METHODOLOGY

The survey was conducted from August 3-10, 2020 among 1,000 parents of children under the age of 5 who were employed in January 2020. The interviews were conducted online. Results from the full survey have a margin of error of plus or minus 3 percentage points.

## KEY POINTS

### Overall Findings

- 1** The most used child care arrangements parents were using in January 2020 differ by those paying or not paying for child care, income level, and ethnicity.

  - A third of parents who were paying for child care in January 2020 (30%) were using a child care center that is family-owned or individual location.
  - On the other hand, a third of parents who were not paying for child care in January 2020 were using a family member or relative to provide care for their child(ren) under 5.
  - A child care provider's current operating status differs by provider type. A third of family child care providers remain open (29%), while 14% of child care centers are closed permanently.
- 2** COVID-19 is impacting child care providers operating status, and is in turn impacting parents' ability to work.

  - Among parents who were using a formal child care provider in January 2020, a third (32%) say their provider has 'closed temporarily, but still plans to re-open.'
  - A third of parents (33%) report they can work in-person or remotely because their household currently has child care arrangements. **However, 44% of parents report they cannot work in some fashion without child care.**
- 3** A third of parents have sought child care during COVID-19, however it has been difficult for them to find quality child care within their budget.

  - Among those who have sought child care during COVID-19, more than half (54%) say it was difficult to find quality child care within their budget.
  - Three-quarters of parents with an income under \$50k say it was difficult to find child care within their budget during COVID-19, 30% higher than parents with an income over \$75k.
- 4** When asked about top of mind considerations for sending child back to a child care program, parents reference health and safety precautions, the need for a vaccine, and concern of the sickness spreading.

  - Parents are most comfortable have a family member or relative care for their child (91%). On the other hand, half of parents (53%) are not comfortable sending their child to a child care center.
  - When asked what is most important in child care programs when reopening, parents select hand sanitizing, temperature checks, COVID-19 testing for staff, and required use of face masks for staff.
- 5** Two in five parents with school aged children (38%) will look for a child care provider if their school does not open in the fall. And, 39% of these parents would prefer a formal program or provider to care for their school aged child(ren).

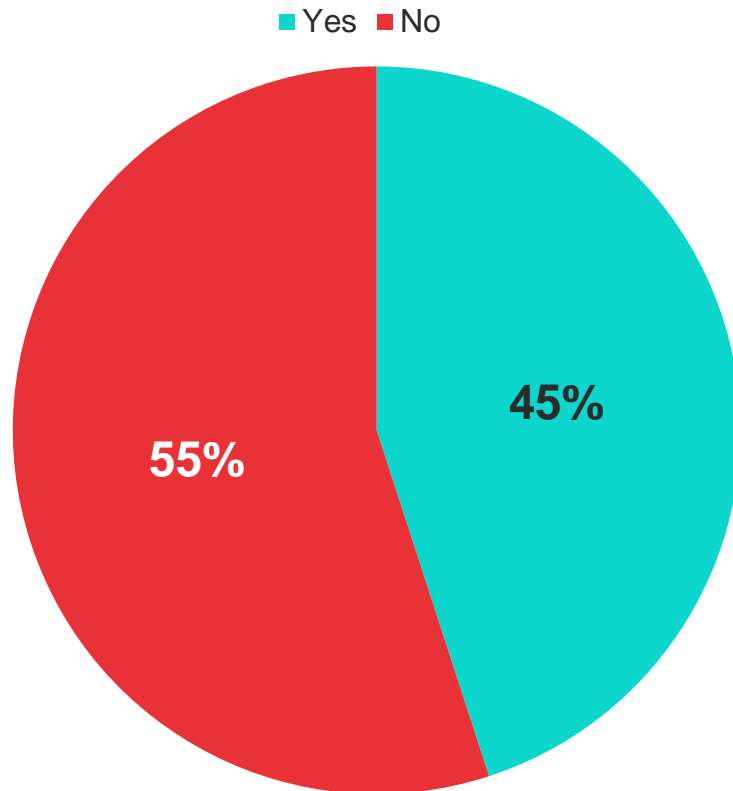
## CONTENTS

- 1 Child Care Arrangements Before & During COVID-19
- 2 Child Care Needs During COVID-19
- 3 Sending Children Back to Child Care
- 4 Considerations for School Aged Children
- 5 Respondent Profile

CHILD CARE ARRANGEMENTS BEFORE & DURING COVID-19

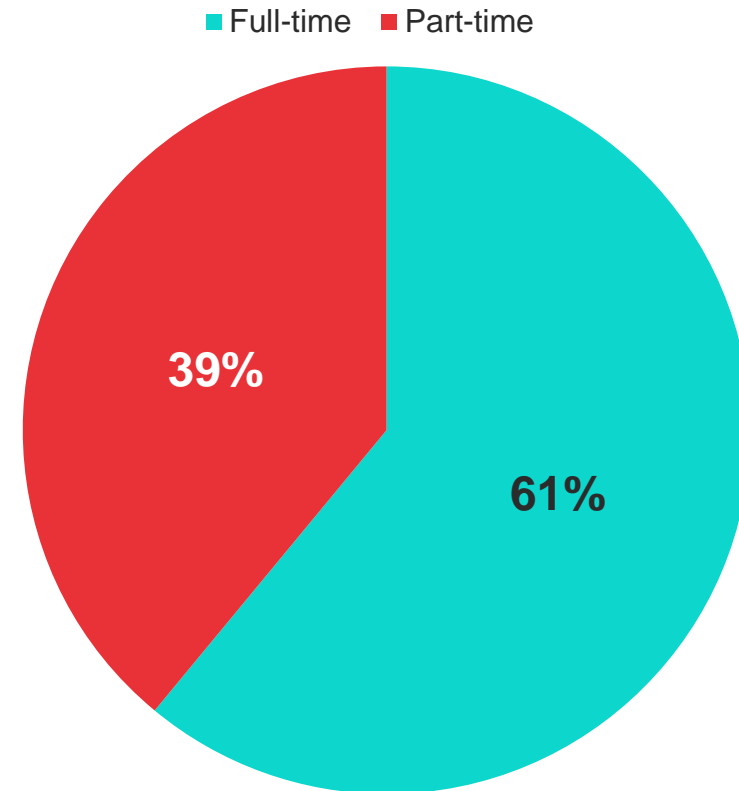
Forty-five percent of parents were paying for child care in January, and 61% were paying for full-time child care.

Thinking back to January 2020, were you paying for child care for any of your children 5 and under?



And, were you paying for full-time or part-time child care in January 2020?

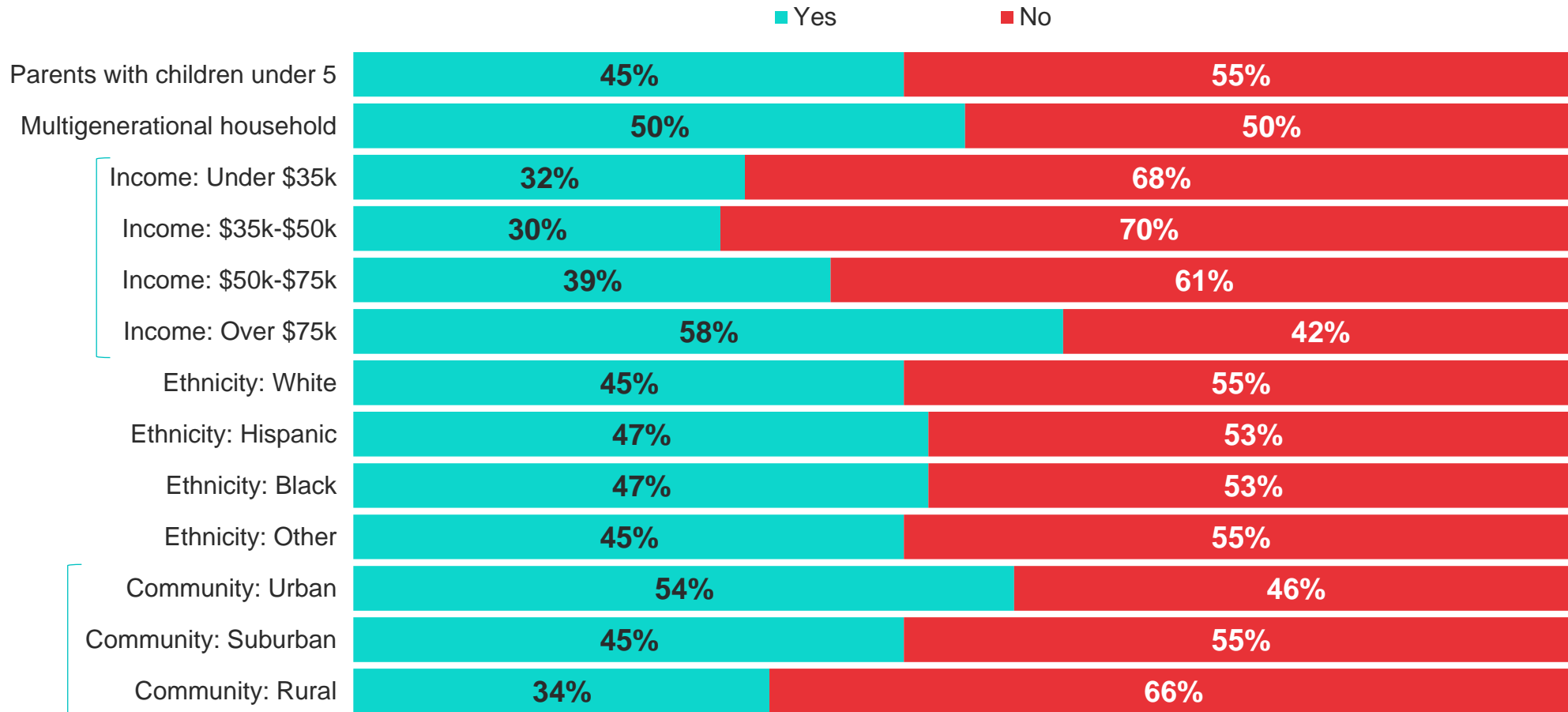
PARENTS WHO WERE PAYING FOR CHILD CARE IN JANUARY 2020, n=451



CHILD CARE ARRANGEMENTS BEFORE & DURING COVID-19

Parents with a higher income are more likely to have been paying for child care for their child(ren) under five in January 2020. Additionally, urban adults are 20 points more likely than rural adults to have been paying for child care in January 2020.

Thinking back to January 2020, were you paying for child care for any of your children 5 and under?



CHILD CARE ARRANGEMENTS BEFORE & DURING COVID-19

Parents who were not paying for child care in January 2020 provided care for their child(ren) by relying on family members or their spouse/partner. Additionally, parents reference alternating work hours in order to provide care.

Since you were not paying for child care in January, how were you providing care for your child (or children) during the day?

PARENTS WHO NOT PAYING FOR CHILD CARE IN JANUARY 2020, n=549

FAMILY MEMBERS

“I had a family member watch my daughter for me while I was at work. They would watch her at home since they live with me.”

“My parents who live with my wife and I were watching my kid during the day while my wife and I were at work or out.”

SPOUSE/PARTNER

“My spouse was providing the care for our child.”

“I have been a stay at home mother and student for over a year.”

ALTERNATE WORK HOURS

“My husband works days and I work nights. This allows us to switch off child care.”

“My husband and I work opposite shifts so we care for our children. This is why I remain part time.”

STAY AT HOME PARENT

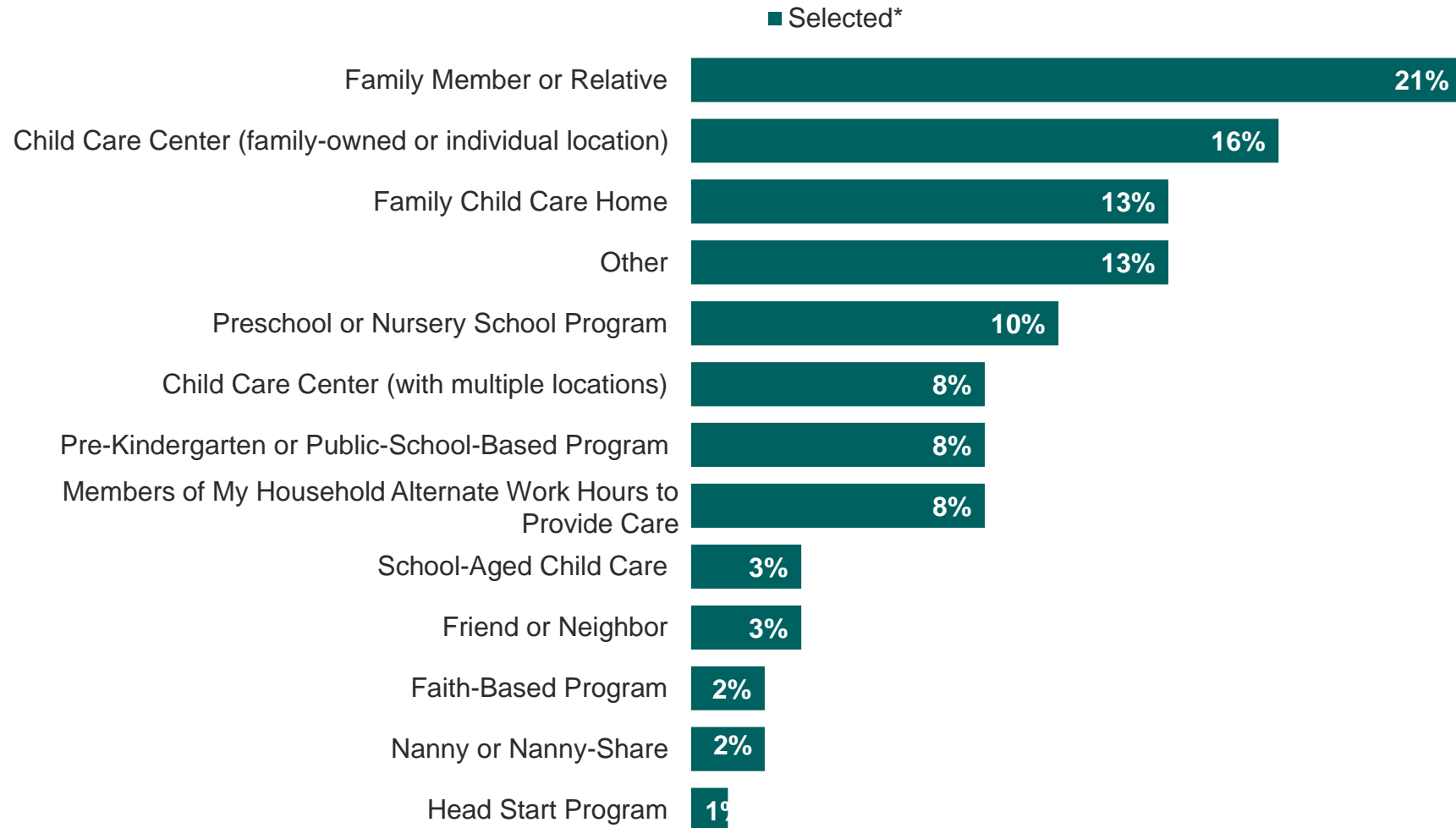
“I am a stay at home parent during the week.”

“I am a full time homemaker and I stay home with my children.”

CHILD CARE ARRANGEMENTS BEFORE & DURING COVID-19

Parents are most likely to say they used a family member or relative (21%) or child care center (family-owned or individual location, 16%) as their primary child care arrangement in January 2020.

Which of the following best describe the primary child care arrangement for your child or children under the age of 5 in January 2020?



\*Percentages add up to over 100% as a care provider was selected for each child under 5 in household

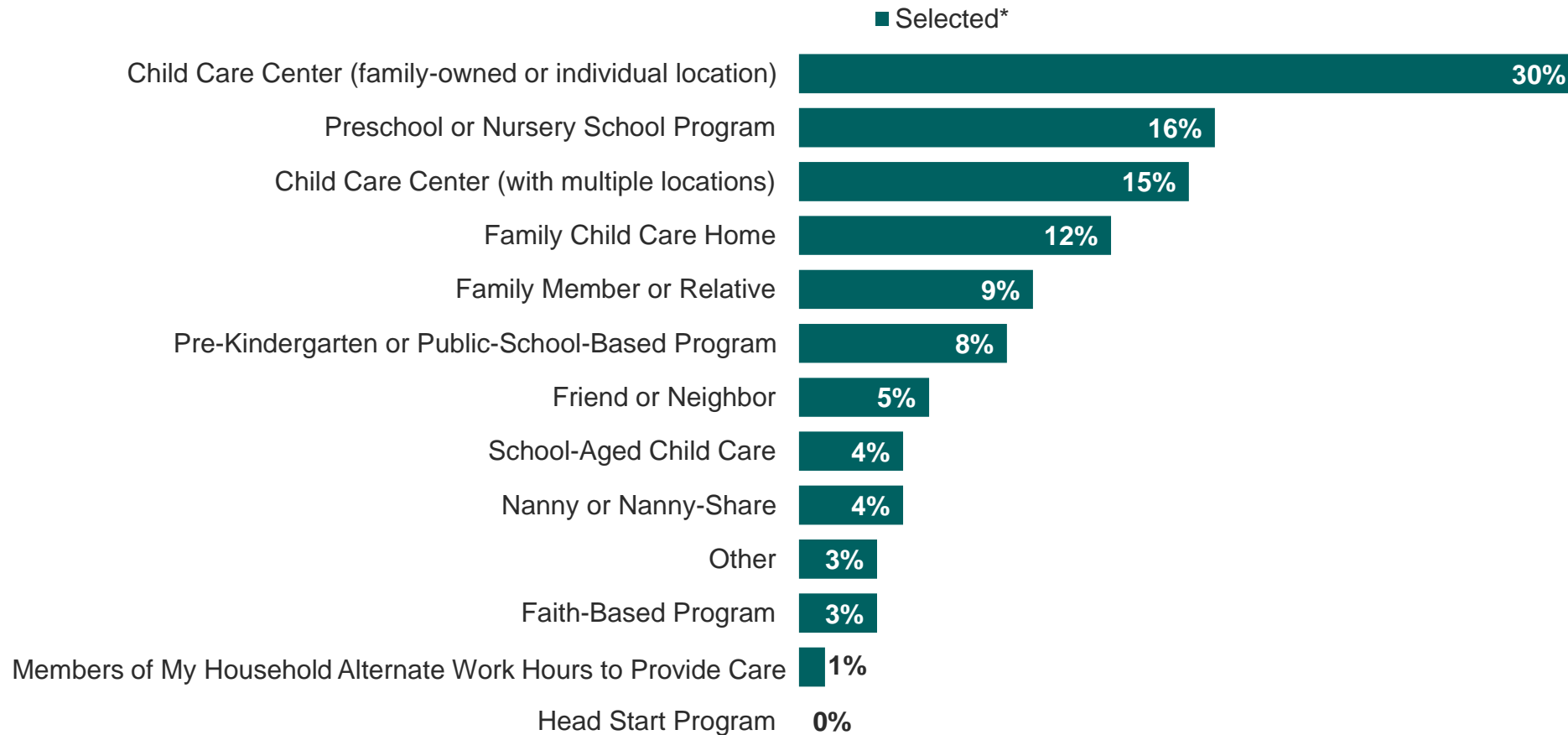


CHILD CARE ARRANGEMENTS BEFORE & DURING COVID-19

A third of parents who were paying for child care in January 2020 (30%) were using a child care center that is family-owned or an individual location.

Which of the following best describe the primary child care arrangement for your child or children under the age of 5 in January 2020?

PARENTS WHO WERE PAYING FOR CHILD CARE IN JAN. 2020, n=451



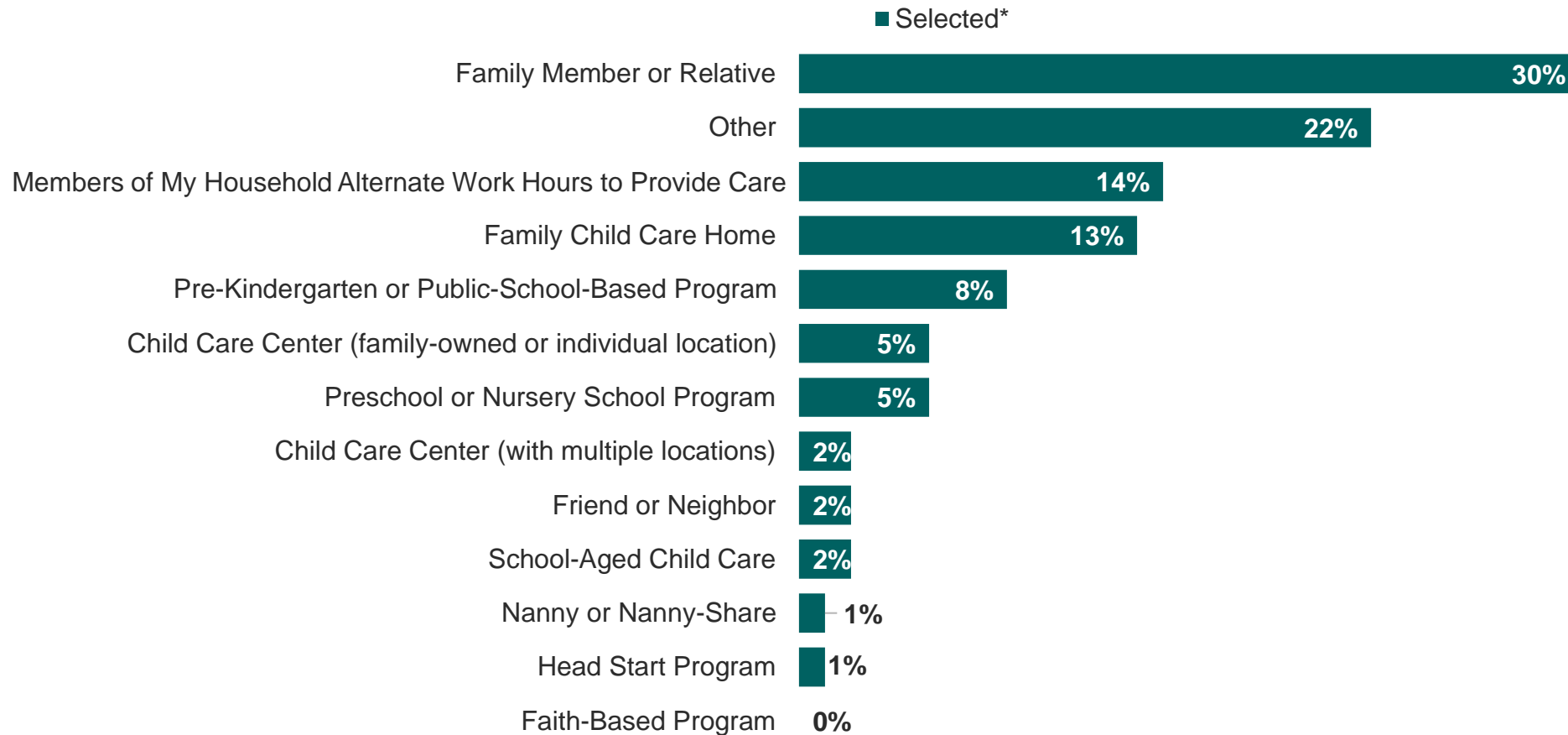
\*Percentages add up to over 100% as a care provider was selected for each child under 5 in household

CHILD CARE ARRANGEMENTS BEFORE & DURING COVID-19

On the other hand, a third of parents who were not paying for child care in January 2020 were using a family member or relative to provide care for their child(ren) under 5.

Which of the following best describe the primary child care arrangement for your child or children under the age of 5 in January 2020?

PARENTS WHO WERE NOT PAYING FOR CHILD CARE IN JAN. 2020, n=549

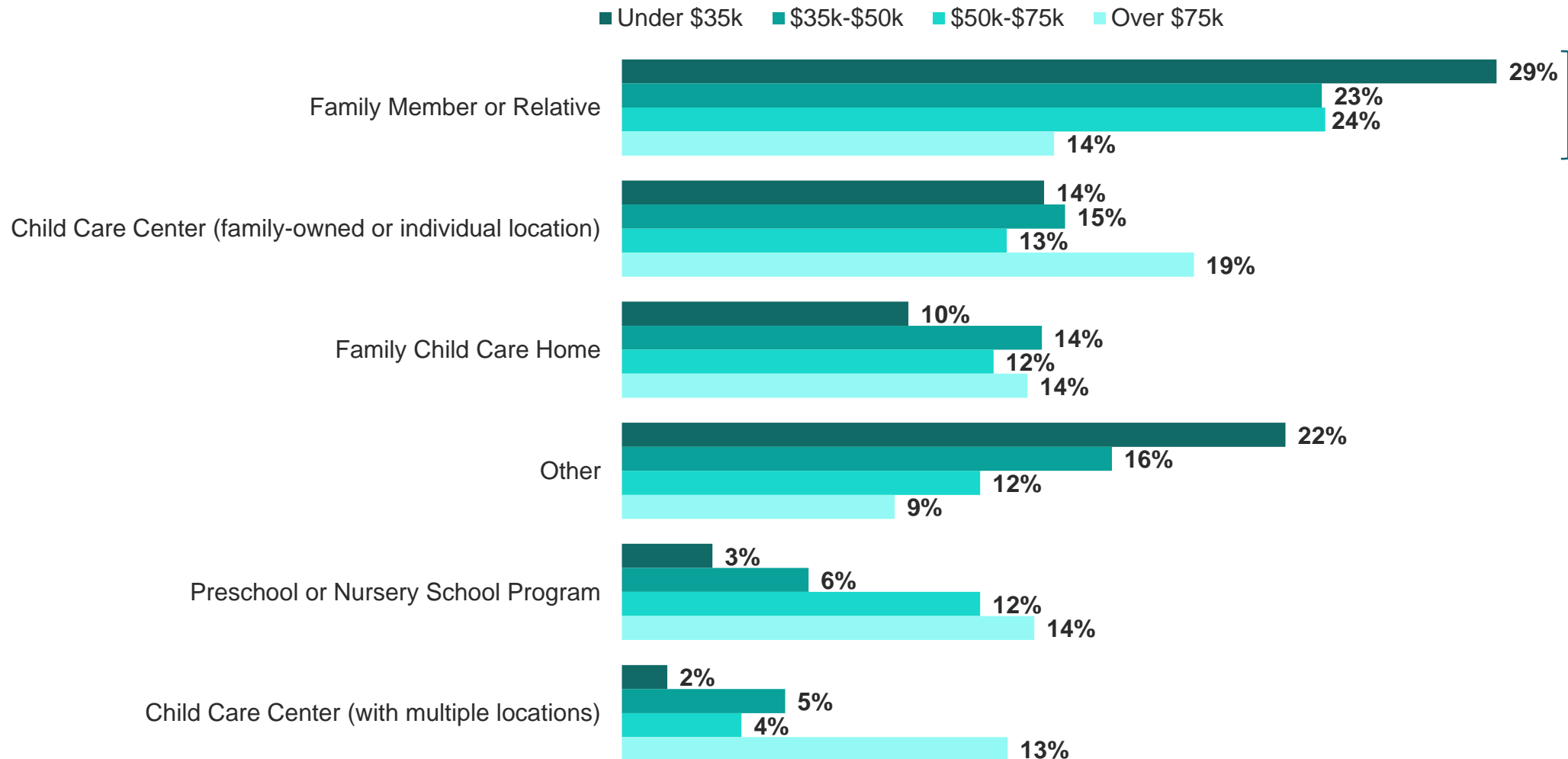


\*Percentages add up to over 100% as a care provider was selected for each child under 5 in household

CHILD CARE ARRANGEMENTS BEFORE & DURING COVID-19

Parents with a lower income level are more likely to use a family member or relative as their primary child care arrangement.

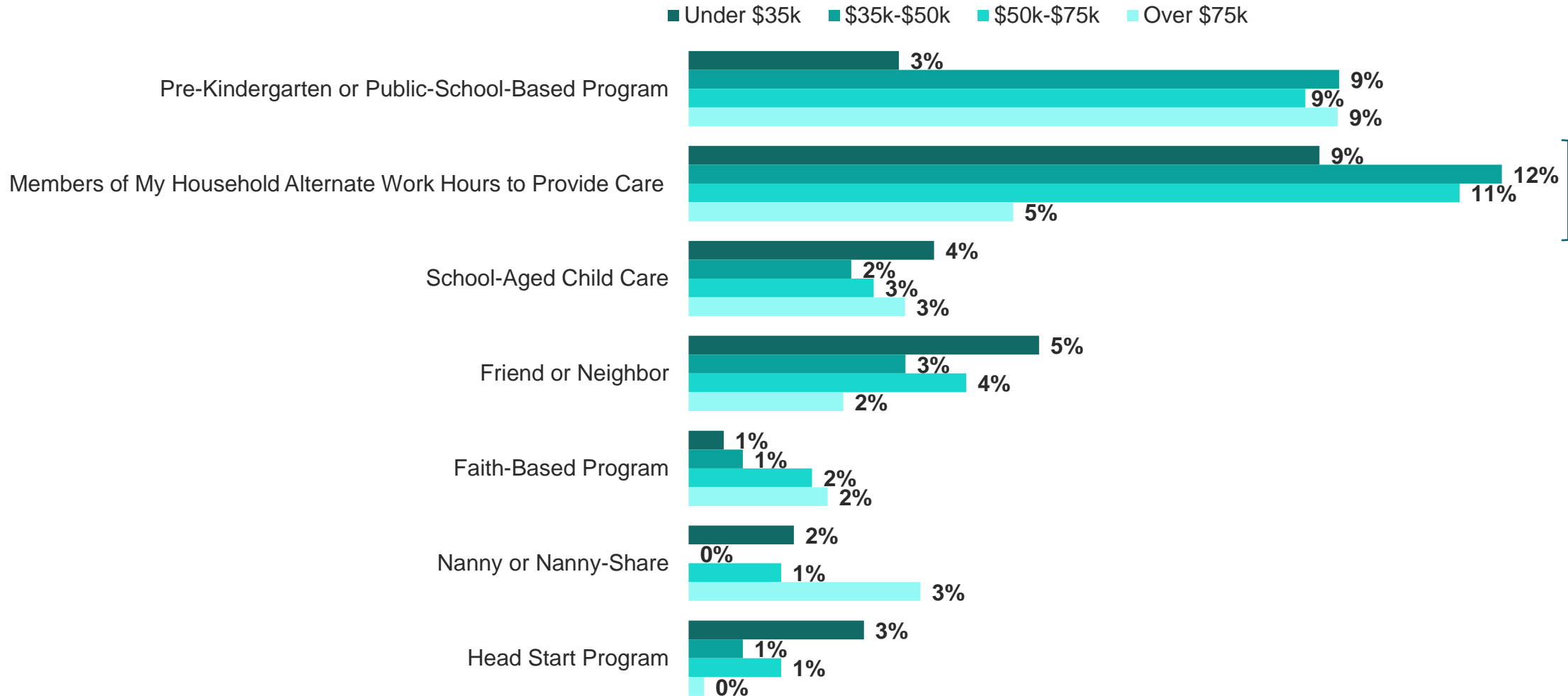
Which of the following best describe the primary child care arrangement for your child or children under the age of 5 in January 2020?



CHILD CARE ARRANGEMENTS BEFORE & DURING COVID-19

Parents with an income under \$75k are more likely than those with an income over \$75k to alternate work hours with someone in their household to provide care as their primary child care arrangement.

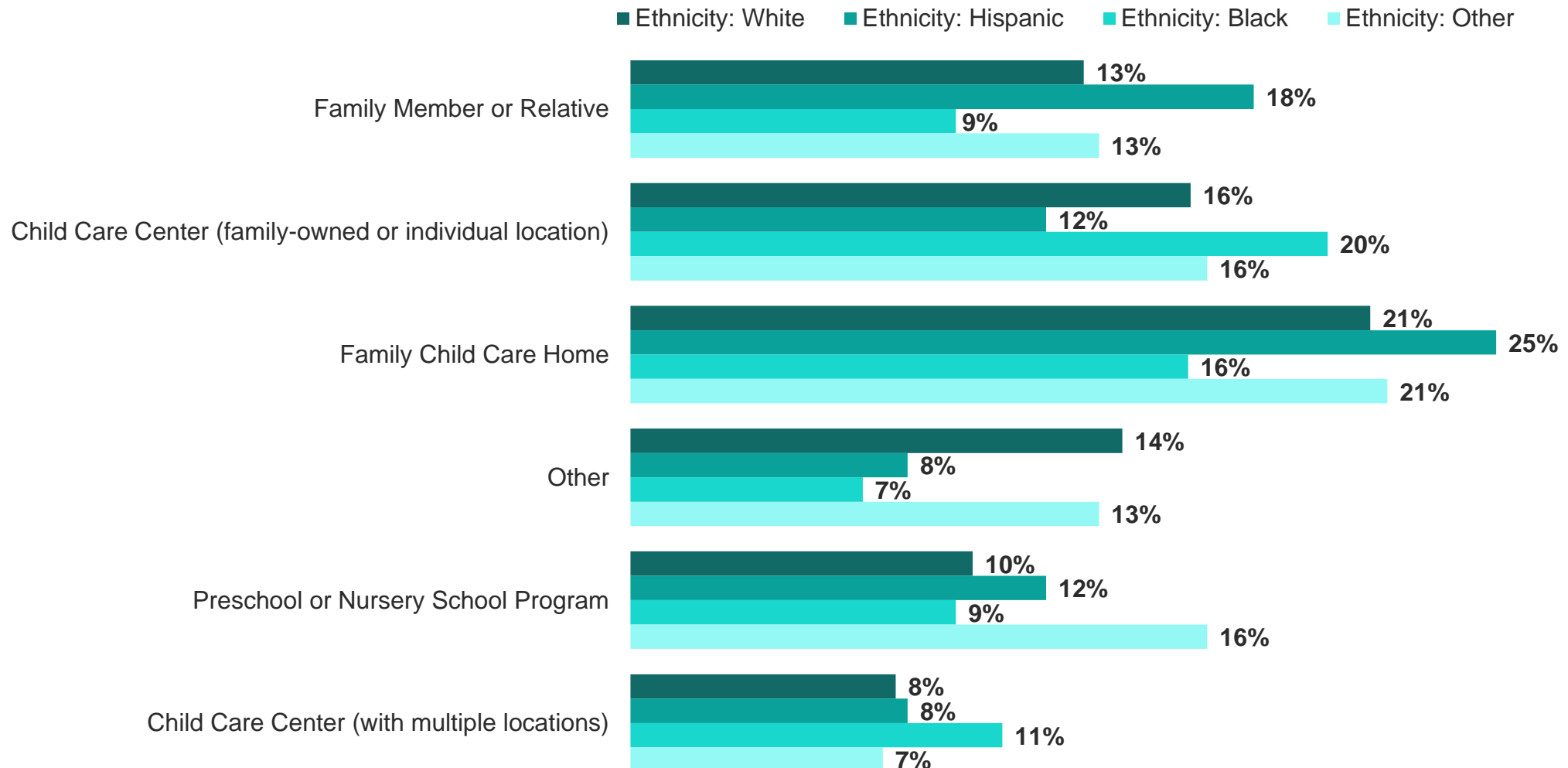
Which of the following best describe the primary child care arrangement for your child or children under the age of 5 in January 2020?



CHILD CARE ARRANGEMENTS BEFORE & DURING COVID-19

The primary child care arrangement used for child(ren) under the age of 5 differs across ethnicity group.

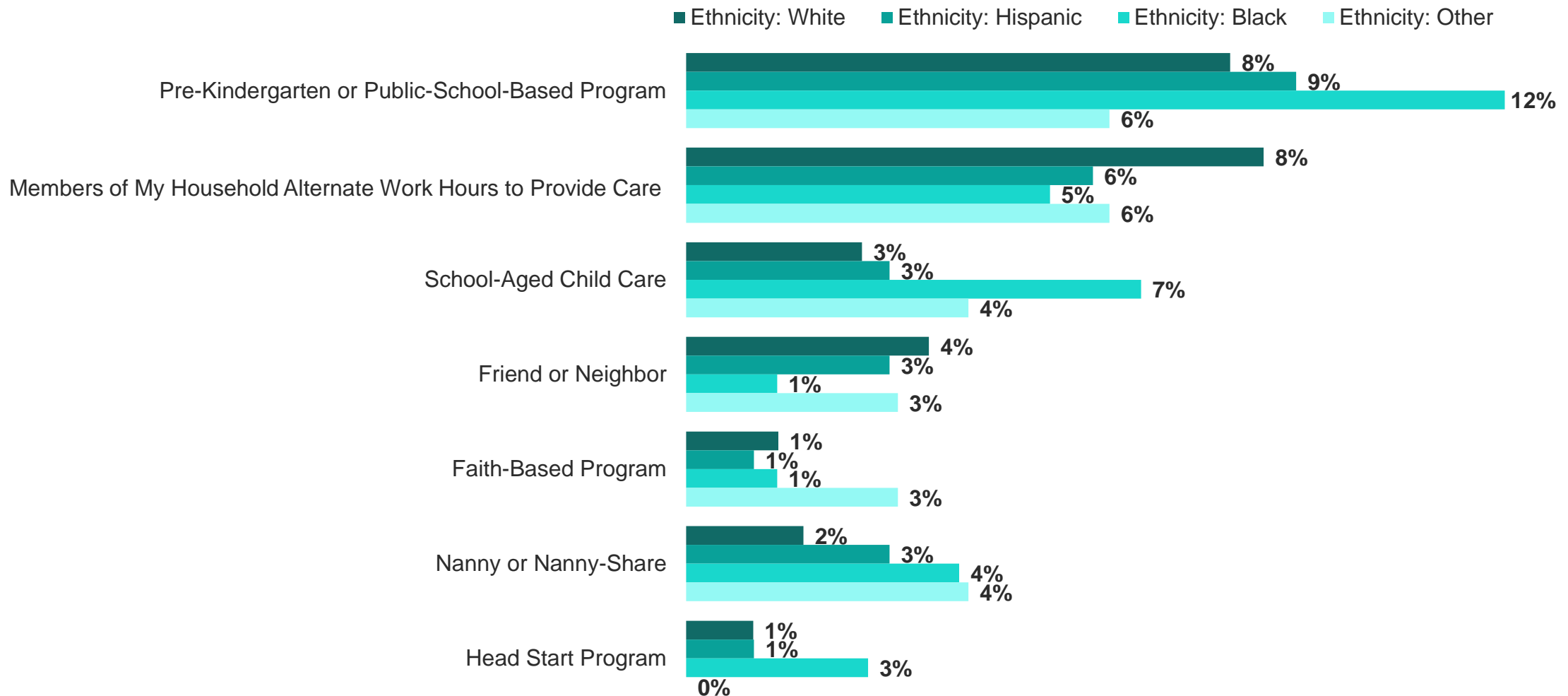
Which of the following best describe the primary child care arrangement for your child or children under the age of 5 in January 2020?



CHILD CARE ARRANGEMENTS BEFORE & DURING COVID-19

Similarly, among the less frequently used child care arrangements there are differences across ethnicity groups, however none are outside the margin of error.

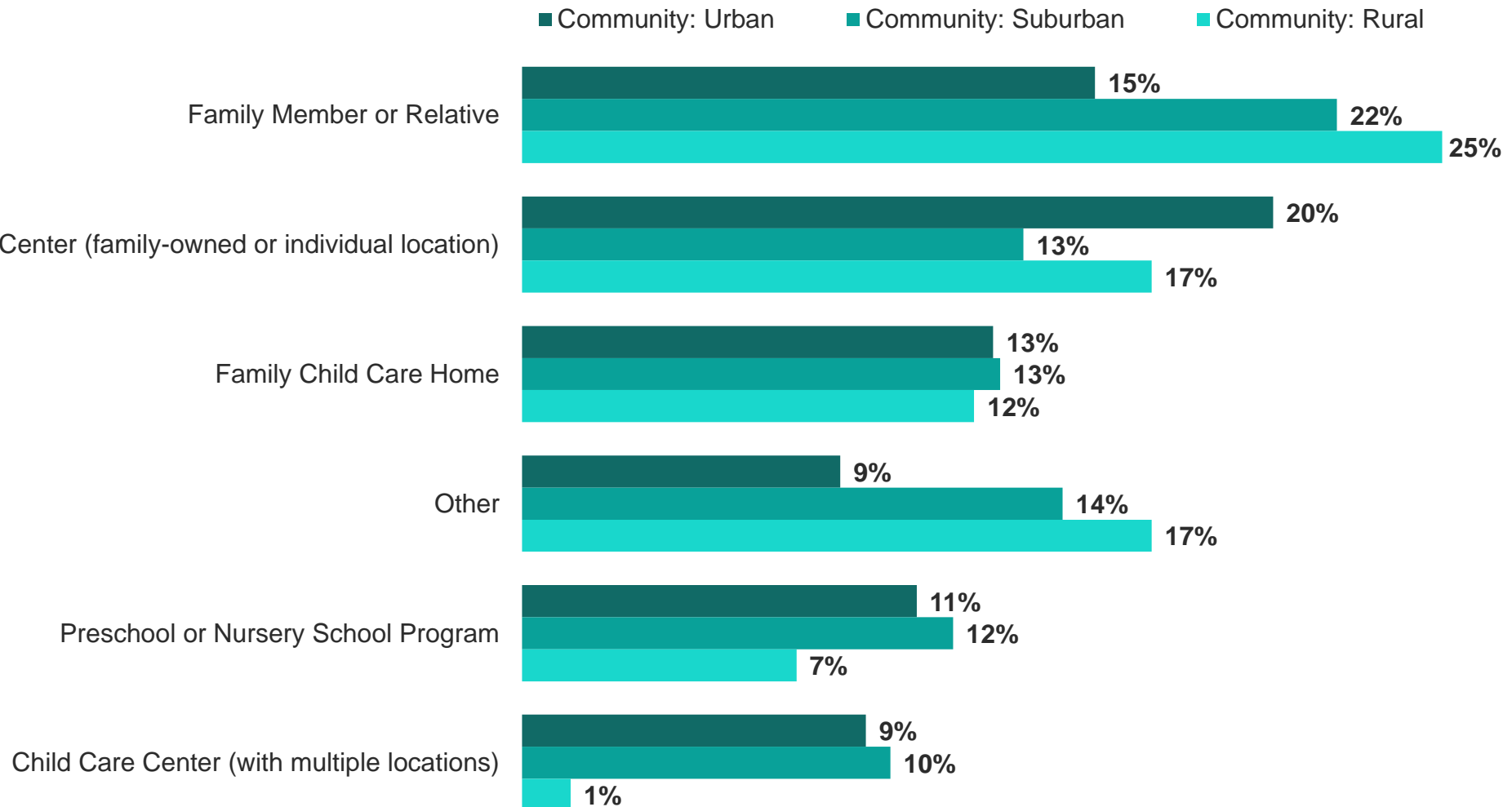
Which of the following best describe the primary child care arrangement for your child or children under the age of 5 in January 2020?



CHILD CARE ARRANGEMENTS BEFORE & DURING COVID-19

Across community type, urban and suburban parents are more likely to use family owned or individual child care centers, while rural parents are more likely to use family members or relatives for their primary child care arrangement.

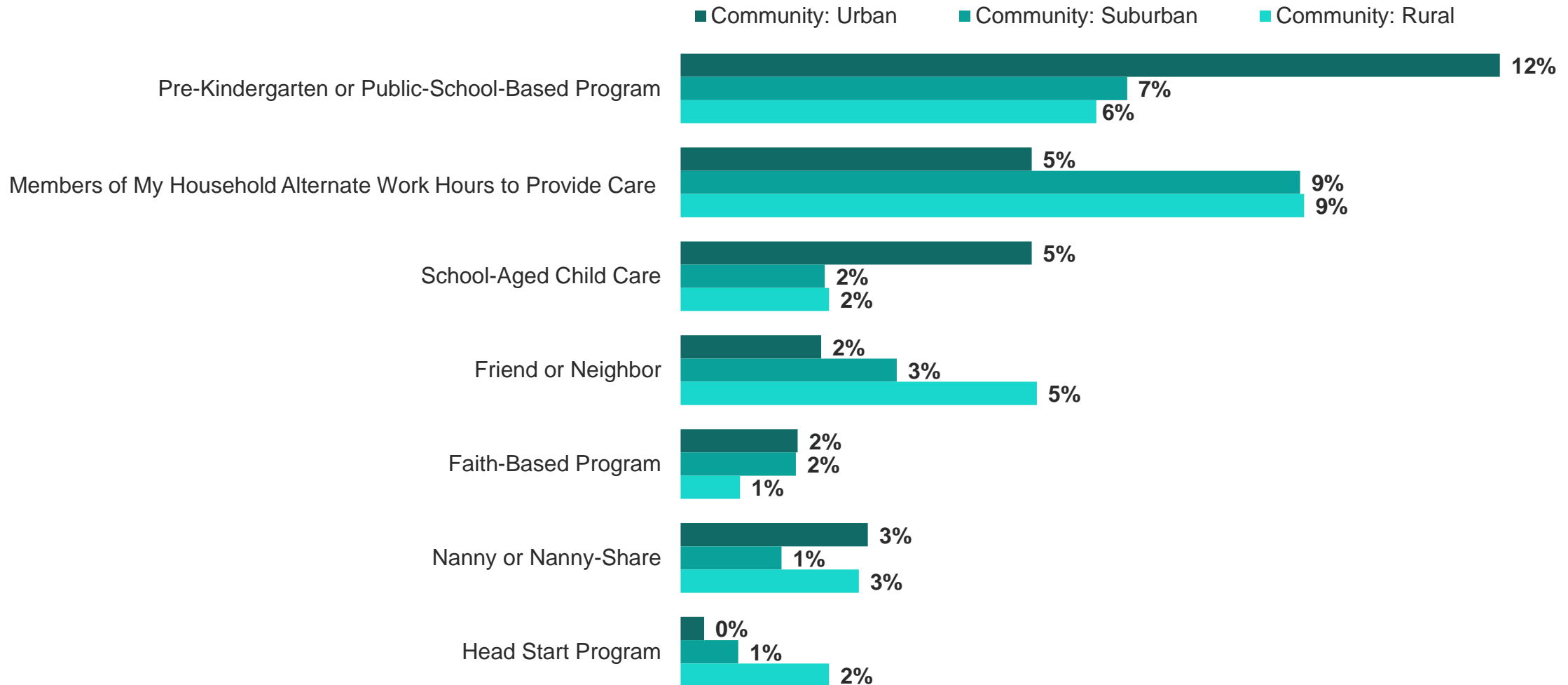
Which of the following best describe the primary child care arrangement for your child or children under the age of 5 in January 2020?



CHILD CARE ARRANGEMENTS BEFORE & DURING COVID-19

And urban parents are more likely than suburban and rural parents to use pre-k or public-school-based program as their primary child care arrangement.

Which of the following best describe the primary child care arrangement for your child or children under the age of 5 in January 2020?



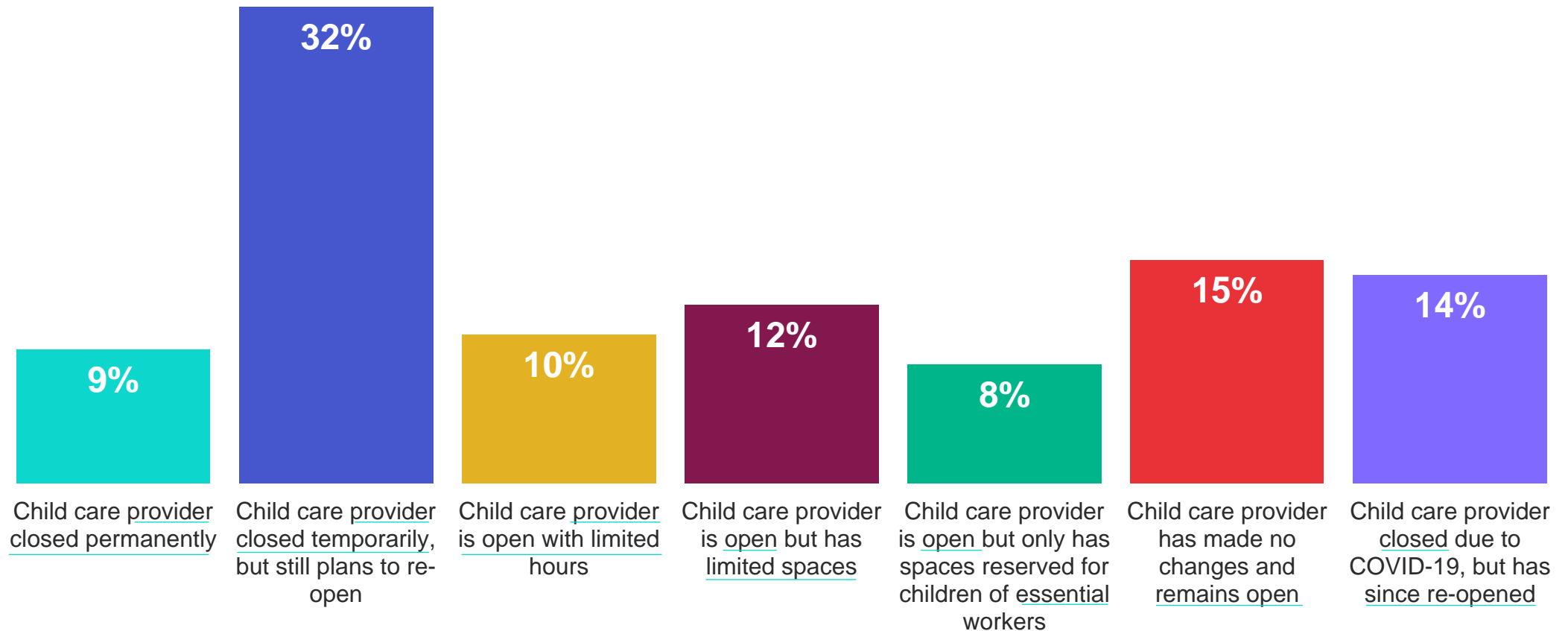


CHILD CARE ARRANGEMENTS BEFORE & DURING COVID-19

Among parents who were using a formal child care provider in January 2020, a third (32%) say their provider has ‘closed temporarily, but still plans to re-open.’

Thinking about the arrangement your youngest child attended in January 2020, what best describes the provider’s current operating status in light of the coronavirus (COVID-19) pandemic?

PARENTS WHO WERE USING A FORMAL CHILD CARE PROGRAM IN JAN. 2020, n=549



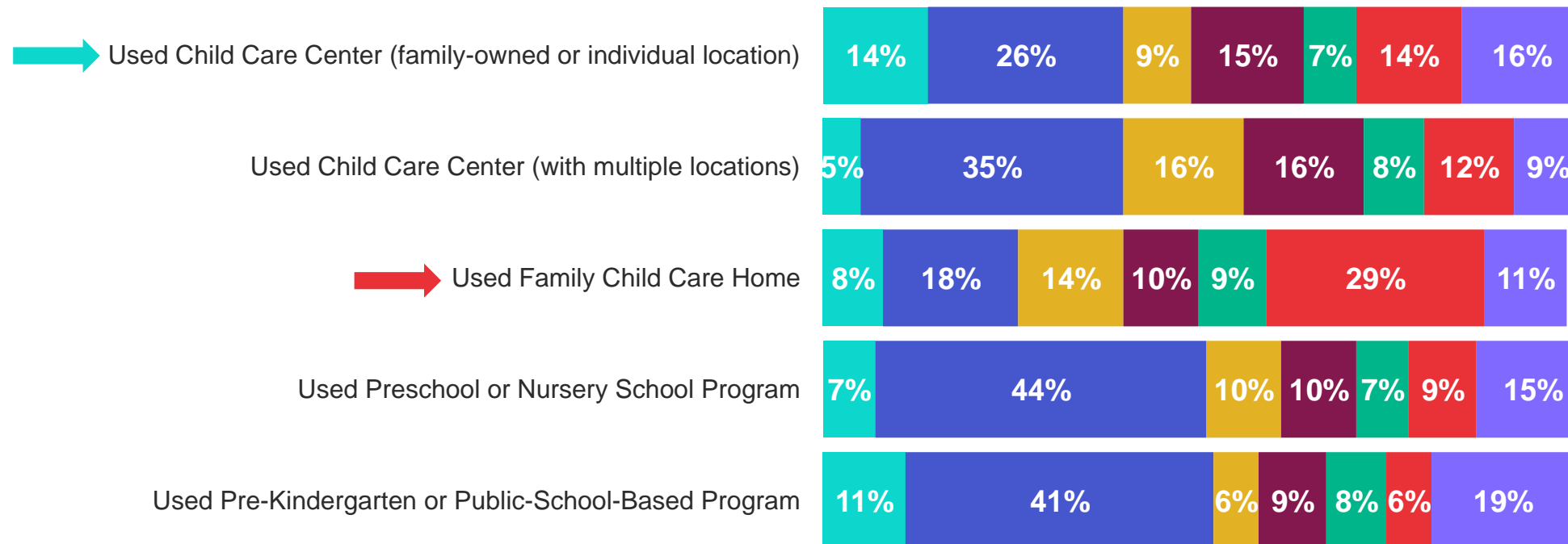
CHILD CARE ARRANGEMENTS BEFORE & DURING COVID-19

A child care provider's current operating status differs by provider type. A third of family child care providers remain open (29%), while 14% of child care centers (family-owned or individual location) are closed permanently.

Thinking about the arrangement your youngest child attended in January 2020, what best describes the provider's current operating status in light of the coronavirus (COVID-19) pandemic?

PARENTS WHO WERE USING A FORMAL CHILD CARE PROGRAM IN JAN. 2020, n=549

- Closed permanently
- Open w/ limited hours
- Open but only has spaces reserved essential workers
- Closed due to COVID-19, but has since re-opened
- Closed temporarily, plans to re-open
- Open but has limited spaces
- No changes & remains open

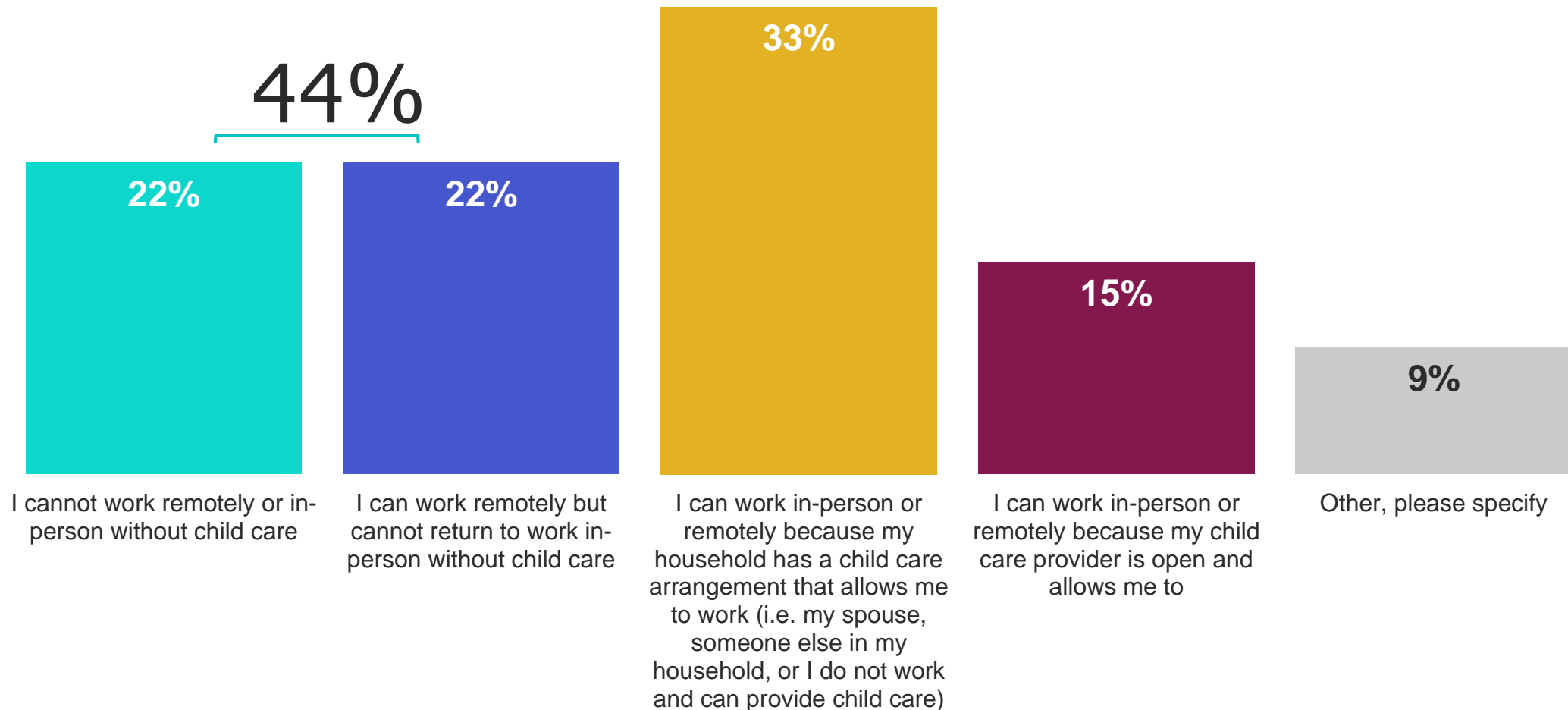


\*N size too small for analysis on those who use friend or neighbor, nanny share, school-aged child care, head start program, and faith based program for child care.

CHILD CARE ARRANGEMENTS BEFORE & DURING COVID-19

A third of parents (33%) report they can work in-person or remotely because their household currently has child care arrangements. However, 44% of parents report they cannot work in some fashion without child care.

Which of the following best describes your situation?

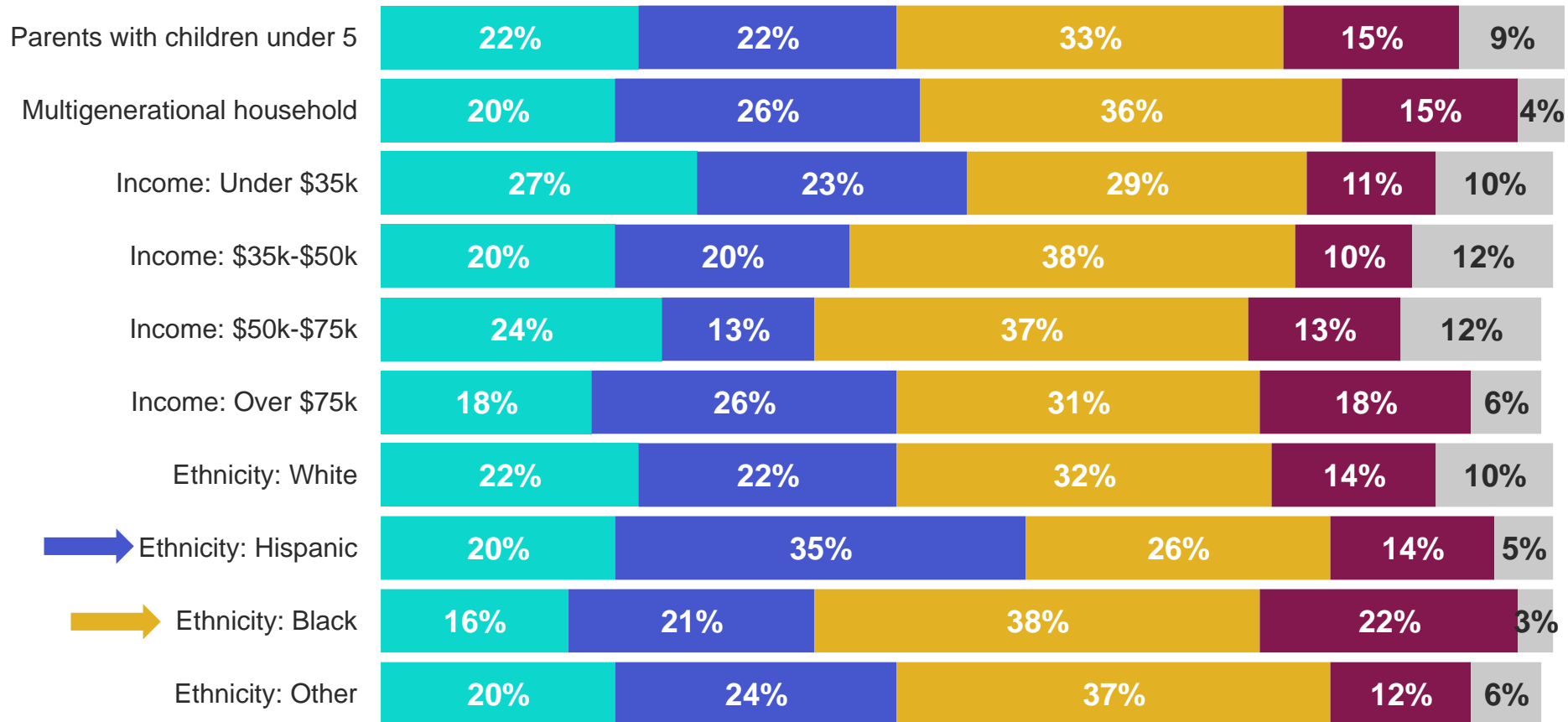


CHILD CARE ARRANGEMENTS BEFORE & DURING COVID-19

A plurality of Hispanic parents say they can work remotely but not in person without child care (35%), while a plurality of Black parents (38%) say they can work in person or remotely because their household has a child care arrangement.

Which of the following best describes your situation?

- Cannot work remotely or in-person w/o child care
- Can work remotely but not in-person w/o child care
- Work in-person or remotely bc my HH has a child care arrangement
- Work in-person or remotely because my child care provider is open
- Other, please specify

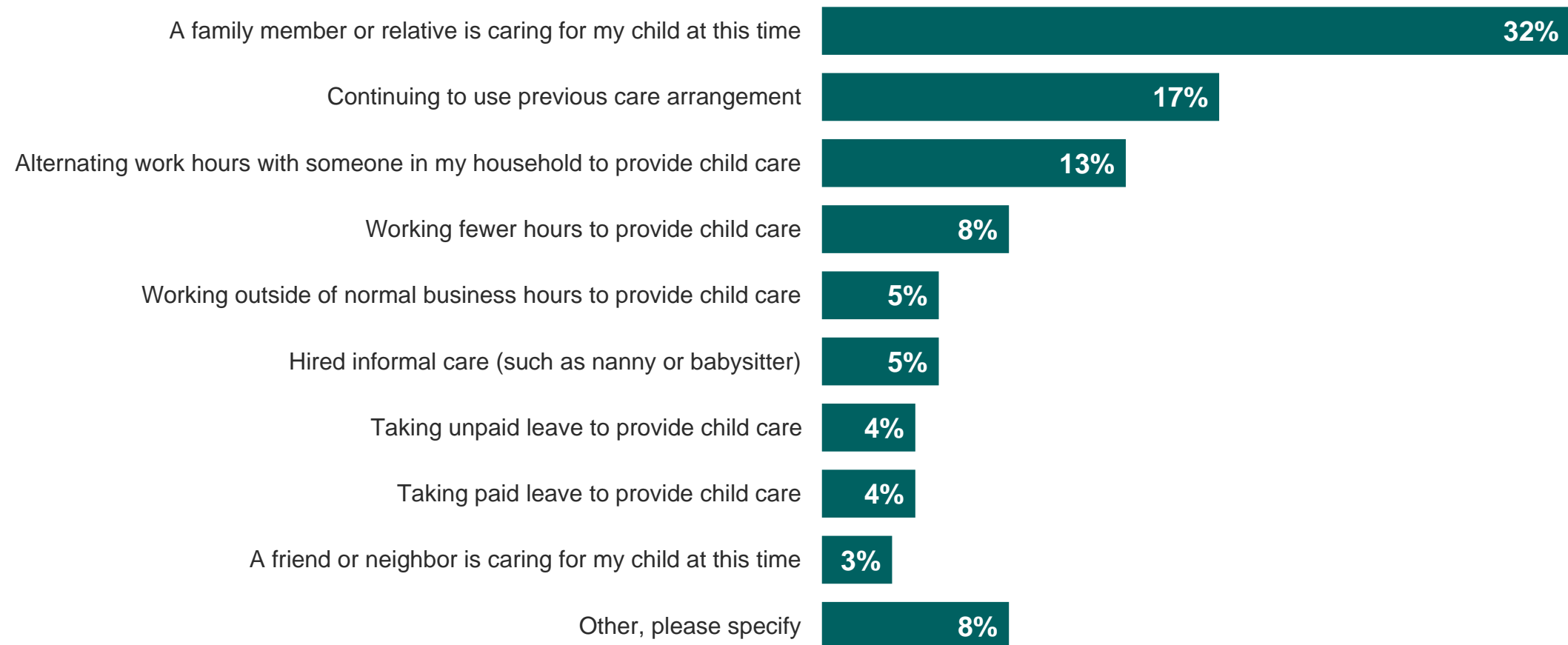


CHILD CARE ARRANGEMENTS BEFORE & DURING COVID-19

A third of parents (32%) say a family member or relative is caring for their child(ren) who were previously using a child care provider prior to COVID-19.

Which best describes the primary way you have been providing care for your child(ren) who were attending a child care provider prior to the coronavirus (COVID-19) pandemic?

PARENTS WHO WERE USING A FORMAL CHILD CARE PROGRAM IN JAN. 2020, n=549



CHILD CARE ARRANGEMENTS BEFORE & DURING COVID-19

Parents who were *not paying* for child care in January 2020 are more likely to say a family member or relative is caring for their child at this time (37%).

Which best describes the primary way you have been providing care for your child(ren) who were attending a child care provider prior to the coronavirus (COVID-19) pandemic?

PARENTS WHO WERE USING A FORMAL CHILD CARE PROGRAM IN JAN. 2020, n=549

Care For Children During COVID-19 By Demographic Group				
	Parents	Multigenerational Household	Paying for Child Care in Jan. 2020	Not Paying for Child Care in Jan. 2020
A family member or relative is caring for my child at this time	32%	34%	29%	37%
Continuing to use previous care arrangement	17%	14%	20%	12%
Alternating work hours with someone in my household to provide child care	13%	12%	12%	15%
Working fewer hours to provide child care	8%	10%	9%	7%
Working outside of normal business hours to provide child care	5%	6%	6%	4%
Hired informal care (such as nanny or babysitter)	5%	5%	7%	2%
Taking unpaid leave to provide child care	4%	5%	5%	2%
Taking paid leave to provide child care	4%	7%	4%	4%
A friend or neighbor is caring for my child at this time	3%	5%	3%	3%
Other, please specify	8%	4%	5%	14%

CHILD CARE ARRANGEMENTS BEFORE & DURING COVID-19

Parents with a lower income level are more likely to be relying on a family member or relative to provide care for their child(ren) who were using a child care provider prior to COVID-19.

Which best describes the primary way you have been providing care for your child(ren) who were attending a child care provider prior to the coronavirus (COVID-19) pandemic?

PARENTS WHO WERE USING A FORMAL CHILD CARE PROGRAM IN JAN. 2020, n=549

Care For Children During COVID-19 By Income Level					
	Parents	Income: Under \$35k	Income: \$35k-\$50k	Income: \$50k-\$75k	Income: Over \$75k
A family member or relative is caring for my child at this time	32%	39%	38%	32%	29%
Continuing to use previous care arrangement	17%	14%	5%	25%	17%
Alternating work hours with someone in my household to provide child care	13%	16%	12%	7%	15%
Working fewer hours to provide child care	8%	7%	8%	10%	8%
Working outside of normal business hours to provide child care	5%	6%	5%	5%	5%
Hired informal care (such as nanny or babysitter)	5%	1%	2%	3%	8%
Taking unpaid leave to provide child care	4%	14%	3%	3%	3%
Taking paid leave to provide child care	4%	1%	3%	3%	5%
A friend or neighbor is caring for my child at this time	3%	0%	8%	1%	4%
Other, please specify	8%	1%	15%	11%	8%

## CHILD CARE ARRANGEMENTS BEFORE & DURING COVID-19

A quarter of Black parents (24%) are continuing to use their previous care arrangement to care for their child(ren); Black parents are more likely than parents white or Hispanic parents to do so.

Which best describes the primary way you have been providing care for your child(ren) who were attending a child care provider prior to the coronavirus (COVID-19) pandemic?

PARENTS WHO WERE USING A FORMAL CHILD CARE PROGRAM IN JAN. 2020, n=549

Care For Children During COVID-19 By Ethnicity					
	Parents	Ethnicity: White	Ethnicity: Hispanic	Ethnicity: Black	Ethnicity: Other
A family member or relative is caring for my child at this time	32%	31%	36%	36%	36%
Continuing to use <b>previous care arrangement</b>	17%	17%	14%	24%	15%
Alternating work hours with someone in my household to provide child care	13%	13%	10%	12%	15%
Working fewer hours to provide child care	8%	9%	7%	10%	4%
Working <b>outside of normal business</b> hours to provide child care	5%	5%	10%	6%	8%
Hired informal care (such as nanny or babysitter)	5%	5%	3%	4%	4%
Taking <b>unpaid leave</b> to provide child care	4%	4%	0%	2%	4%
Taking <b>paid leave</b> to provide child care	4%	3%	9%	6%	8%
A friend or neighbor is caring for my child at this time	3%	4%	3%	0%	2%
Other, please specify	8%	10%	7%	0%	6%



CONTENTS

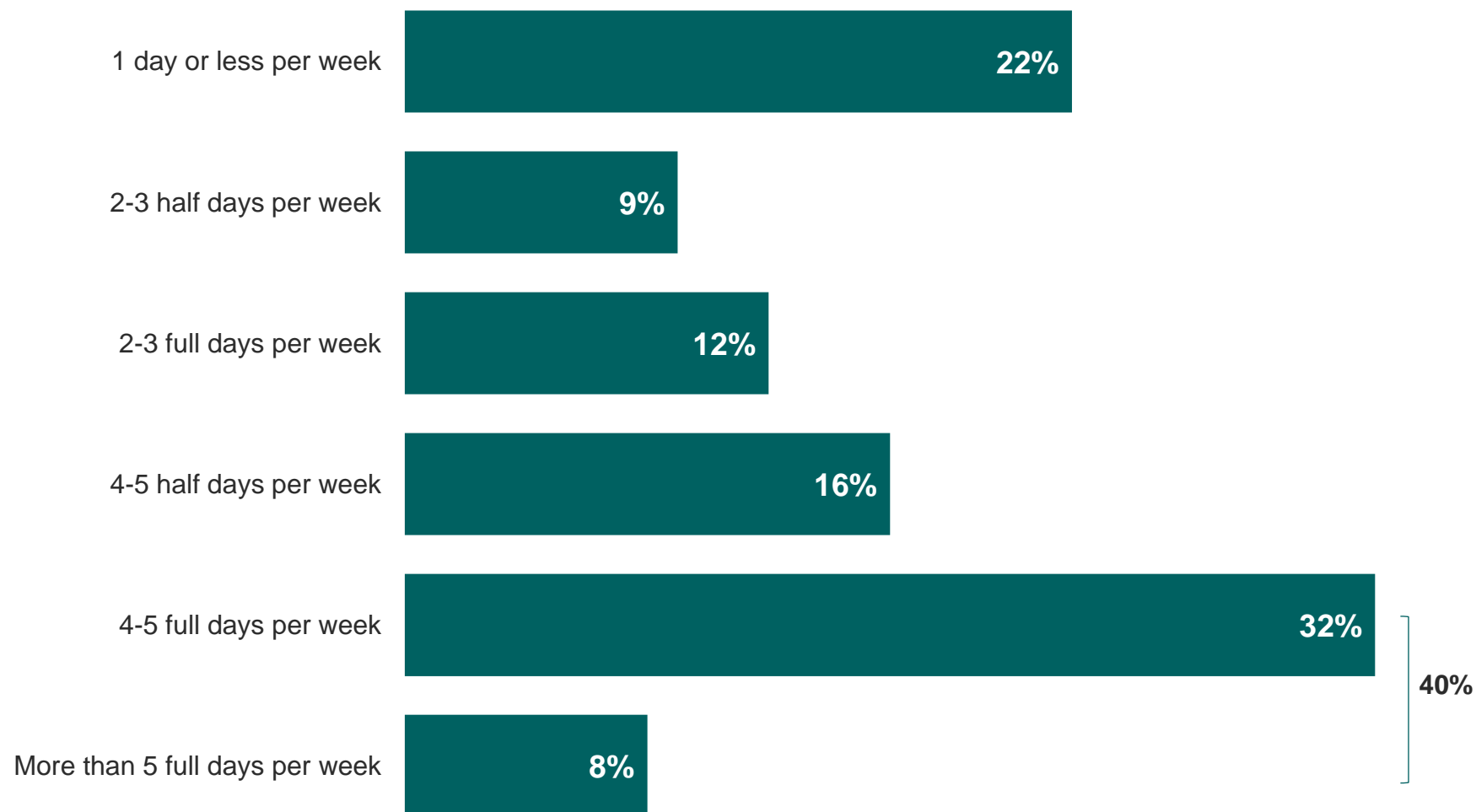
- 1 Child Care Arrangements Before & During COVID-19
- 2 Child Care Needs During COVID-19
- 3 Sending Children Back to Child Care
- 4 Considerations for School Aged Children
- 5 Respondent Profile



CHILD CARE NEEDS DURING COVID-19

Two in five parents (40%) currently need child care 4 full days per week or more.

On average, how many days a week do you currently need child care?



CHILD CARE NEEDS DURING COVID-19

Nearly half of parents who were paying for child care in January 2020 (48%) say they need 4 full days or more of child care per week.

On average, how many days a week do you currently need child care?

Current Child Care Needs By Demographic Group					
	Parents	Multigenerational Household	Paying for Child Care in Jan. 2020	Not Paying for Child Care in Jan. 2020	Household of Essential Worker
1 day or less per week	22%	16%	7%	35%	22%
2-3 half days per week	9%	11%	10%	8%	9%
2-3 full days per week	12%	17%	14%	10%	13%
4-5 half days per week	16%	23%	20%	13%	15%
4-5 full days per week	32%	24%	41%	25%	34%
More than 5 full days per week	8%	9%	7%	9%	8%

CHILD CARE NEEDS DURING COVID-19

Parents with an income over \$75k are more likely than parents at lower income levels to say they need child care 4 full days a week or more.

On average, how many days a week do you currently need child care?

Current Child Care Needs By Income Level					
	Parents	Income: Under \$35k	Income: \$35k-\$50k	Income: \$50k-\$75k	Income: Over \$75k
1 day or less per week	22%	26%	30%	26%	17%
2-3 half days per week	9%	9%	12%	8%	8%
2-3 full days per week	12%	8%	12%	13%	13%
4-5 half days per week	16%	16%	8%	17%	18%
4-5 full days per week	32%	31%	27%	28%	37%
More than 5 full days per week	8%	11%	11%	8%	7%

CHILD CARE NEEDS DURING COVID-19

A quarter of white parents (24%) say they currently need child care 1 day or less per week, a percentage higher than other ethnicity groups.

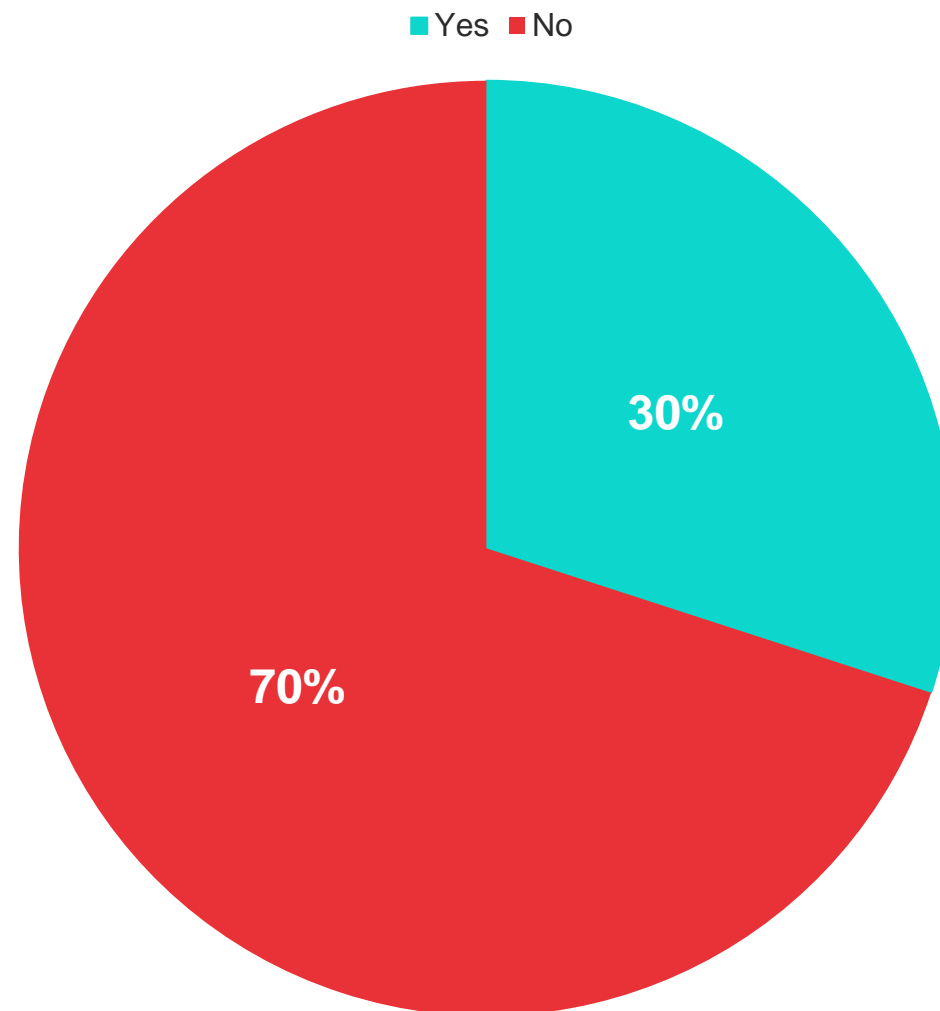
On average, how many days a week do you currently need child care?

Current Child Care Needs By Ethnicity					
	Parents	Ethnicity: White	Ethnicity: Hispanic	Ethnicity: Black	Ethnicity: Other
1 day or less per week	22%	24%	17%	9%	19%
2-3 half days per week	9%	9%	7%	11%	8%
2-3 full days per week	12%	12%	11%	14%	12%
4-5 half days per week	16%	15%	23%	17%	23%
4-5 full days per week	32%	32%	33%	39%	28%
More than 5 full days per week	8%	8%	10%	9%	9%

## CHILD CARE NEEDS DURING COVID-19

About a third of parents (30%) have sought child care during COVID-19.

Have you sought child care during the coronavirus (COVID-19) pandemic?

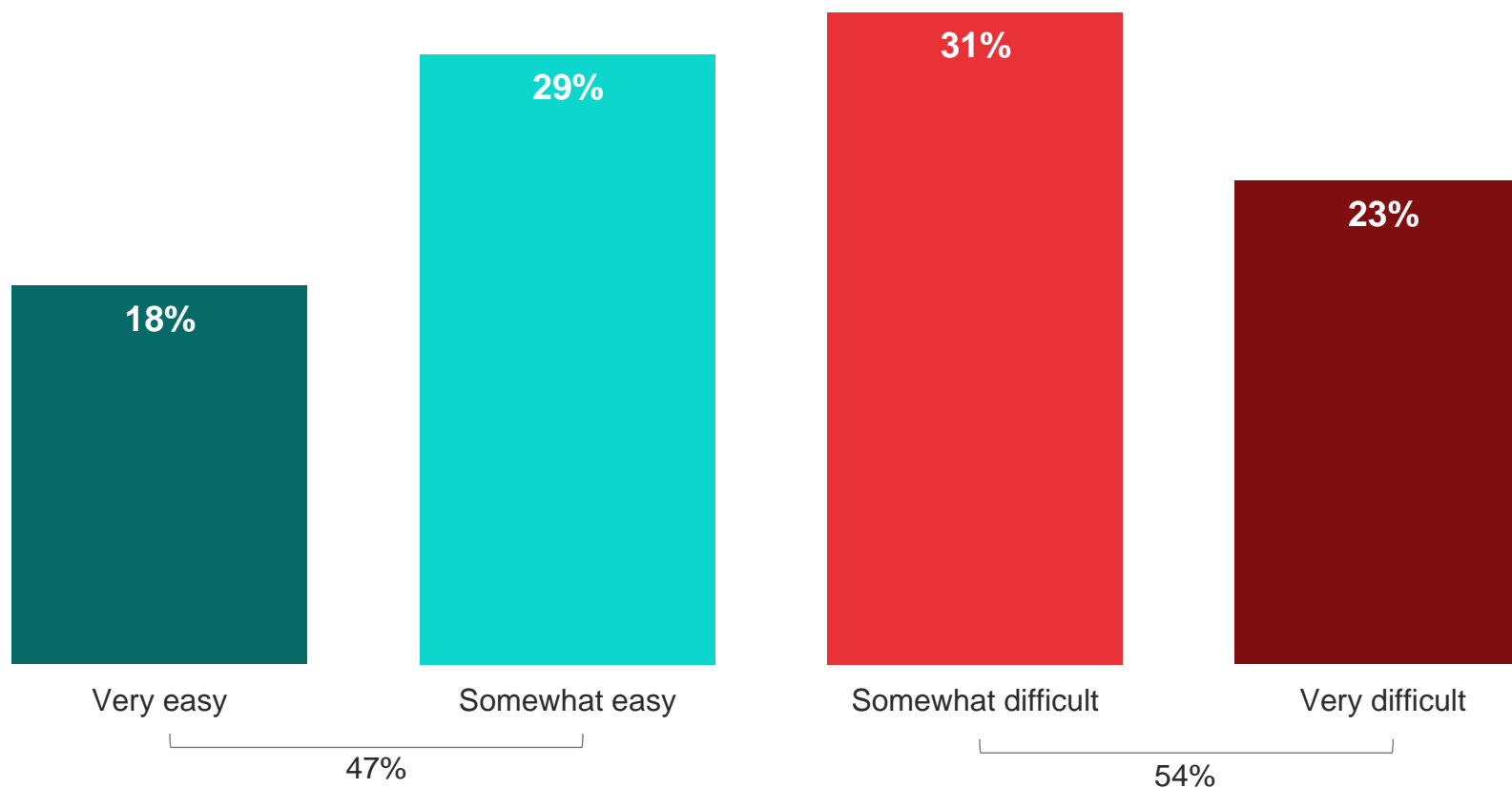


CHILD CARE NEEDS DURING COVID-19

Among those who have sought child care during COVID-19, more than half (54%) say it was difficult to find quality child care within their budget.

How easy or difficult has it been for you to find quality child care within your budget during the coronavirus (COVID-19) pandemic?

PARENTS WHO SOUGHT CHILD CARE DURING COVID-19, n=297

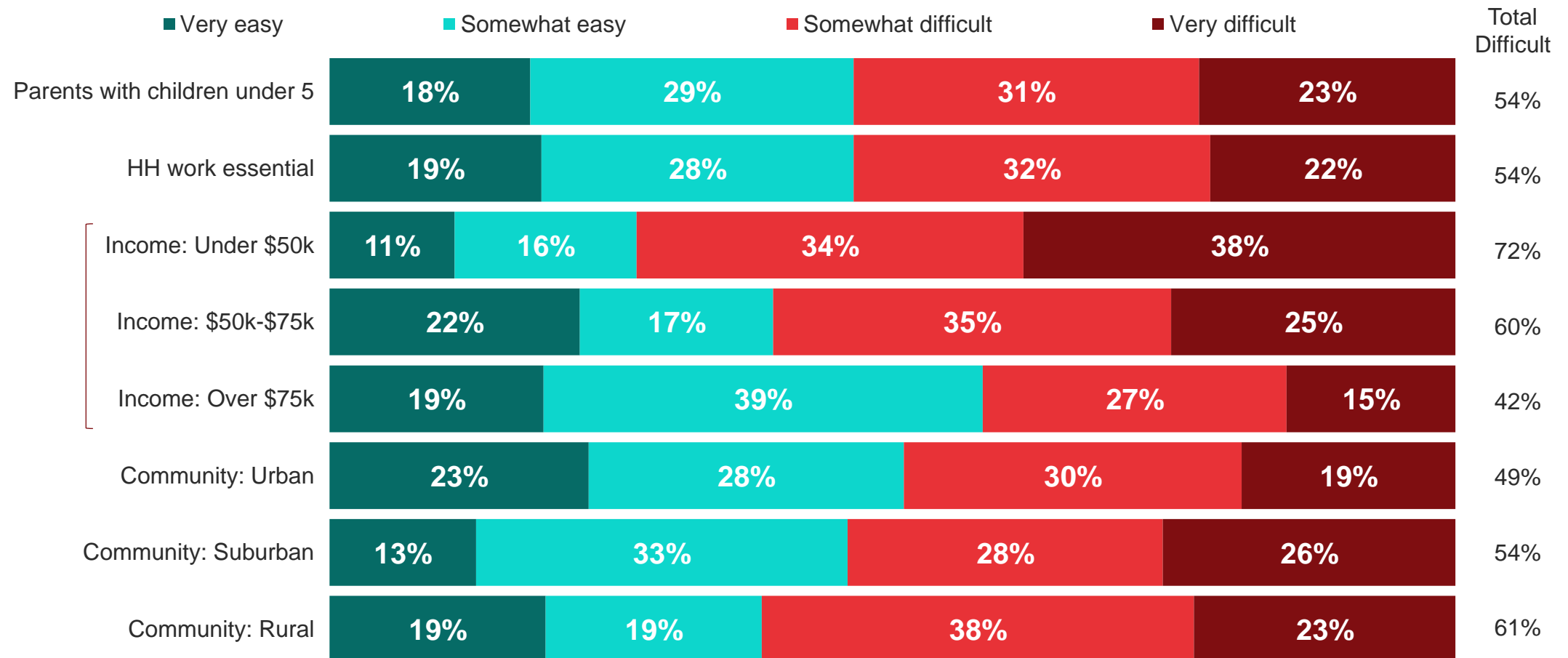


CHILD CARE NEEDS DURING COVID-19

Three-quarters of parents with an income under \$50k say it was difficult to find child care within their budget during COVID-19, 30% higher than parents with an income over \$75k.

How easy or difficult has it been for you to find quality child care within your budget during the coronavirus (COVID-19) pandemic?

PARENTS WHO SOUGHT CHILD CARE DURING COVID-19, n=297



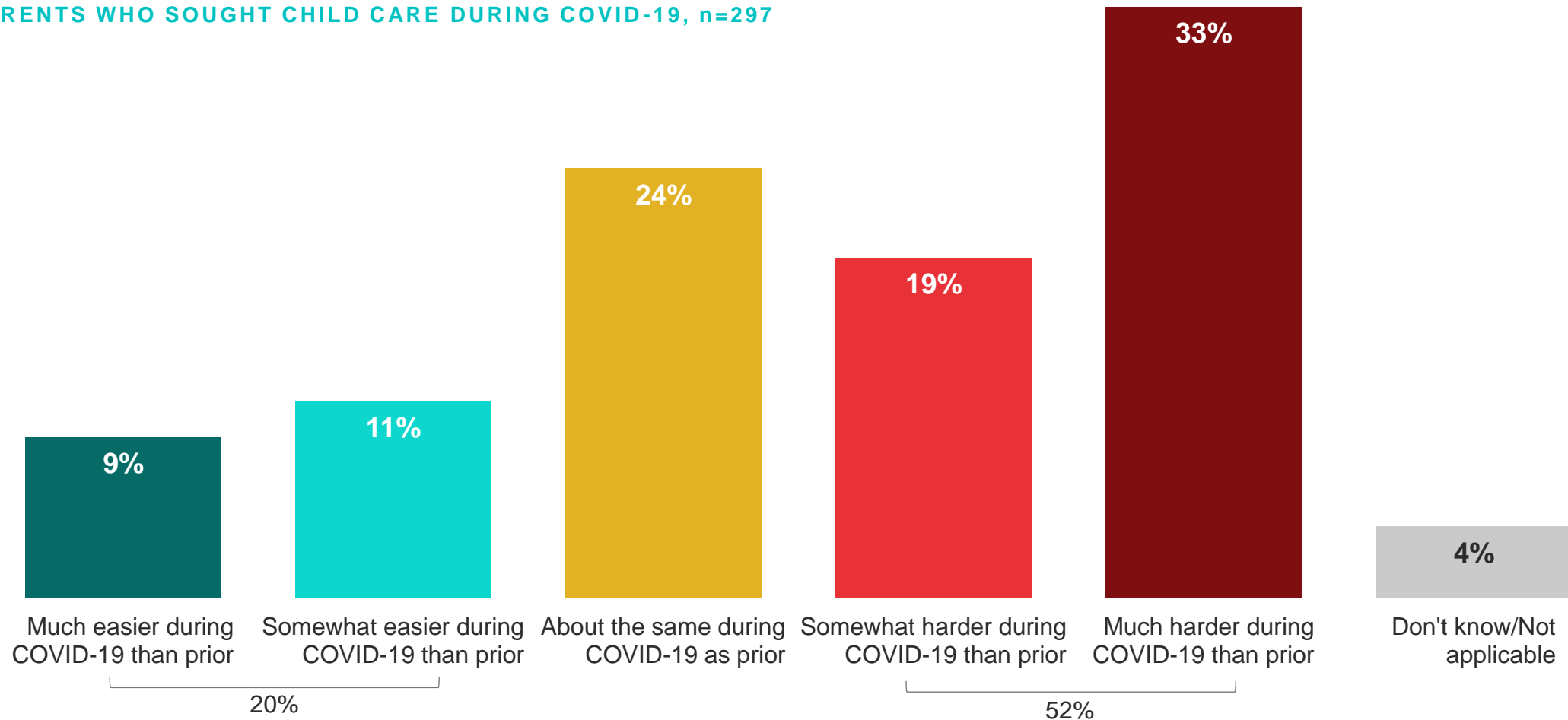


CHILD CARE NEEDS DURING COVID-19

Half of parents (52%) who sought child care during COVID-19 say it was much harder to find quality child care during the pandemic compared to before.

How does the search to find quality child care **during** the coronavirus (COVID-19) pandemic compare to finding quality child care within your budget **prior** to the coronavirus (COVID-19)?

PARENTS WHO SOUGHT CHILD CARE DURING COVID-19, n=297



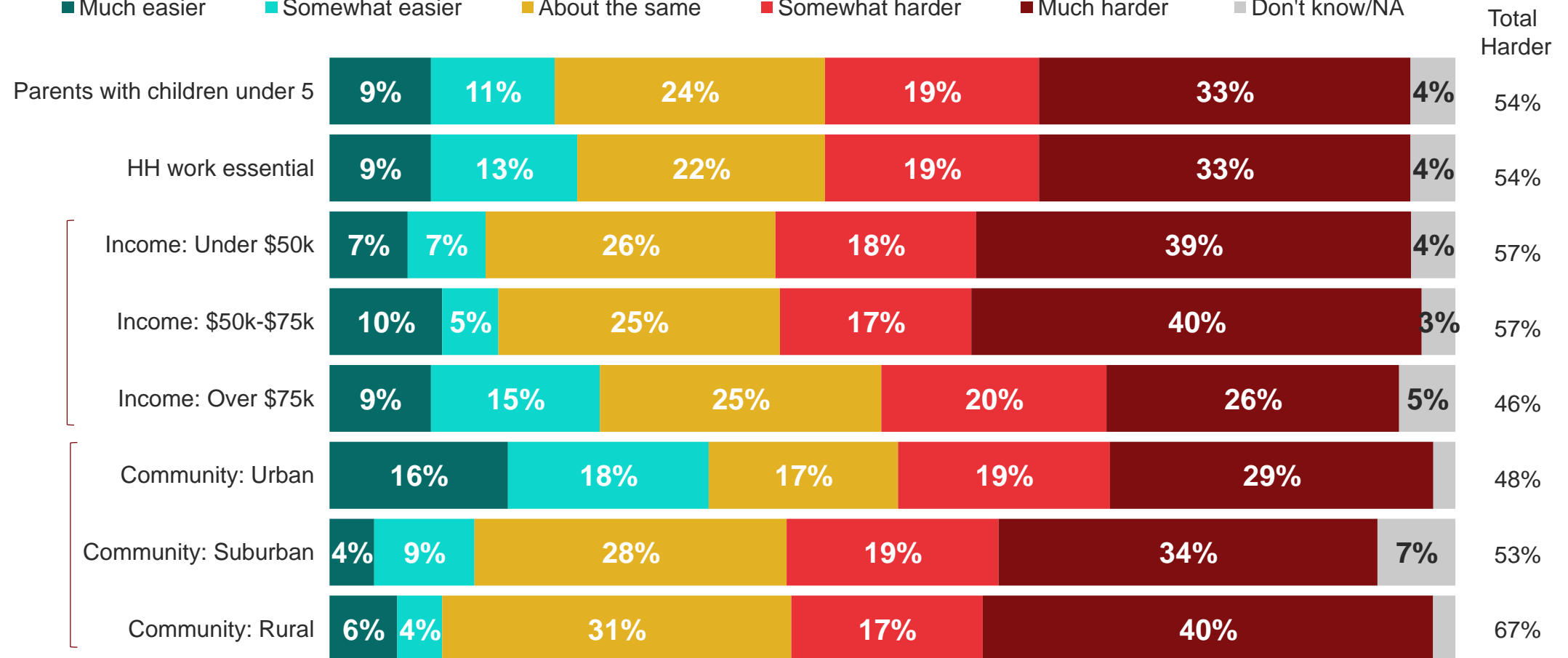
CHILD CARE NEEDS DURING COVID-19

Parents with an income over \$75k are less likely than parents of lower income levels to say it was difficult to find quality child care. Additionally, suburban and rural parents are more likely than urban parents to say the search to find quality child care within their budget during COVID-19 was harder compared to before.

How does the search to find quality child care **during** the coronavirus (COVID-19) pandemic compare to finding quality child care within your budget **prior** to the coronavirus (COVID-19)?

PARENTS WHO SOUGHT CHILD CARE DURING COVID-19, n=297

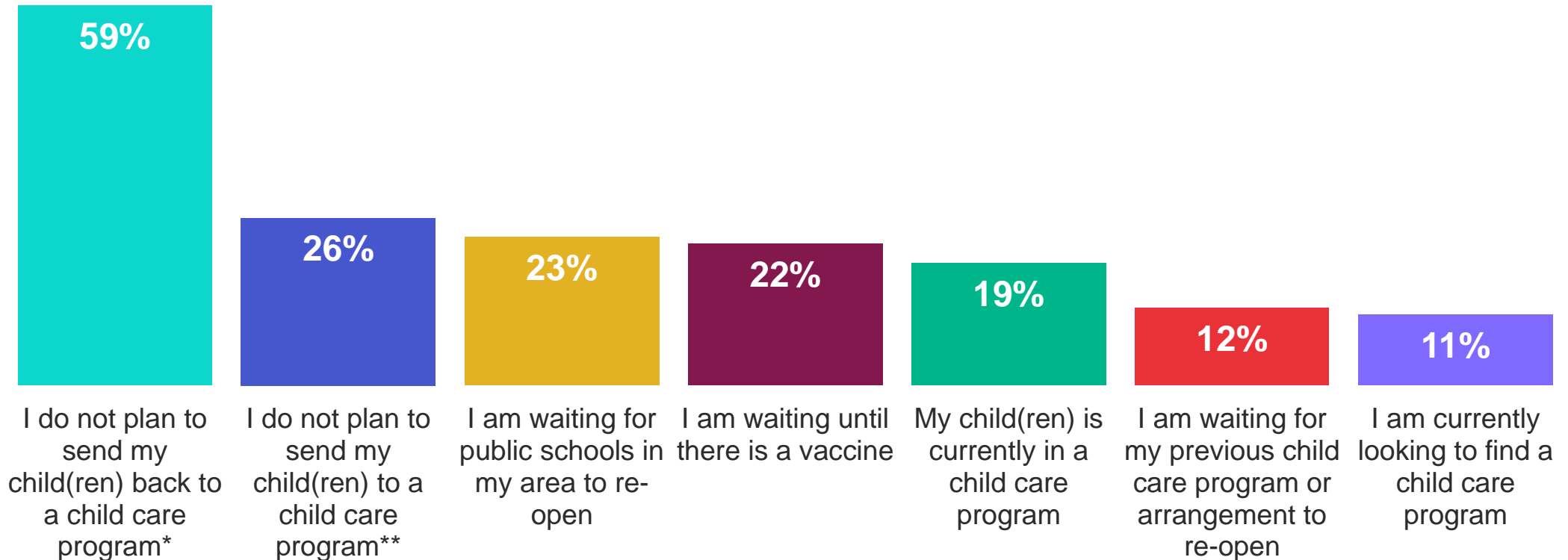
■ Much easier ■ Somewhat easier ■ About the same ■ Somewhat harder ■ Much harder ■ Don't know/NA



CHILD CARE NEEDS DURING COVID-19

Parents are split on when they plan to send their child(ren) back to a child care program. While a majority of parents using an informal child care provider do not plan to send their child(ren) back, a quarter are waiting for public schools to re-open (23%) or until there is a vaccine (22%).

When do you plan to send your child(ren) to a child care program?



\*Shown to parents who were using a formal child care provider (n=549)

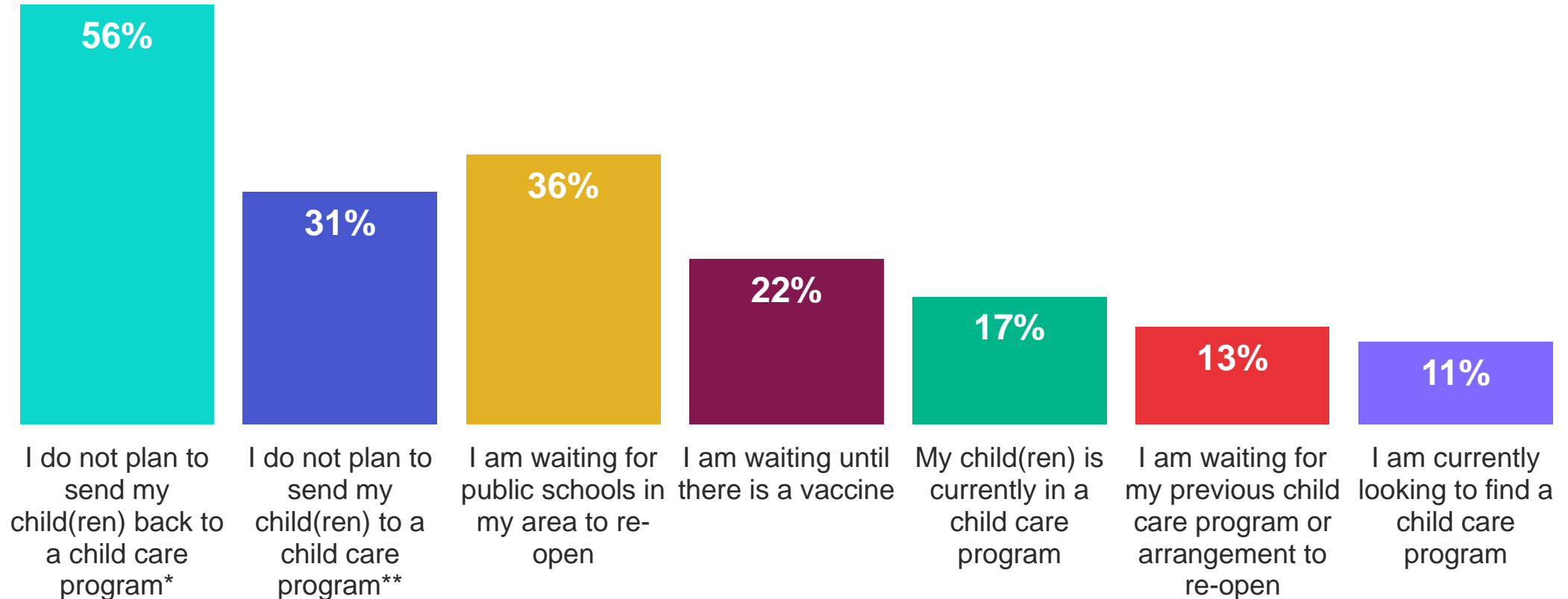
\*\*Shown to parents who were using an informal child care provider (n=362)

CHILD CARE NEEDS DURING COVID-19

A third of parents with school aged children are waiting for public schools to re-open to send their child(ren) to a child care provider, 13% higher than parents overall.

When do you plan to send your child(ren) to a child care program?

PARENTS WITH SCHOOL AGED CHILDREN, n=423



\*Shown to parents who were using a formal child care provider (n=261)  
 \*\*Shown to parents who were using an informal child care provider (n=136)

CONTENTS

- 1 Child Care Arrangements Before & During COVID-19
- 2 Child Care Needs During COVID-19
- 3 Sending Children Back to Child Care
- 4 Considerations for School Aged Children
- 5 Respondent Profile



SENDING CHILDREN BACK TO CHILD CARE

When asked about top of mind considerations for sending child back to a child care program, parents reference health and safety precautions, the need for a vaccine, and concern of the sickness spreading. Many parents say they will not be sending their child back to a care provider.

In a sentence or two, what considerations are top of mind for you as you consider sending your child(ren) to a child care program amid the coronavirus (COVID-19) pandemic?

HEALTH & SAFETY PRECAUTIONS

“Ensure my children are at a safe facility where other children and my children are routinely checked. There should be safety measures, such as required masks& sanitization.”

“Health safety, safe environment, clean environment are top of mind for me as I consider sending mt child to a child care program.”

VACCINE

“I’m really waiting for a vaccine. I know that children aren’t going to keep their masks on. Therefore the virus could be spread the household causing like but not limited to grandparents and older people and etc.”

“They need to have a vaccine or medication for the coronavirus before I send my son back to child care.”

CONCERN OF SICKNESS

“Children are more likely to not follow guidelines to keep them from getting sick, and any adult caring for a small child absolutely has to get very close to them, etc. Kids will get one another sick, kids will get their caregivers sick, or caregivers will get kids sick.”

“That the children is going to interact with other kids and get the virus and comes home and gives the virus to us. I cannot afford to get sick.”

CHILDREN NOT RETURNING

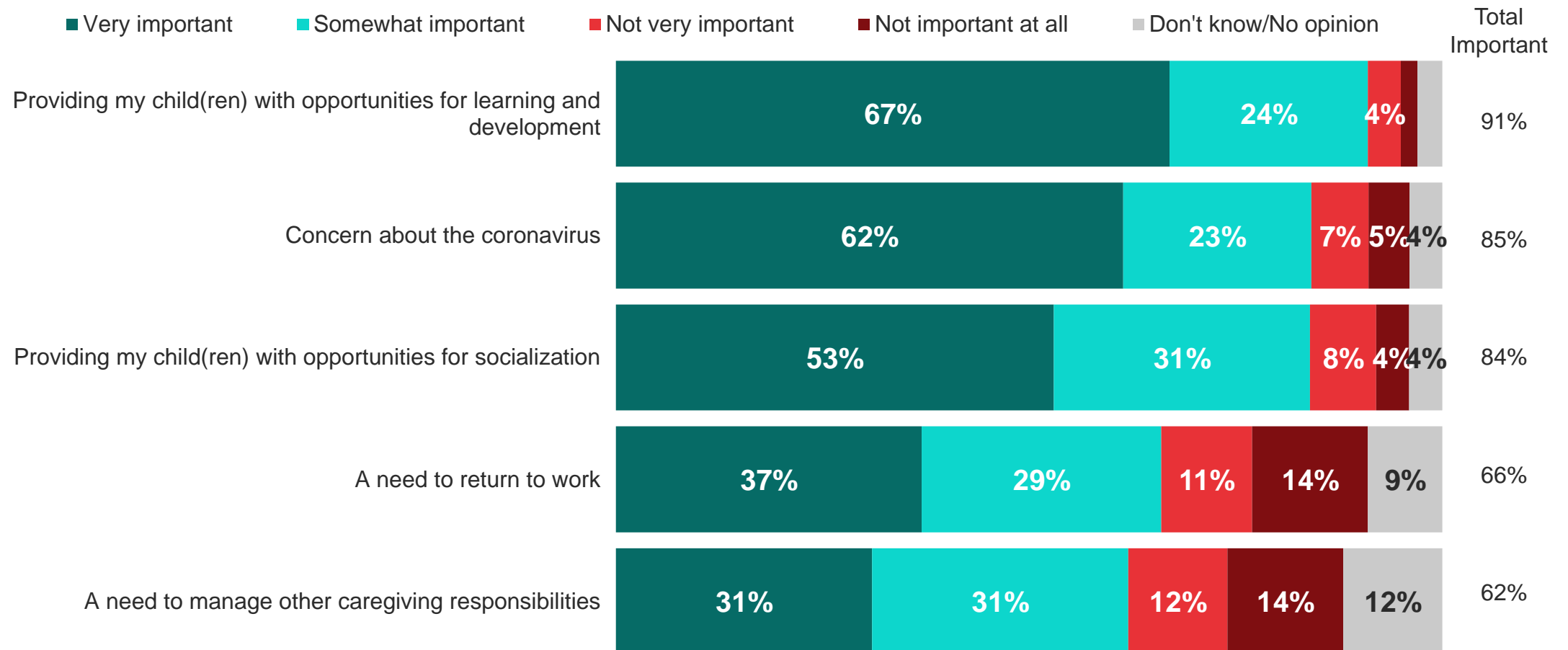
“I live in an area that doesnt believe the pandemic is real even though its getting worse. I will not send my child to a daycare where they could be exposed. Its just not a good move as a parent.”

“I will not be sending my child to childcare this year. I am taking a year off work to take care of him.”

SENDING CHILDREN BACK TO CHILD CARE

Providing learning and development opportunities is the most important factor (91%) that parents report considering when sending their child(ren) back to a child care program, followed by concern about COVID-19 (85%).

How important, if at all, are each of the following factors as you consider sending your child (or children) back to a child care program during the coronavirus (COVID-19) pandemic?

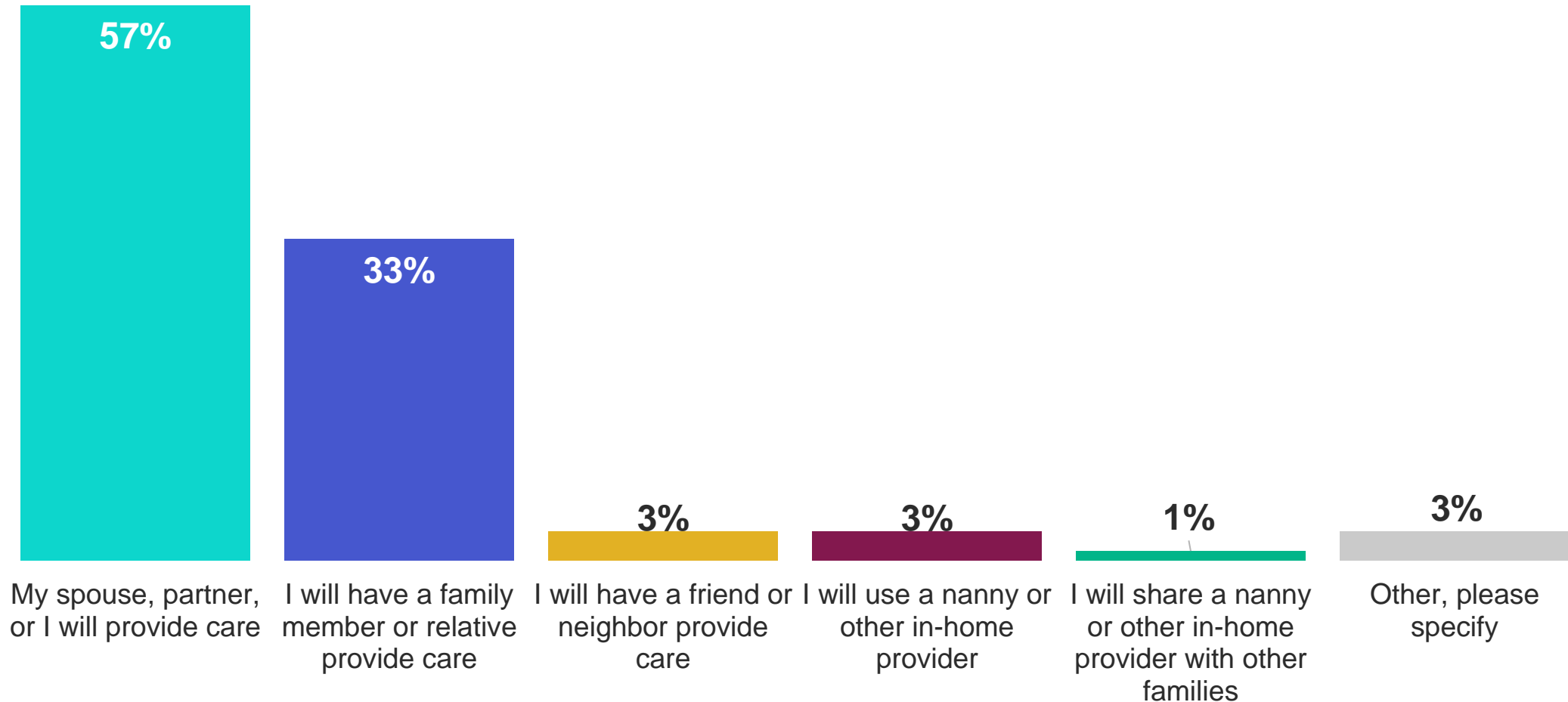


SENDING CHILDREN BACK TO CHILD CARE

Among parents who do not plan to send their child(ren) back to a child care program, 57% say they personally or their spouse/partner will provide care, while a third (33%) will rely on a family member or relative.

Since you do not plan to send your child(ren) to a child care program, how do you plan to care for your child (or children)?

PARENTS WHO DO NOT PLAN TO SEND THEIR CHILD BACK TO A CHILD CARE PROGRAM (n=356)





SENDING CHILDREN BACK TO CHILD CARE

Multigenerational households whose children are not going to a child care program are more likely to say they plan to rely on family members or relatives to care for their child(ren).

Since you do not plan to send your child(ren) to a child care program, how do you plan to care for your child (or children)?

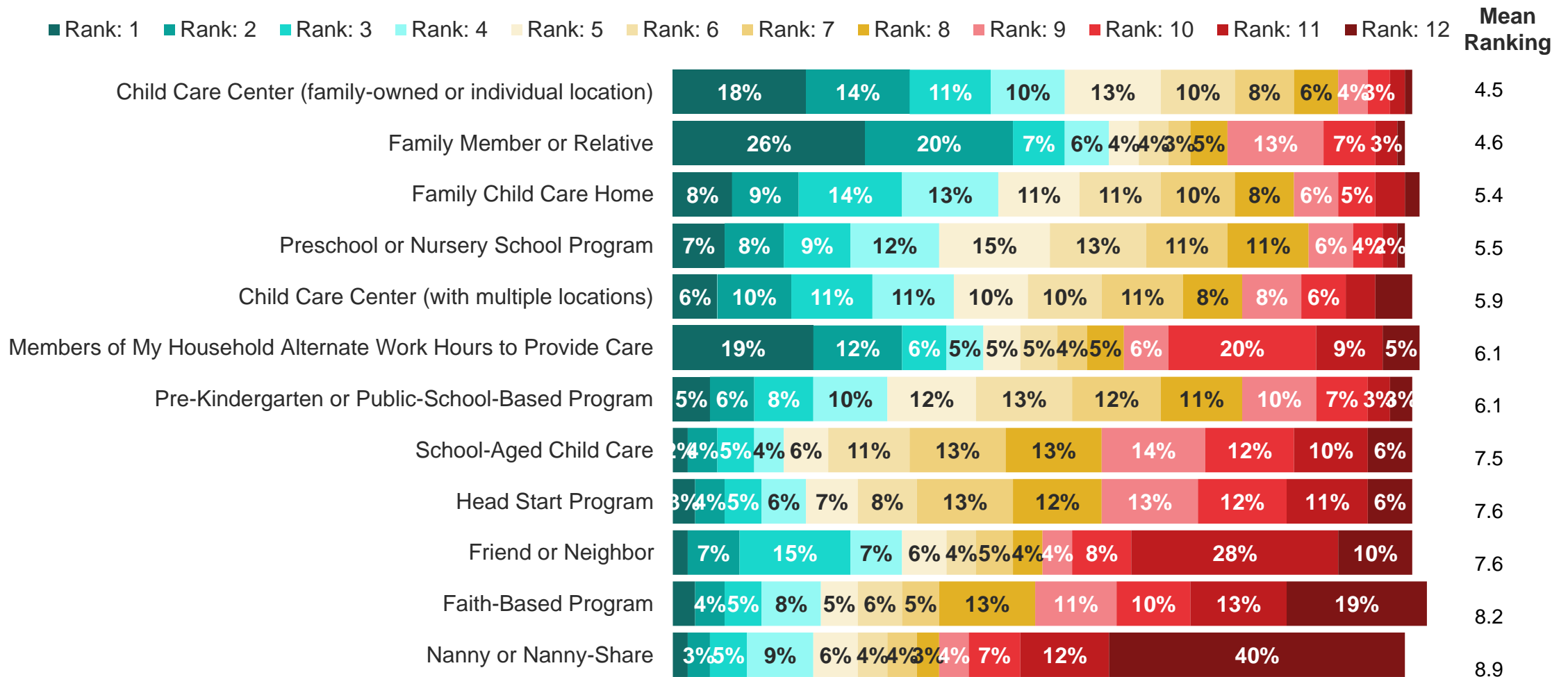
PARENTS WHO DO NOT PLAN TO SEND THEIR CHILD BACK TO A CHILD CARE PROGRAM (n=356)

Plan For Children Not Going Back to Child Care By Demographic Group			
	Parents	Multigenerational Household	Household of Essential Worker
My spouse, partner, or I will provide care	57%	49%	59%
I will have a family member or relative provide care	33%	42%	31%
I will have a friend or neighbor provide care	3%	1%	3%
I will use a nanny or other in-home provider	3%	4%	3%
I will share a nanny or other in-home provider with other families	1%	3%	2%
Other, please specify	3%	2%	3%

SENDING CHILDREN BACK TO CHILD CARE

When thinking about sending their child(ren) back to child care, if cost were not a factor, parents rank a child care center (family-owned or individual location) or a family member or relative as their most preferred child care option.

When thinking about sending your child(ren) under 5 to child care, if cost were not a factor in your decision, please rank the following child care options from your most preferred to your least preferred child care option, where '1' is your 'most preferred' and '12' is your 'least preferred' child care option.



## SENDING CHILDREN BACK TO CHILD CARE

Parents who were paying for child care in January 2020 are more likely to prefer a child care center, while parents who were not paying for child care are more likely to prefer a family member or relative.

When thinking about sending your child(ren) under 5 to child care, if cost were not a factor in your decision, please rank the following child care options from your most preferred to your least preferred child care option, where '1' is your 'most preferred' and '12' is your 'least preferred' child care option.

Mean Ranking Of Preferred Child Care Options By Demographic Group				
	Parents	Multigenerational Household	Paying for child care in Jan 2020	Not paying for child care in Jan 2020
Child Care Center (family-owned or individual location)	4.5	4	3.9	5.1
Family Member or Relative	4.6	5.1	5.4	3.9
Family Child Care Home	5.4	4.9	5.1	5.7
Preschool or Nursery	5.5	5.7	5.3	5.7
Child Care Center (with multiple locations)	5.9	5.5	5.3	6.4
Members of My Household Alternate Work Hours to Provide Care	6.1	6.5	6.8	5.5
Pre-Kindergarten or Public-School-Based Program	6.1	6.3	6.1	6.2
School-Aged Child Care	7.5	7.1	7.2	7.8
Head Start Program	7.6	7.4	7.7	7.5
Friend or Neighbor	7.6	5.1	5.4	3.9
Faith-Based Program	8.2	8.3	8.1	8.2
Nanny or Nanny-Share	8.9	9.3	8.7	9

## SENDING CHILDREN BACK TO CHILD CARE

Parents with a lower household income are more likely to prefer a family member or relative for child care, while parents with a higher household income prefer a child care center.

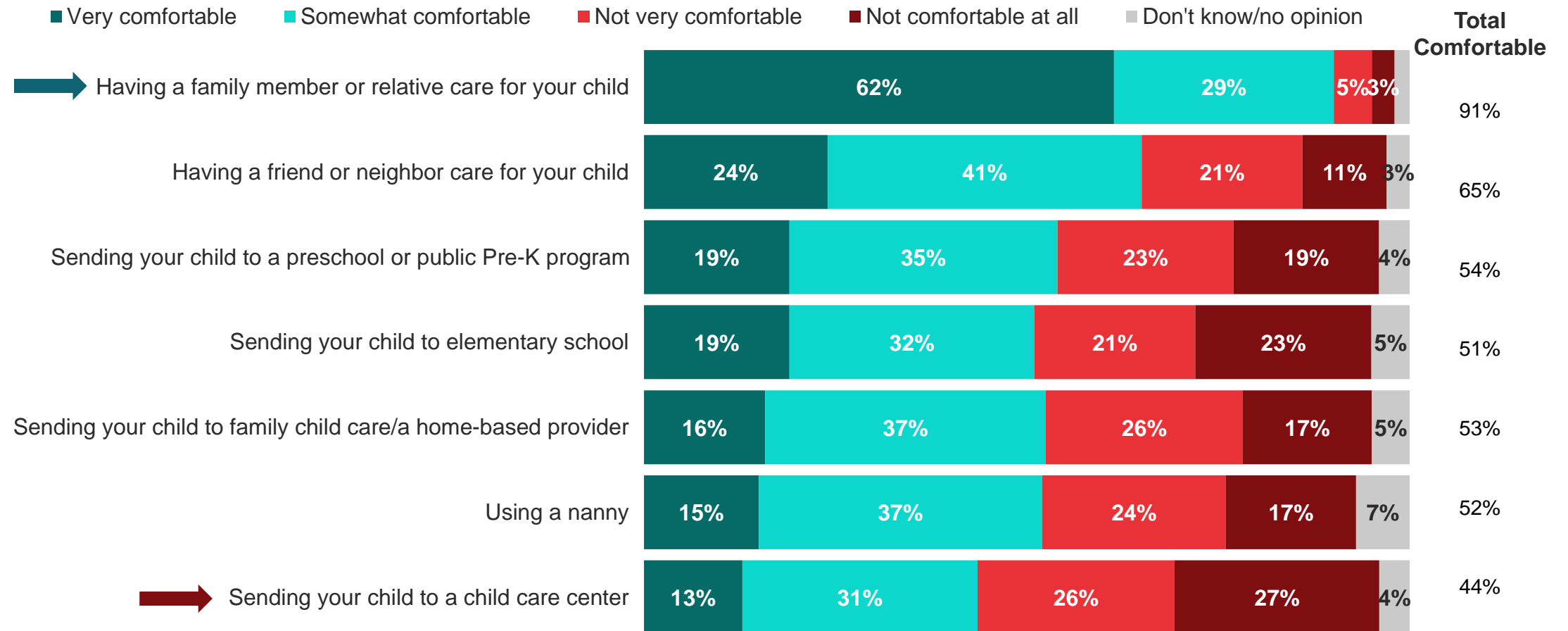
When thinking about sending your child(ren) under 5 to child care, if cost were not a factor in your decision, please rank the following child care options from your most preferred to your least preferred child care option, where '1' is your 'most preferred' and '12' is your 'least preferred' child care option.

Mean Ranking Of Preferred Child Care Options By Income Level					
	Parents	Income: Under \$35k	Income: \$35k-\$50k	Income: \$50k-\$75k	Income: Over \$75k
Child Care Center (family-owned or individual location)	4.5	4.8	5	4.7	4.2
Family Member or Relative	4.6	4.2	4.2	4.5	4.9
Family Child Care Home	5.4	5.5	5.5	5.6	5.3
Preschool or Nursery	5.5	5.9	6	5.4	5.3
Child Care Center (with multiple locations)	5.9	6.3	6.2	6.3	5.5
Members of My Household Alternate Work Hours to Provide Care	6.1	5.9	5.3	6.2	6.4
Pre-Kindergarten or Public-School-Based Program	6.1	6.3	6.4	5.6	6.2
School-Aged Child Care	7.5	7.4	7.9	7.7	7.4
Head Start Program	7.6	7.4	6.8	7.3	8
Friend or Neighbor	7.6	6.8	7.5	7.4	8
Faith-Based Program	8.2	8.3	8.1	8.3	8.1
Nanny or Nanny-Share	8.9	9.2	9	9	8.7

SENDING CHILDREN BACK TO CHILD CARE

Parents are most comfortable having a family member or relative care for their child (91%). On the other hand, half of parents (53%) are not comfortable sending their child to a child care center.

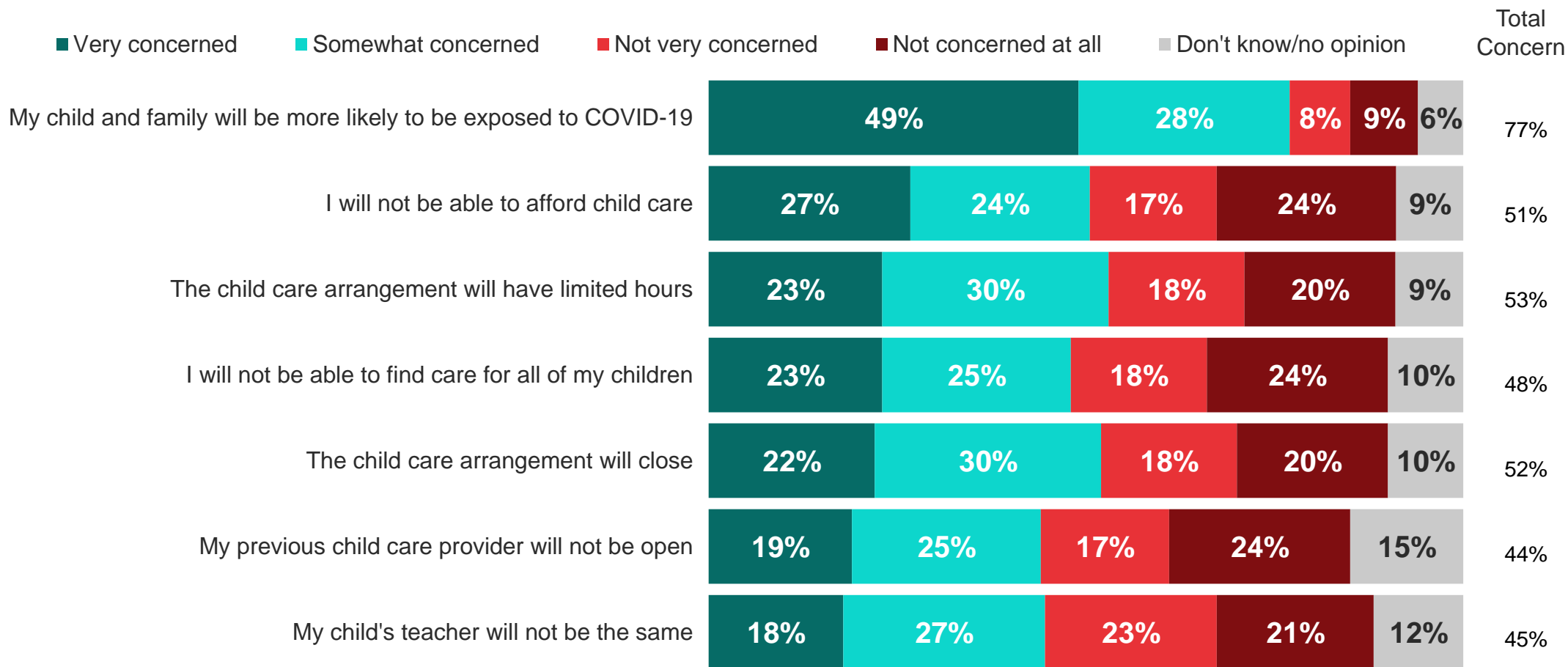
How comfortable, if at all, would you be with each of the following?



SENDING CHILDREN BACK TO CHILD CARE

When thinking about sending child(ren) back to child care, parents are most concerned about their child and family being more likely to be exposed to COVID-19 (77%).

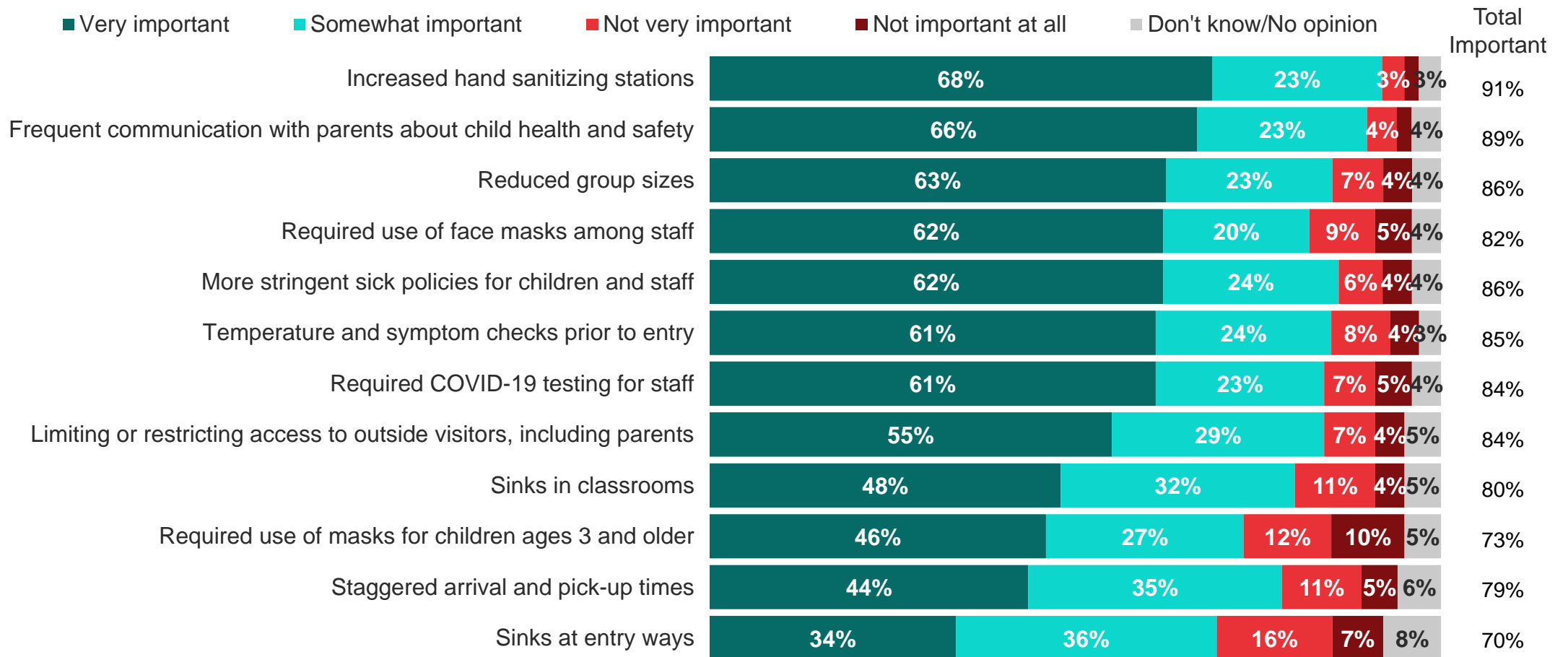
When thinking about sending your child(ren) back to child care in light of the coronavirus (COVID-19) pandemic, how concerned are you, if at all, about each the following?



SENDING CHILDREN BACK TO CHILD CARE

Health and safety measures in child care programs are important to a majority of parents, specifically increased hand sanitizing stations (91%), communication about child health and safety (89%), and reduced group sizes (86%).

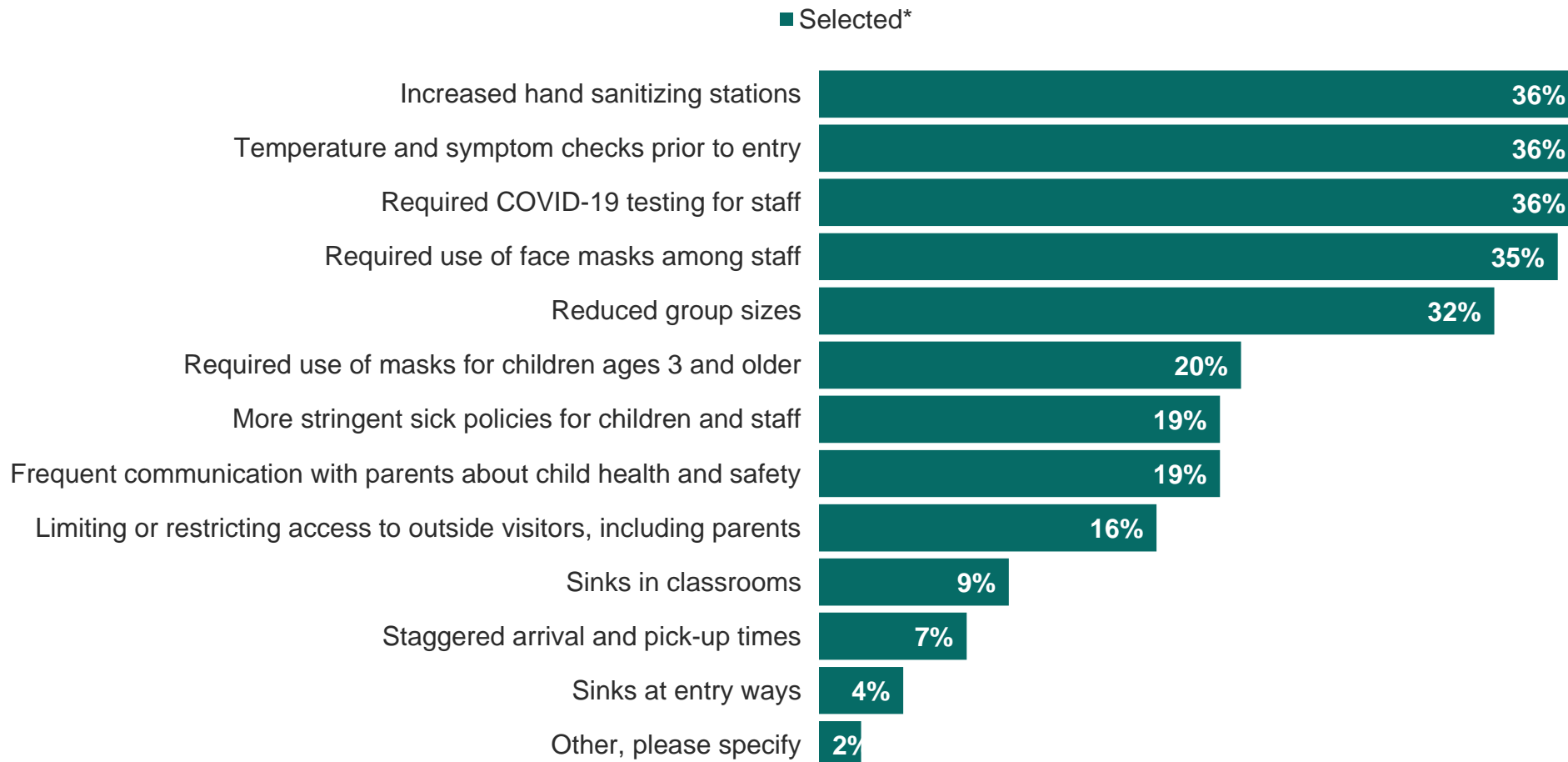
How important, if at all, are each of the following health and safety measures for child care programs?



SENDING CHILDREN BACK TO CHILD CARE

When asked what is *most important* in child care programs when reopening, parents select hand sanitizing, temperature checks, COVID-19 testing for staff, and required use of face masks for staff.

And, what health and safety measures do you see as most important in your child care program as it re-opens? Please select the three that are most important to you.



\*Percentages add up to over 100% as parents could select up to 3 most important measures.



---

## CONTENTS

- 1 Child Care Arrangements Before & During COVID-19
- 2 Child Care Needs During COVID-19
- 3 Sending Children Back to Child Care
- 4 Considerations for School Aged Children
- 5 Respondent Profile

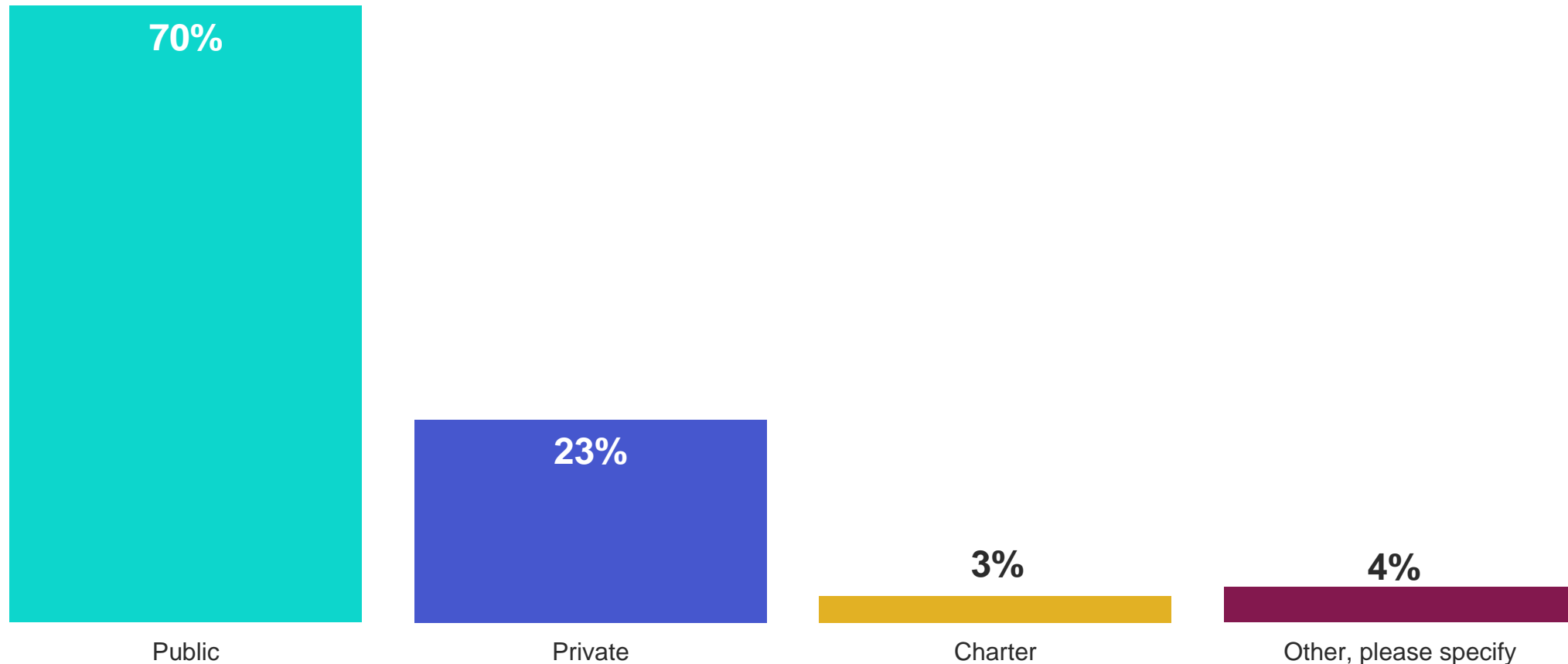


CONSIDERATIONS FOR SCHOOL AGED CHILDREN

Among parents with children under 5 who also have school aged child(ren), 70% say they attend a public school.

And, thinking specifically about your school aged children (6-12 years old), which of the following types of schools do your school-aged children attend?

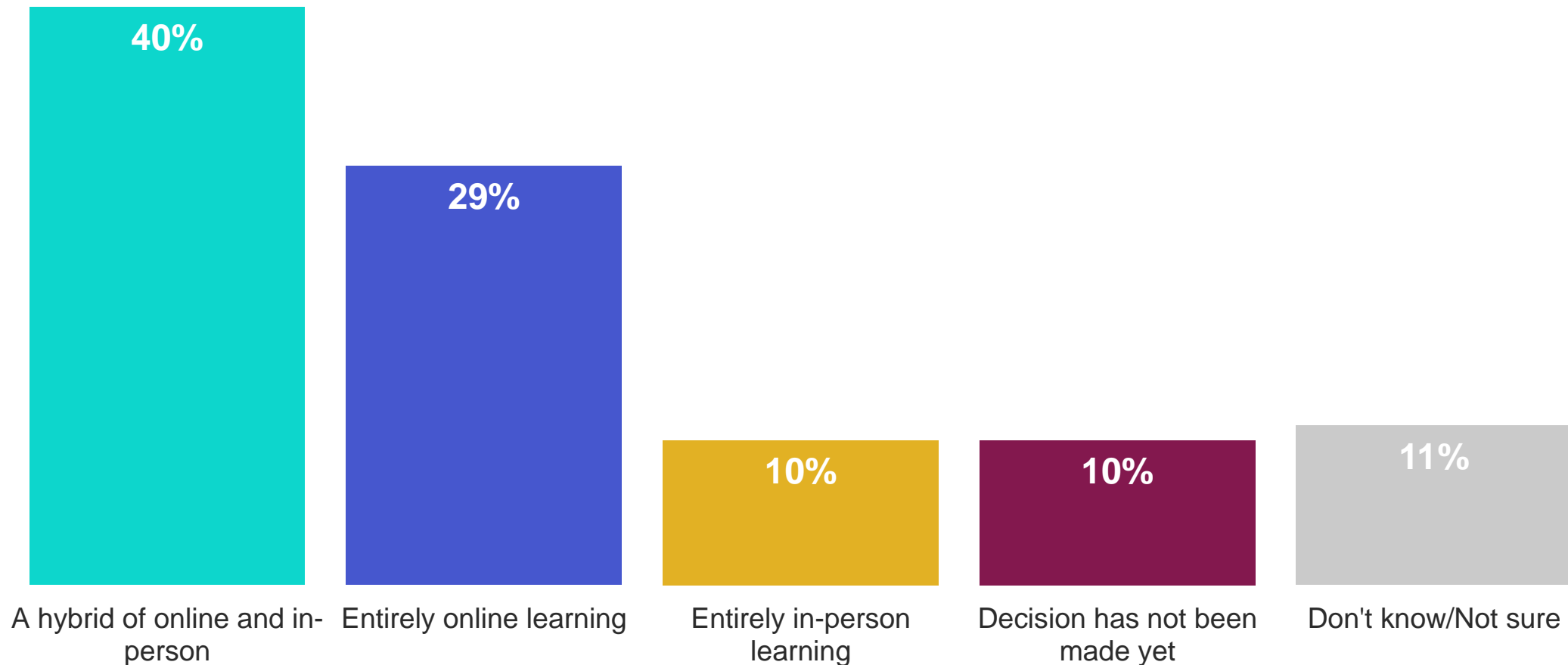
PARENTS WITH CHILDREN UNDER 5 AND SCHOOL AGED CHILD(REN) (n=423)



CONSIDERATION FOR SCHOOL AGED CHILDREN

A plurality of parents say their region’s public-school district will be using a hybrid format this fall.

To the best of your knowledge, what format and schedule will your region's public-school district be using this fall?

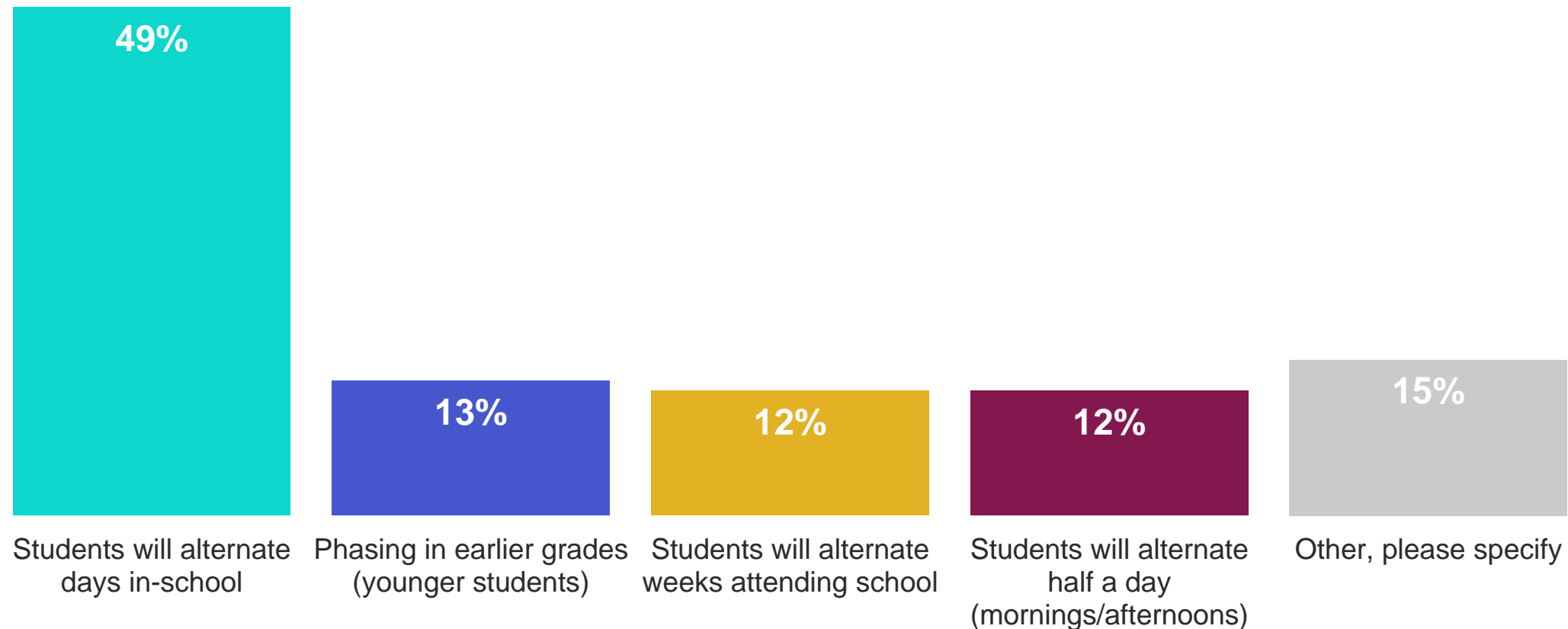


CONSIDERATION FOR SCHOOL AGED CHILDREN

Among those whose school districts are using a hybrid model, half (49%) say students will alternate days in school.

Which of the following best represents the hybrid model your public-school district will be using this fall?

PARENTS WHOSE SCHOOL DISTRICT IS USING A HYBRID MODEL (n=398)

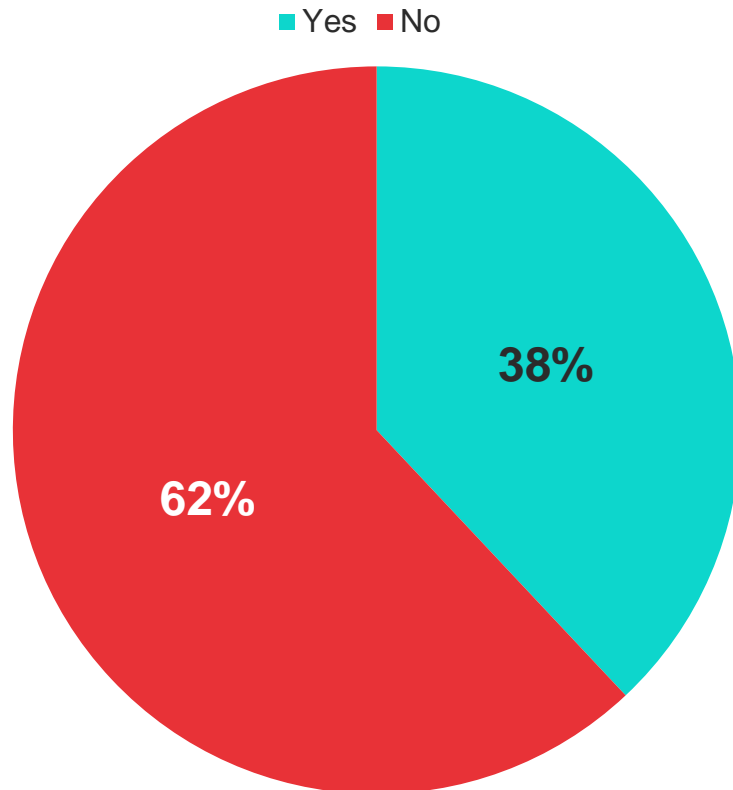


CONSIDERATION FOR SCHOOL AGED CHILDREN

Two in five parents with school aged children (38%) will look for a child care provider if their school does not open in the fall. And, 39% of these parents would prefer a formal program or provider to care for their school aged children.

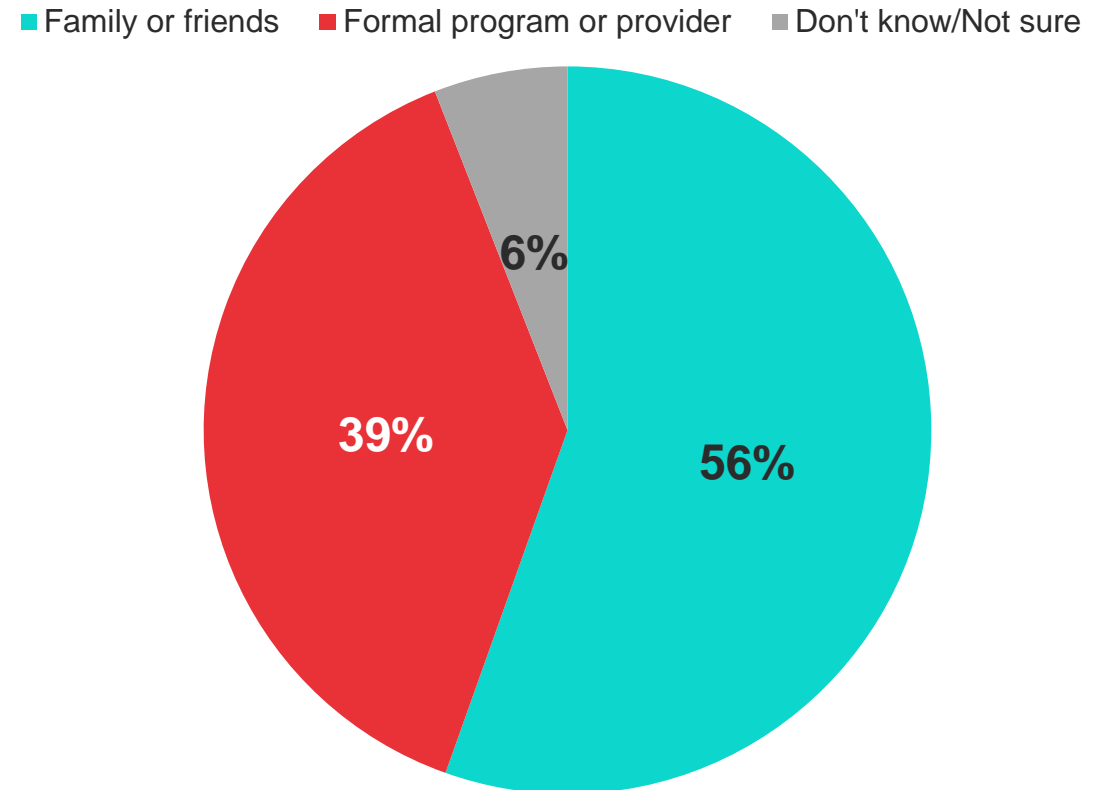
If your school does not open in the fall, will you look for a child care provider for your school-aged child(ren)?

PARENTS WITH CHILDREN UNDER 5 AND SCHOOL AGED CHILDREN (n=423)



And, would you be more likely to look for child care for your school-aged children (6-12 years old) with family or friends, or would you be more likely to look for a formal program or provider?

PARENTS WHO WOULD LOOK FOR A CHILD CARE PROVIDER FOR THEIR SCHOOL AGED CHILD(REN) n=162



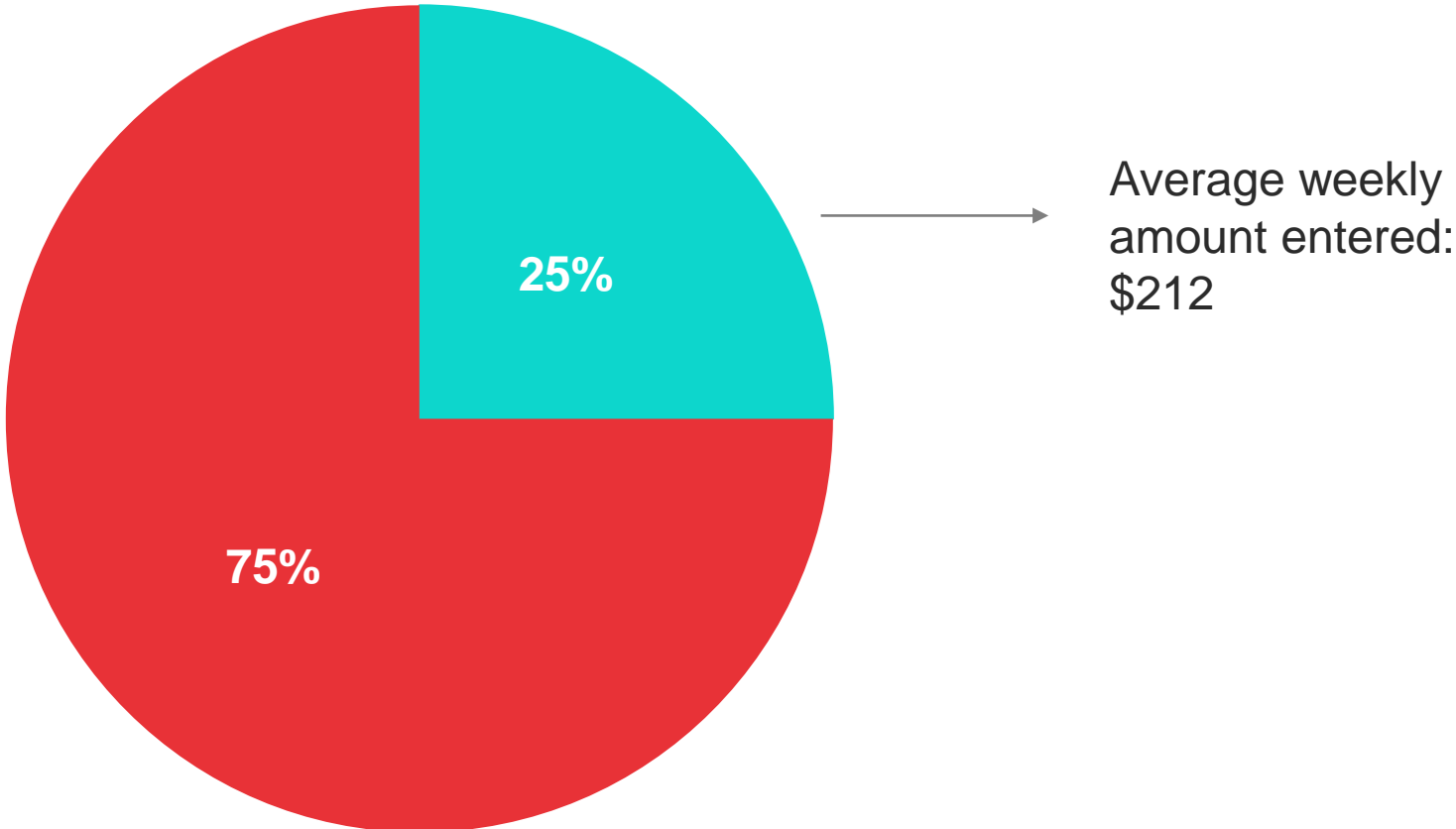
CONSIDERATION FOR SCHOOL AGED CHILDREN

Among those who would look for a child care provider for their school aged children, 75% would be unwilling or unable to afford to pay for this type of care.

And, thinking about the program or provider you might send your school-aged children to, how much would you be willing to pay for your child's care on a **weekly basis**? If you would unwilling or would be unable to pay, please select the check box below.

PARENTS WHO WOULD LOOK FOR A CHILD CARE PROVIDER FOR THEIR SCHOOL AGED CHILD(REN) n=162

■ Weekly Amount   ■ Unwilling or Cannot Afford to Pay



CONTENTS

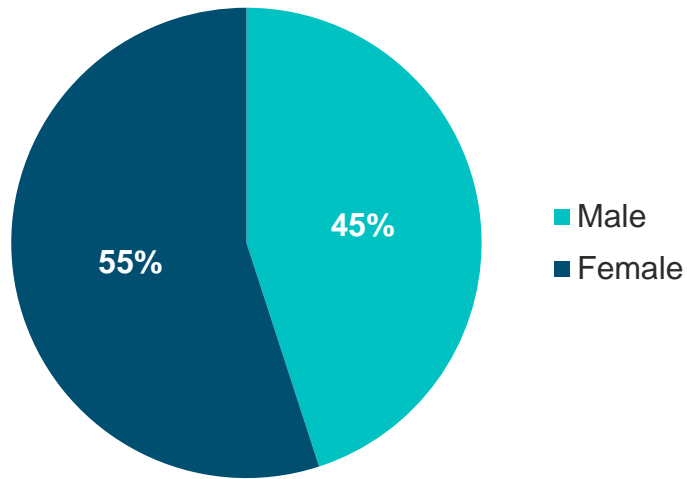
- 1 Child Care Arrangements Before & During COVID-19
- 2 Child Care Needs During COVID-19
- 3 Sending Children Back to Child Care
- 4 Considerations for School Aged Children
- 5 Respondent Profile



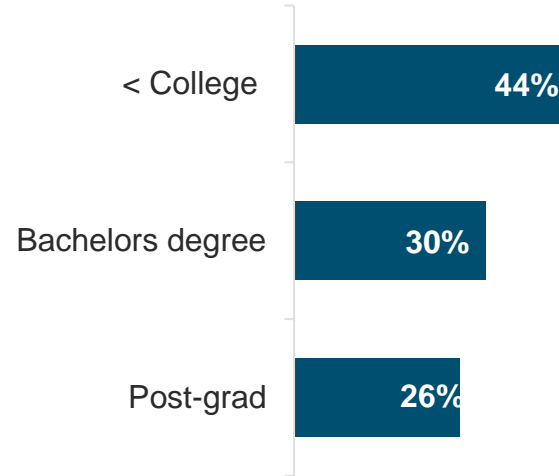
RESPONDENT PROFILE

Demographic Information

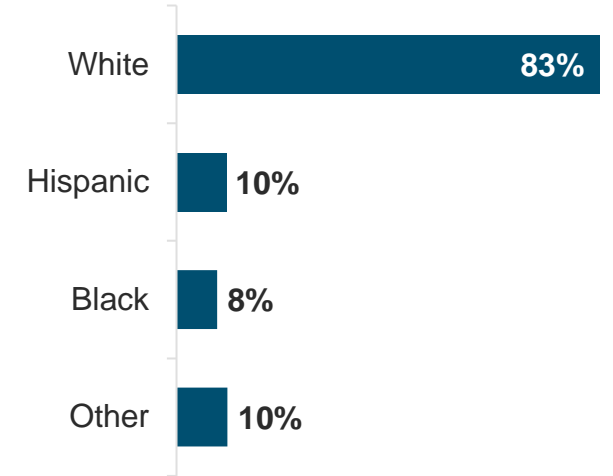
Gender



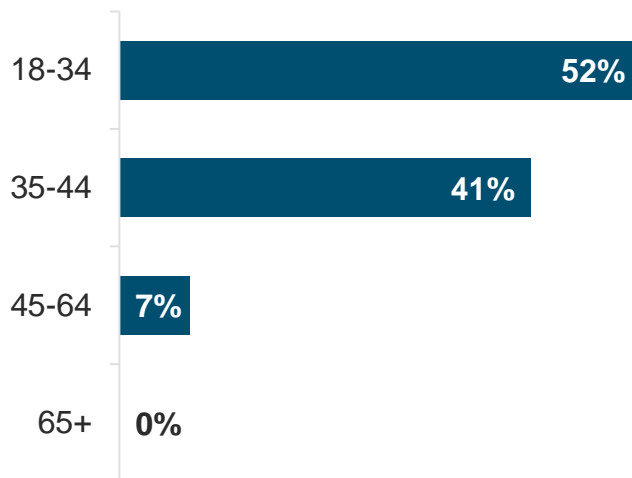
Education



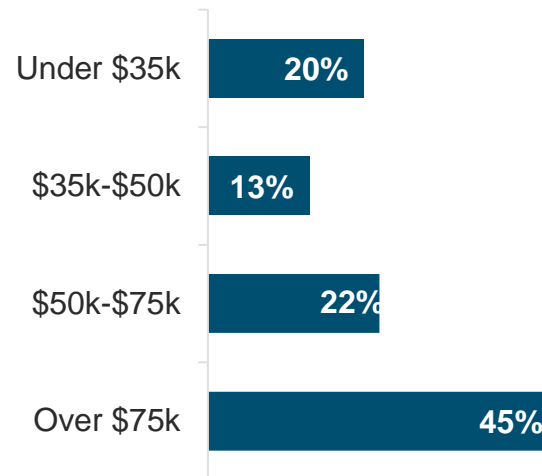
Ethnicity



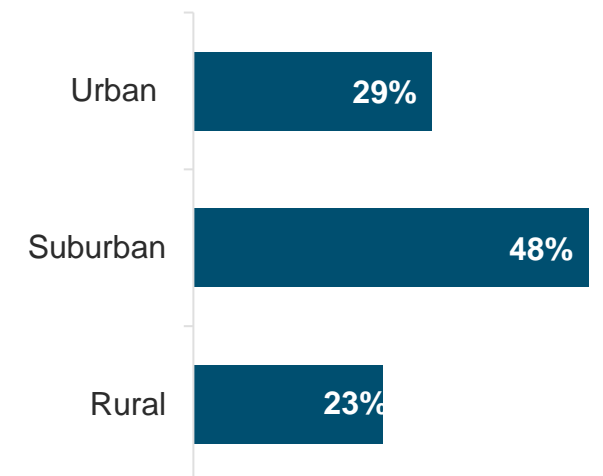
Age



Income



Community Type

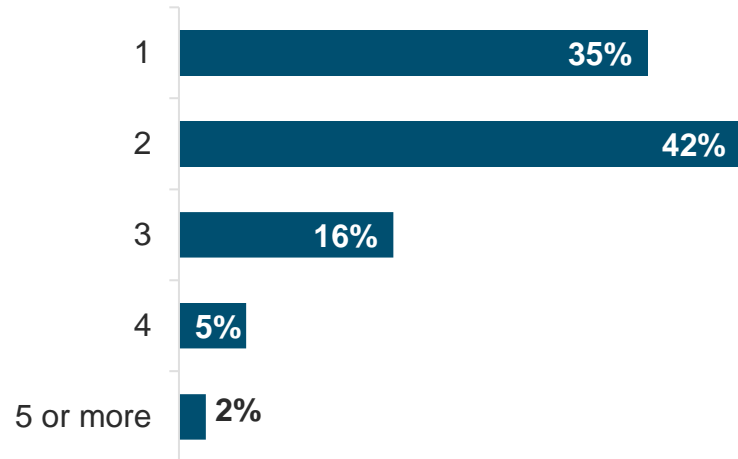




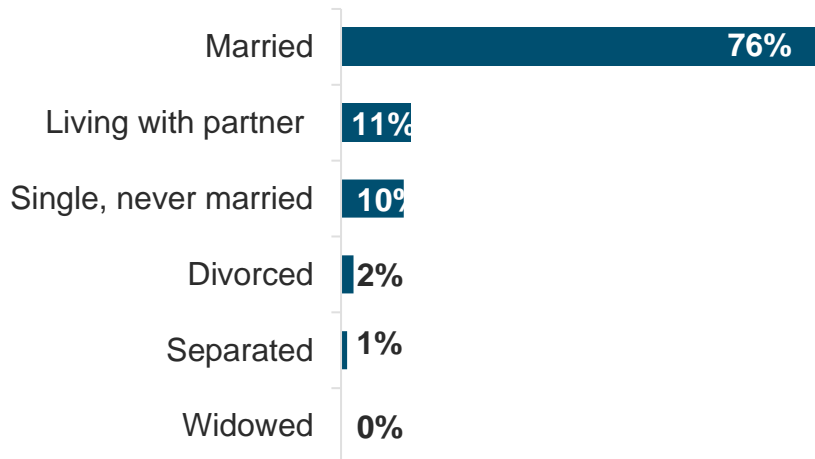
RESPONDENT PROFILE

**Family Demographics**

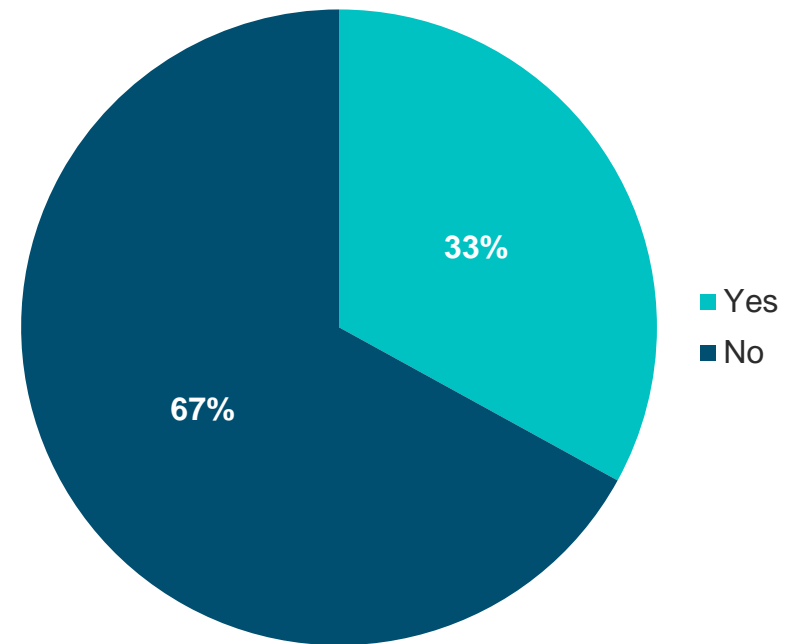
How many children under the age of 18 currently live at your home?



*Marital Status*



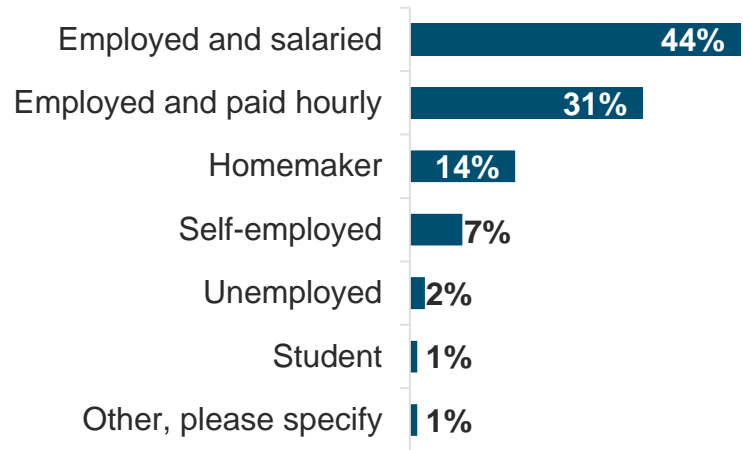
A multigenerational household is a family household that contains at least two generations of adults. For the purposes of this question, children are defined as an 'adult generation' only if they are 25 years old or above. Based on what you know, are you part of a multigenerational household (i.e. parent and grandparent, parent and uncle/aunt, parent and adult children 25 years old or above)?



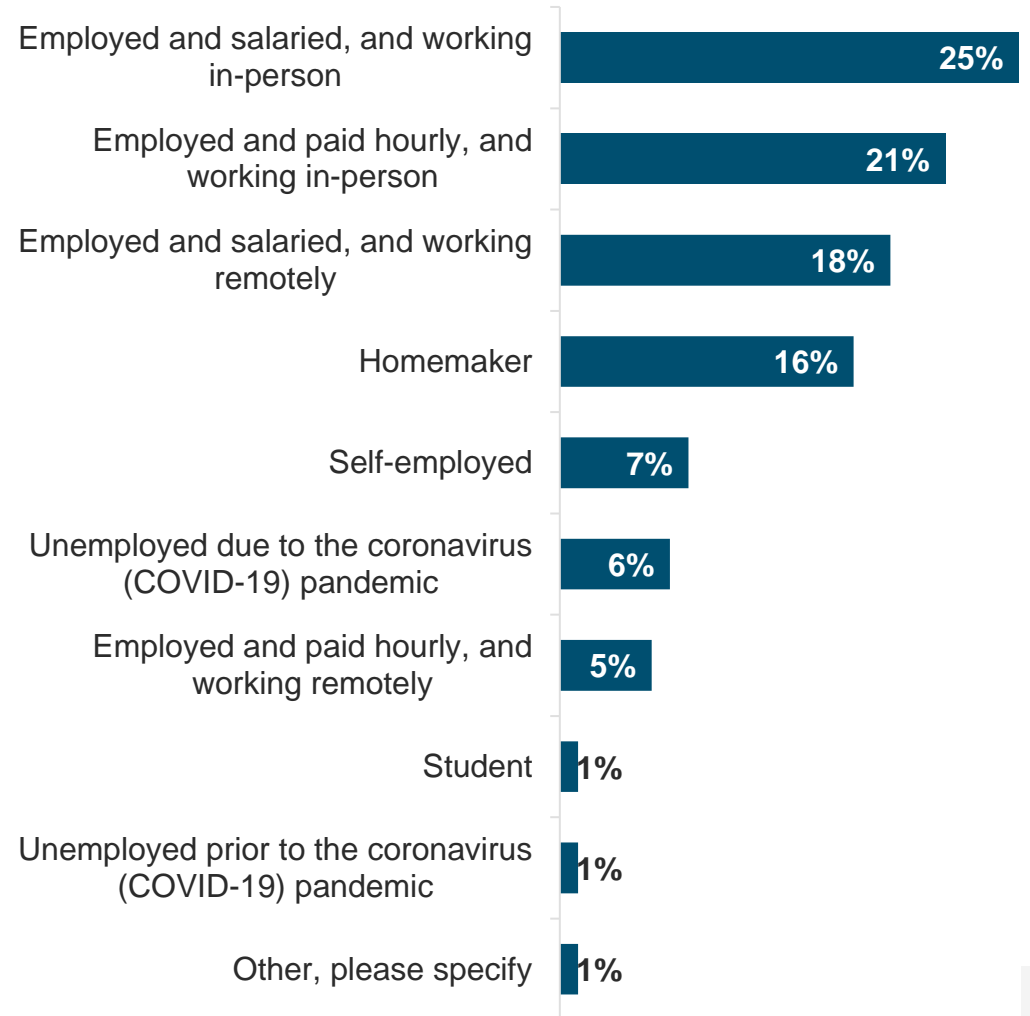
RESPONDENT PROFILE

**Employment Demographics**

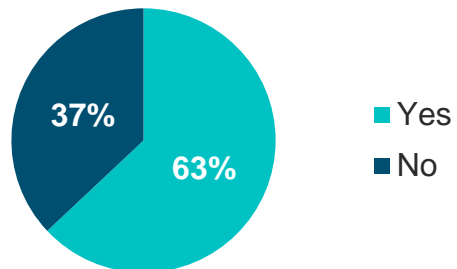
*Which of the following best represents your work status in January 2020?*



*Which of the following best represents your current work status?*



*Has your work been deemed essential? In other words, are you considered an essential worker in your state?*



*Has your spouse's or partner's work been deemed essential? In other words, are they considered an essential worker in your state?*

